

---

# **MICHIGAN DEPARTMENT OF CORRECTIONS**

## **2014 STATISTICAL REPORT**

Rick Snyder, Governor

---

Daniel H. Heyns, Director  
Michigan Department of Corrections

---

June 16, 2016  
*(See next page for a list of revisions and releases.)*

---

### **Release History**

July 2, 2015	• Initial Release includes Section A
August 11, 2015	• Added Section J
October 16, 2015	• Added Sections E and F
January 12, 2016	• Added Section I
March 23, 2016	• Added Section B
April 15, 2016	• Added Section H
May 23, 2016	• Added Section D; Added Tables F3a-F3c
June 16, 2016	• Added Section C

---

# 2014 STATISTICAL REPORT

## INTRODUCTION

Since the 2000 edition of the MDOC Statistical Report, bound paper copies have no longer been produced and distributed. Instead, these annual statistical reports are published only on the official MDOC web site on the Internet. The MDOC home page web address is <http://www.michigan.gov/corrections>, and the Statistical Reports are located under the *Publications & Information* link.

The crime breakdowns in the core tables of the first three sections of the report, regarding felony court dispositions, prison intake and prison population, are all based on the longer 10-character offense codes, as was first shown in the 1999 report. They are also sorted by offense code rather than by crime frequency or maximum term. Since the new sort order keeps sequential offense codes together, similar crimes that have identical maximum penalties are no longer consolidated. This new level of detail provides much richer information than in the past.

However, the additional detail also makes the crime tables much longer; the reader must be careful to watch for related offense codes when attempting to examine the data for a particular type of crime. For example, several separate offense codes now appear for the crime of first degree criminal sexual conduct (750.520B-- ) in each crime table, because each code represents a specific characteristic of the offense.

Summary narrative reflecting on the Department's observations about what the data show has again been kept to a minimum, as the Department now produces a separate Annual Report for that purpose.

### Section Overview

This report is divided into ten major sections (A-J).

- **Section A, Court Dispositions**, contains data on statewide felony court dispositions broken down by offense, sentencing jurisdiction, and type of disposition.
- **Section B, Prison Commitments**, provides prison intake data by the number and characteristics of new prisoners received by the Department.
- **Section C, Prisoner Population**, presents descriptions of Michigan's Correctional Facilities

and statistics regarding the characteristics of the prisoner population.

- **Section D, Parole Board**, summarizes data on offender movement to parole and Parole Board activity and decisions, and examines the parole outcomes.
- **Section E, Probation and Parole Supervision**, contains data and information regarding the community supervision programs and functions of the Department's Field Operations Administration (FOA).
- **Section F, Department Operations**, contains data and information about a variety of Department programs and administrative functions/operations. Section F contains the following subsections:
  - *Prisoner Program, Misconduct and Litigation Statistics*
  - *Michigan State Industries*
  - *Bureau of Health Care Services*
  - *Department Expenditures and Personnel Summaries*
- **Section G, Prisoner Reentry**, was a new section in 2005 and reflects the development of the statewide initiative by several stakeholders, one of whom is MDOC. The first year that prisoners were paroled to the community under this initiative was in 2005.
- **Section H, Community Reentry Program and Electronic Monitoring**, brings the Residential Reentry Program and the Intensive Detention Reentry Program under the umbrella of Prisoner Reentry, along with Curfew and GPS monitoring.
- **Section I, Special Alternative Incarceration Program (SAI)**, is administered by the Correctional Facilities Administration (CFA) with Cooper Street Correctional Facility serving administratively as the parent institution. SAI has been redesigned to operate under Prisoner Reentry principles.
- **Section J, Office of Community Corrections**, provides data regarding the utilization of community sanctions and services for non-violent offenders in order to reduce admissions to prison.

---

# Table of Contents

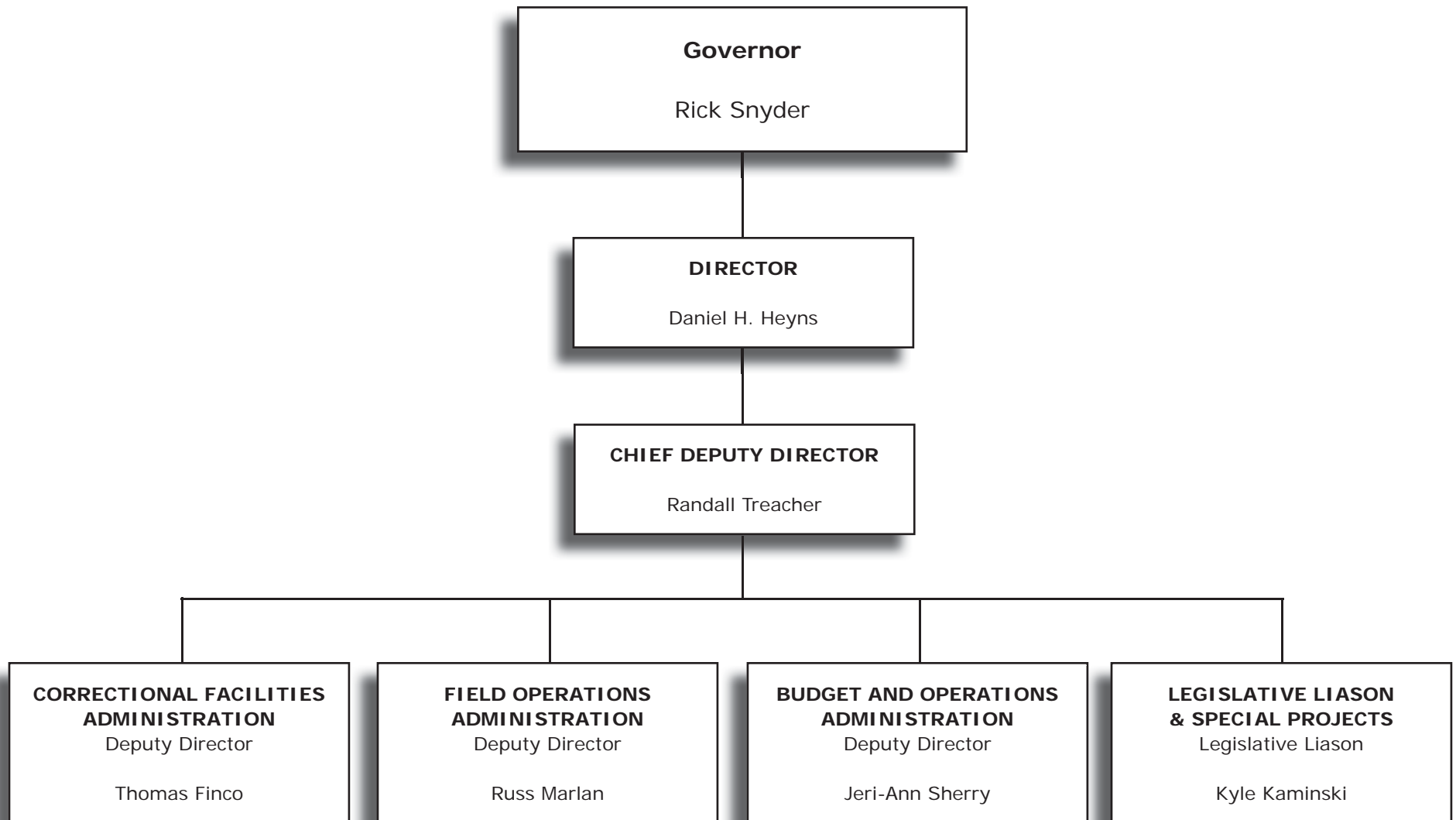
INTRODUCTION .....	i
TABLE OF CONTENTS.....	ii
DEPARTMENT ORGANIZATIONAL CHART.....	v
<b>A. COURT DISPOSITIONS .....</b>	<b>A- 1</b>
A    Statewide Prison Commitment Rates, 2003 - 2014.....	A- 2
A1    2014 Criminal Court Dispositions (Offenders) by FOA Region and County - All Offenses.....	A- 4
A1a    - Non-Assaultive Offenses .....	A- 6
A1b    - Drug Offenses .....	A- 8
A1c    - Assaultive Offenses .....	A-10
A2    2014 Criminal Court Dispositions by Offense and Type of Disposition - All Offenses.....	A-12
A2a    - Non-Assaultive Offenses .....	A-45
A2b    - Drug Offenses .....	A-65
A2c    - Assaultive Offenses .....	A-69
<b>B. PRISON COMMITMENTS.....</b>	<b>B- 1</b>
B1a    Annual Prison Intake ( <i>Excluding "Additional Sentence Imposed"</i> ), 2000 - 2014 .....	B- 2
B1b    Reported Index Crimes and Prison Intake ( <i>Excluding "Additional Sentence Imposed"</i> ), 2007 - 2014 .....	B- 3
B2    2014 Prison Commitments by Minimum Term Distribution ( <i>Including "Additional Sentence Imposed"</i> ) - All Offenses .....	B- 4
B2a    - Non-Assaultive Offenses .....	B-23
B2b    - Drug Offenses .....	B-31
B2c    - Assaultive Offenses .....	B-33
B3    2014 Prison Commitments by Minimum Term Distribution for Women ( <i>Including "Additional Sentence Imposed"</i> ) - All Offenses .....	B-42
B4a    Commitments by Age and Gender, 1995 - 2014 .....	B-50
B4b    2014 Commitments by Age, Race and Gender .....	B-51
B5    2014 Commitments by Race and Gender .....	B-51
B5a    Commitments by Race and Gender, 1995 - 2014.....	B-52
B6    Commitments by Type.....	B-53
B7    Commitments by Major Crime Types, 1995 - 2014 .....	B-54
<b>C. PRISONER POPULATION.....</b>	<b>C- 1</b>
Map of Correctional Facilities by Region as of December 31, 2014 .....	C- 2
2014 MDOC Facilities Listing and Facility Description .....	C- 3
C    Net Operating Capacity by Security Level as of December 31, 2014 .....	C-10
Ca    Year-End Prison Population, 2000 - 2014 .....	C-11
Cb    Total Prison Population, Prison Commitments and Michigan Census, 1954 - 2014 .....	C-12
Cc    Trends in Prison Population, Prison Commitments and Michigan Census, 1954 - 2014 .....	C-13
C1    2014 Total Prisoner Population by Minimum Term Distribution - All Offenses .....	C-14
C1a    - Non-Assaultive Offenses .....	C-39
C1b    - Drug Offenses .....	C-50
C1c    - Assaultive Offenses .....	C-53
C2    2014 Total Prisoner Population by Minimum Term Distribution for Women - All Offenses .....	C-64
C3    2014 Age Breakdown of Prisoner Population by Location - Total Prisoner Population .....	C-75
C3a    - White Prisoner Population.....	C-77

C3b	- Non-White Prisoner Population .....	C-79
C4	2014 Prisoner Movement Summary, Institutions Only .....	C-81
C5	Prisoner Escapes from Secure DOC Custody, 2007 - 2014 .....	C-82
<b>D.</b>	<b>PAROLE BOARD.....</b>	<b>D- 1</b>
D	Annual Movements to Parole, 2000 - 2014 .....	D- 2
D1	Parole Board Activity, 1994 - 2014 .....	D- 3
D1a	2014 Parole Board Actions .....	D- 4
D3	Three-Year Follow-Up Outcomes of Offenders Who Paroled in 1998 to 2011 by Year (Flat Three-Year Follow-Up Regardless of Parole Status .....	D- 5
<b>E.</b>	<b>PROBATION AND PAROLE SUPERVISION.....</b>	<b>E- 1</b>
	Map of Field Operations Administration Regions and Areas as of December 31, 2014 .....	E- 2
E1	Violations of Parole Supervision 2005 - 2014 .....	E- 3
E2a	2014 Field Operations Personnel Distribution .....	E- 4
E2b	2014 Field Operations Funds Distribution .....	E- 4
E3a	2014 Field Operations Work Distribution - Investigations.....	E- 5
E3b	2014 Field Operations Work Distribution - Supervision.....	E- 5
E4	Number of Pre-Sentence Investigations, 2005 - 2014 .....	E- 6
E5	Average Number of <i>Parolees</i> Supervised, 2005 - 2014.....	E- 7
E6	Average Number of <i>Probationers</i> Supervised, 2005 - 2014 .....	E- 8
<b>F.</b>	<b>DEPARTMENT OPERATIONS.....</b>	<b>F- 1</b>
	<b>PRISONER PROGRAM, MISCONDUCT AND LITIGATION STATISTICS.....</b>	<b>F- 2</b>
F1	2014 Prisoner Faith Preferences.....	F- 3
F2	Institutional Academic and Vocational Program Statistics, FY 2014 .....	F- 4
F3a	2014 Prisoner Misconduct: Totals, Class I & II Charges .....	F- 5
F3b	2014 Prisoner Misconduct: Totals, Class I Charges .....	F- 6
F3c	2014 Prisoner Misconduct: Totals, Class II Charges .....	F- 7
F4	Litigation Statistics, 2010 - 2014 .....	F- 8
	<b>MICHIGAN STATE INDUSTRIES.....</b>	<b>F- 9</b>
F5	Industries Seven-Year History of Total Sales and Net Margin, FY 2008 - 2014 .....	F-10
F6	Comparison of Total Sales and Net Margin From Factory Operations, FY 2013 - 2014.....	F-11
F7	2014 Hourly Pay Schedule .....	F-12
	<b>BUREAU OF HEALTH CARE SERVICES.....</b>	<b>F-13</b>
F8	Health Care Expenditures Profile, FY 2005 - 2014 .....	F-14
F9	Trend of Per Prisoner Health Care Expenditures Under Direct Control of MDOC, FY 2005 - 2014 .....	F-15
	(There is no F-10.)	
	<b>DEPARTMENT EXPENDITURES AND PERSONNEL SUMMARIES.....</b>	<b>F-16</b>
F11	Gross Expenditures and Encumbrances Excluding Capital Outlay, FY 2014 .....	F-17
F11a	Corrections Operating Expenditures, FY 2014 .....	F-18
F12	Number of Employees as of December 20, 2014 .....	F-19
F12a	Corrections Officers as of December 20, 2014 .....	F-20
<b>G.</b>	<b>MICHIGAN PRISONER REENTRY .....</b>	<b>G- 1</b>

---

<b>H.</b>	<b>COMMUNITY REENTRY PROGRAM AND ELECTRONIC MONITORING (2013 - 2014)</b> .....	<b>H- 1</b>
H1	New Community Reentry Program Participants Monthly by Program Site .....	H- 2
H2	Community Reentry Program Terminations Monthly by Program Site .....	H- 3
H3	End of Month Community Reentry Program Populations by Program Site .....	H- 4
H4	New Electronic Monitoring Participants Monthly by Offender Type .....	H- 5
H5	Monthly Electronic Monitoring Terminations by Offender Type .....	H- 6
H6	End of Month Electronic Monitoring Populations by Offender Type .....	H- 7
H7	Monthly GPS Electronic Tether Program Activity .....	H- 8
<b>I.</b>	<b>SPECIAL ALTERNATIVE INCARCERATION PROGRAM (SAI)</b> .....	<b>I- 1</b>
I1	2014 SAI <i>Prisoner</i> Intake by Offense .....	I- 2
I2	2014 SAI <i>Probationer</i> Intake by Offense .....	I- 5
I3	2012 - 2014 Comparison of SAI <i>Probationer</i> Intake (By Field Operations Administration Regions) .....	I- 6
I4	SAI Phase I <i>Prisoner</i> Program Performance, 2012 - 2014 .....	I- 7
I5	SAI Phase I <i>Probationer</i> Program Performance, 2012 - 2014 .....	I- 7
I6	SAI Phase I <i>Prisoner</i> Post-Program Performance, 1992 - 2014 .....	I- 8
I7	SAI Phase I <i>Probationer</i> Post-Program Performance, 1992 - 2011.....	I- 8
<b>J.</b>	<b>OFFICE OF COMMUNITY CORRECTIONS (OCC)</b> .....	<b>J- 1</b>
J1	Offenders Enrolled in P.A. 511 Community Corrections Programs, FY 2014 .....	J- 2
J2	Grants Awarded, FY 2014 .....	J- 3
J3	FY 2014 Probation Residential Services .....	J- 4

**MICHIGAN DEPARTMENT OF CORRECTIONS**  
**Organizational Chart**  
*As of December 31, 2014*



---

# Court Dispositions



This section contains data on statewide felony court dispositions broken down by offense, sentencing county and type of disposition. Offenders may have committed multiple offenses that the felony courts handle as a single court disposition or sentencing event. Both offender-based data and offense-based data have distinct uses that are not interchangeable, therefore, offender-based data is presented in **A1 Series of Tables**, and offense-specific data is presented in **A2 Series of Tables**.

**Tables A** and **A1** through **A1c** aggregate multiple offenses and/or disposition (sentencing) dates into offenders. In other words, offenders with multiple offenses and/or multiple dispositions from the same sentencing county during the year were reported as follows:

- Offenses/Dispositions for the same offender that occurred on different days were reported as separate disposition events. (It is possible that these separate events were combination events, as discussed in the next bullet.)
- Offenses/Dispositions for the same offender that occurred on the same day were aggregated together into one disposition event using the following sequence in order to report the most severe details for the disposition:
  - The most severe disposition was reported (e.g., a disposition to prison was reported over a disposition to jail).
  - If the dispositions were of equal severity, then the disposition with the longest minimum term was reported.
  - If the dispositions and minimum terms were of equal severity, then the disposition with the longest maximum term was reported. (Minimum term is used as the first severity tie-breaker, since it represents the minimum penalty imposed by the judge based on the mitigating/aggravating facts of the offender's current criminal activity, whereas the maximum term represents the Legislature's statutory limitations on judicial discretion for the current criminal activity.)

The **A1 Series of Tables** are based on offenders, so multiple offenses/dispositions for the same offender are aggregated and reported per the above sequence.

**Table A** shows the statewide prison commitment rates of offenders for the current year and the previous ten years.

**Table A1** shows the court dispositions of offenders broken down by disposition type and by sentencing county within each of the two Field Operations Administration (FOA) regions.

**Tables A1a** through **A1c** show the information in **Table A1** broken down by major crime categories (i.e., non-assaultive, drug and assaultive offenses).

The **A2 Series of Tables** are based on all offenses, so multiple offenses/dispositions for the same offender are reported individually by offense.

**Table A2** shows the court dispositions of offenses broken down by disposition type and offense.

**Tables A2a** through **A2c** show the information in **Table A2** broken down by major crime categories (i.e., non-assaultive, drug and assaultive offenses).

The crimes in the **A2 Series of Tables** are sorted by Michigan Compiled Law (MCL) numbers and Prosecuting Attorney's Coordinating Council (PACC) codes (the sort order used since 1999). Since this sort order keeps related codes together, similar crimes that have identical maximum penalties are not consolidated. This level of detail provides much richer information, but the reader must be careful to watch for related codes when attempting to examine the frequency and disposition pattern for a particular type of crime. For example, several separate offense codes appear for the crime of first degree criminal sexual conduct (750.520B--) because each code represents a specific characteristic of the offense.

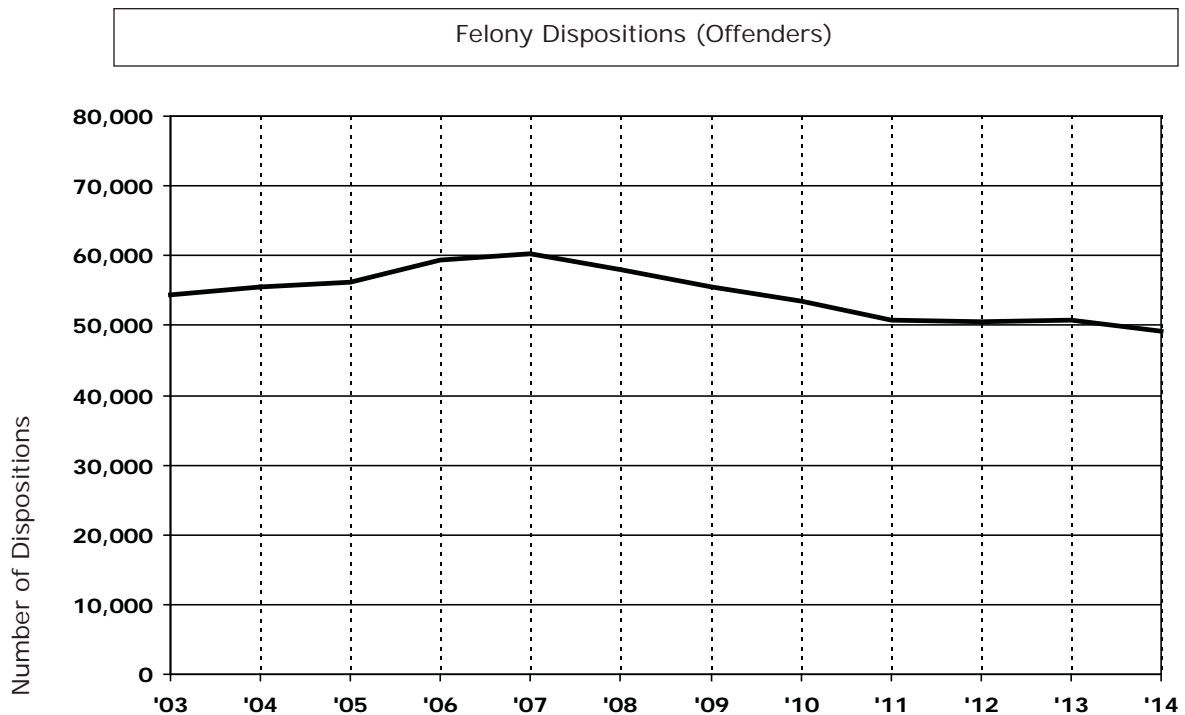


# A Statewide Prison Commitment Rates

Calendar Years 2003 - 2014

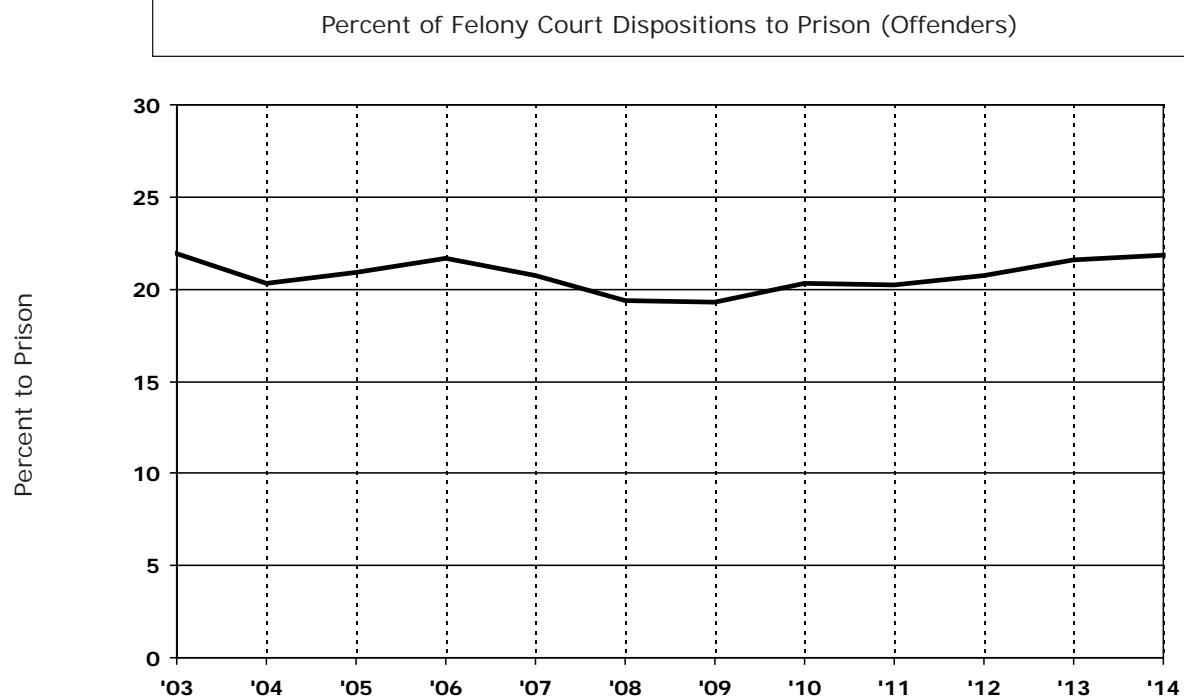
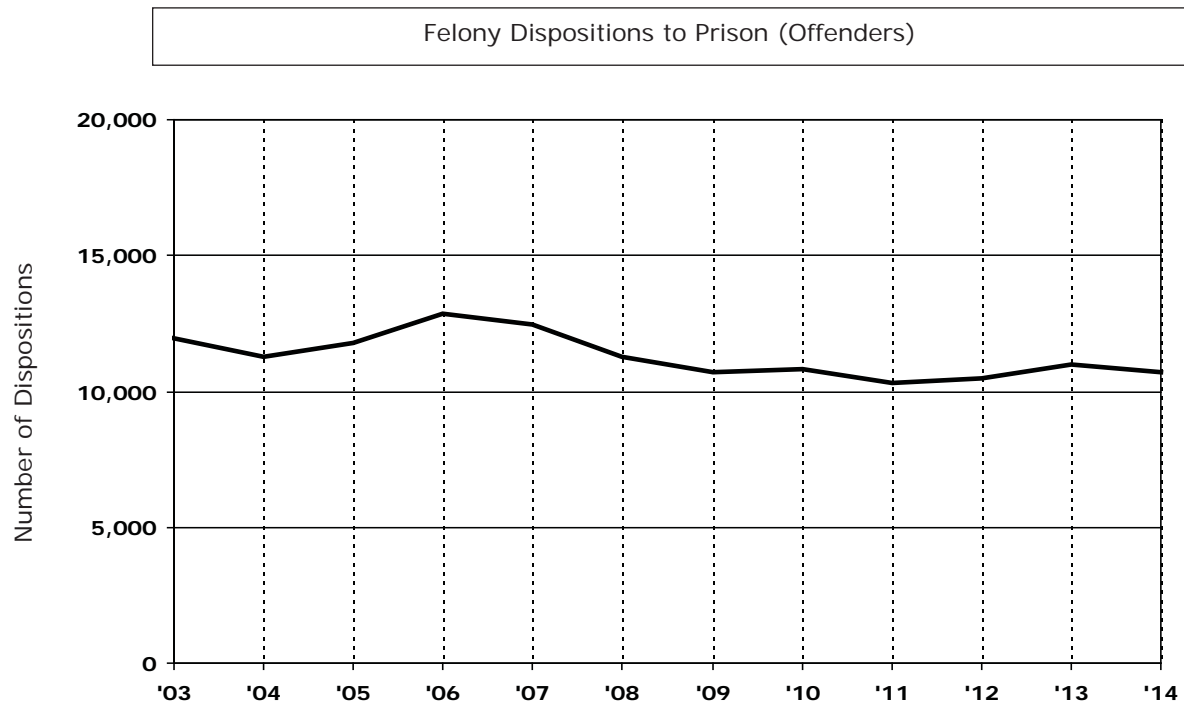
Page 1 of 2

Year	Felony Dispositions (Offenders)	Felony Dispositions to Prison	Percent of Felony Dispositions to Prison
2003	54,482	11,934	21.9
2004	55,545	11,260	20.3
2005	56,155	11,761	20.9
2006	59,357	12,859	21.7
2007	60,177	12,480	20.7
2008	58,113	11,292	19.4
2009	55,592	10,702	19.3
2010	53,422	10,831	20.3
2011	50,862	10,287	20.2
2012	50,641	10,476	20.7
2013	50,817	10,969	21.6
2014	49,201	10,732	21.8



# A Statewide Prison Commitment Rates

Calendar Years 2003 - 2014  
Page 2 of 2



# A1 2014 Criminal Court Dispositions (Offenders) by FOA Region and County — All Offenses

Page 1 of 2

	Total	Prison <sup>1</sup>	Jail	Jail/ Probation <sup>2</sup>	Probation <sup>2</sup>	Other <sup>3</sup>	Percents				
							Prison <sup>1</sup>	Jail	Jail/ Probation <sup>2</sup>	Probation <sup>2</sup>	Other <sup>3</sup>
<b>STATE TOTALS</b>	<b>49,201</b>	<b>10,732</b>	<b>9,975</b>	<b>17,779</b>	<b>10,291</b>	<b>424</b>	<b>21.8</b>	<b>20.3</b>	<b>36.1</b>	<b>20.9</b>	<b>.9</b>
<b>OUTSTATE TERRITORY TOTALS</b>	<b>25,843</b>	<b>5,640</b>	<b>6,111</b>	<b>10,590</b>	<b>3,178</b>	<b>324</b>	<b>21.8</b>	<b>23.6</b>	<b>41.0</b>	<b>12.3</b>	<b>1.3</b>
<b>FOA REGION 1 TOTALS</b>	<b>1,088</b>	<b>284</b>	<b>272</b>	<b>455</b>	<b>74</b>	<b>3</b>	<b>26.1</b>	<b>25.0</b>	<b>41.8</b>	<b>6.8</b>	<b>.3</b>
02 Alger	40	13	4	21	1	1	32.5	10.0	52.5	2.5	2.5
07 Baraga	34	19	9	5		1	55.9	26.5	14.7		2.9
17 Chippewa	250	104	79	62	5		41.6	31.6	24.8	2.0	
21 Delta	141	22	58	56	5		15.6	41.1	39.7	3.5	
22 Dickinson	93	20	11	56	6		21.5	11.8	60.2	6.5	
27 Gogebic	52	11	8	28	5		21.2	15.4	53.8	9.6	
31 Houghton	43	10	14	19			23.3	32.6	44.2		
36 Iron	59	8	4	46	1		13.6	6.8	78.0	1.7	
42 Keweenaw	3		2	1				66.7	33.3		
48 Luce	35	12	7	11	5		34.3	20.0	31.4	14.3	
49 Mackinac	59	5	18	19	17		8.5	30.5	32.2	28.8	
52 Marquette	174	47	29	76	22		27.0	16.7	43.7	12.6	
55 Menominee	71	6	20	38	6	1	8.5	28.2	53.5	8.5	1.4
66 Ontonagon	5	1	3		1		20.0	60.0		20.0	
77 Schoolcraft	29	6	6	17			20.7	20.7	58.6		
<b>FOA REGION 2 TOTALS</b>	<b>1,033</b>	<b>353</b>	<b>137</b>	<b>482</b>	<b>56</b>	<b>5</b>	<b>34.2</b>	<b>13.3</b>	<b>46.7</b>	<b>5.4</b>	<b>.5</b>
05 Antrim	47	20	3	24			42.6	6.4	51.1		
10 Benzie	59	24	1	25	9		40.7	1.7	42.4	15.3	
15 Charlevoix	76	24	34	16	1	1	31.6	44.7	21.1	1.3	1.3
24 Emmet	162	50	16	91	5		30.9	9.9	56.2	3.1	
28 Grand Traverse	224	104	18	99	3		46.4	8.0	44.2	1.3	
40 Kalkaska	97	18	29	36	10	4	18.6	29.9	37.1	10.3	4.1
45 Leelanau	31	10	5	15	1		32.3	16.1	48.4	3.2	
51 Manistee	107	41		45	21		38.3		42.1	19.6	
57 Missaukee	66	22	3	36	5		33.3	4.5	54.5	7.6	
83 Wexford	164	40	28	95	1		24.4	17.1	57.9	.6	
<b>FOA REGION 3 TOTALS</b>	<b>1,319</b>	<b>255</b>	<b>287</b>	<b>645</b>	<b>117</b>	<b>15</b>	<b>19.3</b>	<b>21.8</b>	<b>48.9</b>	<b>8.9</b>	<b>1.1</b>
01 Alcona	63	13	13	31	6		20.6	20.6	49.2	9.5	
04 Alpena	154	32	44	74	2	2	20.8	28.6	48.1	1.3	1.3
16 Cheboygan	161	28	31	91	11		17.4	19.3	56.5	6.8	
20 Crawford	138	28	29	54	20	7	20.3	21.0	39.1	14.5	5.1
35 Iosco	149	31	30	83	5		20.8	20.1	55.7	3.4	
60 Montmorency	35	4	9	20	2		11.4	25.7	57.1	5.7	
65 Ogemaw	174	35	42	81	12	4	20.1	24.1	46.6	6.9	2.3
68 Oscoda	61	9	17	35			14.8	27.9	57.4		
69 Otsego	137	28	36	56	16	1	20.4	26.3	40.9	11.7	.7
71 Presque Isle	47	8	14	18	6	1	17.0	29.8	38.3	12.8	2.1
72 Roscommon	200	39	22	102	37		19.5	11.0	51.0	18.5	
<b>FOA REGION 4 TOTALS</b>	<b>7,762</b>	<b>1,821</b>	<b>1,744</b>	<b>3,067</b>	<b>984</b>	<b>146</b>	<b>23.5</b>	<b>22.5</b>	<b>39.5</b>	<b>12.7</b>	<b>1.9</b>
03 Allegan	442	81	94	255	11	1	18.3	21.3	57.7	2.5	.2
08 Barry	322	81	30	154	6	51	25.2	9.3	47.8	1.9	15.8
34 Ionia	367	135	56	168	3	5	36.8	15.3	45.8	.8	1.4
41 Kent	3,211	876	907	614	769	45	27.3	28.2	19.1	23.9	1.4
43 Lake	54	13	11	29	1		24.1	20.4	53.7	1.9	
53 Mason	113	31	1	81			27.4	.9	71.7		
54 Mecosta	309	54	34	211	4	6	17.5	11.0	68.3	1.3	1.9
59 Montcalm	207	70	30	104	2	1	33.8	14.5	50.2	1.0	.5
61 Muskegon	1,366	297	268	778	22	1	21.7	19.6	57.0	1.6	.1
62 Newaygo	310	61	42	175	27	5	19.7	13.5	56.5	8.7	1.6
64 Oceana	119	12	35	69	3		10.1	29.4	58.0	2.5	
67 Osceola	98	26	12	58		2	26.5	12.2	59.2		2.0
70 Ottawa	844	84	224	371	136	29	10.0	26.5	44.0	16.1	3.4

# A1 2014 Criminal Court Dispositions (Offenders) by FOA Region and County — All Offenses

Page 2 of 2

	Total	Prison <sup>1</sup>	Jail	Jail/ Probation <sup>2</sup>	Probation <sup>2</sup>	Other <sup>3</sup>	Percents				
							Prison <sup>1</sup>	Jail	Jail/ Probation <sup>2</sup>	Probation <sup>2</sup>	Other <sup>3</sup>
<b>STATE TOTALS</b>	<b>49,201</b>	<b>10,732</b>	<b>9,975</b>	<b>17,779</b>	<b>10,291</b>	<b>424</b>	<b>21.8</b>	<b>20.3</b>	<b>36.1</b>	<b>20.9</b>	<b>.9</b>
(Cont'd.)											
<b>OUTSTATE TERRITORY TOTALS</b>	<b>25,843</b>	<b>5,640</b>	<b>6,111</b>	<b>10,590</b>	<b>3,178</b>	<b>324</b>	<b>21.8</b>	<b>23.6</b>	<b>41.0</b>	<b>12.3</b>	<b>1.3</b>
<b>FOA REGION 5 TOTALS</b>	<b>3,385</b>	<b>717</b>	<b>486</b>	<b>1,472</b>	<b>683</b>	<b>27</b>	<b>21.2</b>	<b>14.4</b>	<b>43.5</b>	<b>20.2</b>	<b>.8</b>
06 Arenac	58	11	18	17	10	2	19.0	31.0	29.3	17.2	3.4
09 Bay	580	122	107	255	96		21.0	18.4	44.0	16.6	
18 Clare	187	39	6	87	54	1	20.9	3.2	46.5	28.9	.5
26 Gladwin	128	19	12	73	23	1	14.8	9.4	57.0	18.0	.8
29 Gratiot	217	63	22	132			29.0	10.1	60.8		
37 Isabella	638	79	114	439	2	4	12.4	17.9	68.8	.3	.6
56 Midland	297	48	22	152	71	4	16.2	7.4	51.2	23.9	1.3
73 Saginaw	1,280	336	185	317	427	15	26.3	14.5	24.8	33.4	1.2
<b>FOA REGION 6 TOTALS</b>	<b>4,178</b>	<b>813</b>	<b>987</b>	<b>1,837</b>	<b>507</b>	<b>34</b>	<b>19.5</b>	<b>23.6</b>	<b>44.0</b>	<b>12.1</b>	<b>.8</b>
25 Genesee	2,054	426	408	879	327	14	20.7	19.9	42.8	15.9	.7
32 Huron	102	13	22	62	4	1	12.7	21.6	60.8	3.9	1.0
44 Lapeer	379	52	90	228	8	1	13.7	23.7	60.2	2.1	.3
74 St. Clair	908	163	327	343	69	6	18.0	36.0	37.8	7.6	.7
76 Sanilac	125	13	49	60	3		10.4	39.2	48.0	2.4	
78 Shiawassee	258	81	33	125	18	1	31.4	12.8	48.4	7.0	.4
79 Tuscola	352	65	58	140	78	11	18.5	16.5	39.8	22.2	3.1
<b>FOA REGION 7 TOTALS</b>	<b>1,768</b>	<b>443</b>	<b>326</b>	<b>954</b>	<b>35</b>	<b>10</b>	<b>25.1</b>	<b>18.4</b>	<b>54.0</b>	<b>2.0</b>	<b>.6</b>
19 Clinton	152	51	10	88	2	1	33.6	6.6	57.9	1.3	.7
23 Eaton	424	124	18	274	6	2	29.2	4.2	64.6	1.4	.5
33 Ingham	1,192	268	298	592	27	7	22.5	25.0	49.7	2.3	.6
<b>FOA REGION 8 TOTALS</b>	<b>5,310</b>	<b>954</b>	<b>1,872</b>	<b>1,678</b>	<b>722</b>	<b>84</b>	<b>18.0</b>	<b>35.3</b>	<b>31.6</b>	<b>13.6</b>	<b>1.6</b>
11 Berrien	1,271	265	416	518	49	23	20.8	32.7	40.8	3.9	1.8
12 Branch	276	83	39	154			30.1	14.1	55.8		
13 Calhoun	833	123	333	107	256	14	14.8	40.0	12.8	30.7	1.7
14 Cass	340	55	112	170	2	1	16.2	32.9	50.0	.6	.3
39 Kalamazoo	1,797	307	663	405	382	40	17.1	36.9	22.5	21.3	2.2
75 St. Joseph	385	56	147	176	6		14.5	38.2	45.7	1.6	
80 Van Buren	408	65	162	148	27	6	15.9	39.7	36.3	6.6	1.5
<b>METROPOLITAN TERRITORY TOTALS</b>	<b>23,358</b>	<b>5,092</b>	<b>3,864</b>	<b>7,189</b>	<b>7,113</b>	<b>100</b>	<b>21.8</b>	<b>16.5</b>	<b>30.8</b>	<b>30.5</b>	<b>.4</b>
<b>FOA REGION 9 TOTALS</b>	<b>3,767</b>	<b>994</b>	<b>635</b>	<b>1,645</b>	<b>478</b>	<b>15</b>	<b>26.4</b>	<b>16.9</b>	<b>43.7</b>	<b>12.7</b>	<b>.4</b>
30 Hillsdale	113	45	7	60	1		39.8	6.2	53.1	.9	
38 Jackson	836	225	161	406	42	2	26.9	19.3	48.6	5.0	.2
46 Lenawee	271	96	26	120	27	2	35.4	9.6	44.3	10.0	.7
47 Livingston	762	193	145	357	61	6	25.3	19.0	46.9	8.0	.8
58 Monroe	631	157	87	379	8		24.9	13.8	60.1	1.3	
81 Washtenaw	1,154	278	209	323	339	5	24.1	18.1	28.0	29.4	.4
<b>FOA REGION 10 TOTALS</b>	<b>19,591</b>	<b>4,098</b>	<b>3,229</b>	<b>5,544</b>	<b>6,635</b>	<b>85</b>	<b>20.9</b>	<b>16.5</b>	<b>28.3</b>	<b>33.9</b>	<b>.4</b>
50 Macomb	4,293	710	918	1,469	1,136	60	16.5	21.4	34.2	26.5	1.4
63 Oakland	5,195	1,059	1,424	2,384	313	15	20.4	27.4	45.9	6.0	.3
82 Wayne	10,103	2,329	887	1,691	5,186	10	23.1	8.8	16.7	51.3	.1

<sup>1</sup> Includes HYTA Prison.

<sup>2</sup> Includes Delayed and Suspended Sentences, HYTA Probation, and SAI Probation.

<sup>3</sup> Includes Restitution, Fines, Costs, Community Service and DHS sentences.

Source: OMNI Court Disposition Extracts

# A1a 2014 Criminal Court Dispositions (Offenders) by FOA Region and County — Non-Assaultive Offenses

Page 1 of 2

	Total	Prison <sup>1</sup>	Jail	Jail/ Probation <sup>2</sup>	Proba- tion <sup>2</sup>	Other <sup>3</sup>	Percents				
							Prison <sup>1</sup>	Jail	Jail/ Probation <sup>2</sup>	Proba- tion <sup>2</sup>	Other <sup>3</sup>
<b>STATE TOTALS</b>	<b>23,947</b>	<b>4,790</b>	<b>5,005</b>	<b>8,853</b>	<b>5,088</b>	<b>211</b>	<b>20.0</b>	<b>20.9</b>	<b>37.0</b>	<b>21.2</b>	<b>.9</b>
<b>OUTSTATE TERRITORY TOTALS</b>	<b>12,329</b>	<b>2,398</b>	<b>3,047</b>	<b>5,192</b>	<b>1,538</b>	<b>154</b>	<b>19.5</b>	<b>24.7</b>	<b>42.1</b>	<b>12.5</b>	<b>1.2</b>
<b>FOA REGION 1 TOTALS</b>	<b>529</b>	<b>140</b>	<b>120</b>	<b>218</b>	<b>51</b>		<b>26.5</b>	<b>22.7</b>	<b>41.2</b>	<b>9.6</b>	
02 Alger	22	6	1	14	1		27.3	4.5	63.6	4.5	
07 Baraga	17	12	2	3			70.6	11.8	17.6		
17 Chippewa	113	53	33	25	2		46.9	29.2	22.1	1.8	
21 Delta	58	10	20	23	5		17.2	34.5	39.7	8.6	
22 Dickinson	55	12	6	32	5		21.8	10.9	58.2	9.1	
27 Gogebic	22	3	7	9	3		13.6	31.8	40.9	13.6	
31 Houghton	26	5	11	10			19.2	42.3	38.5		
36 Iron	34	6	2	25	1		17.6	5.9	73.5	2.9	
42 Keweenaw	2		1	1				50.0	50.0		
48 Luce	14	3	2	6	3		21.4	14.3	42.9	21.4	
49 Mackinac	27	2	7	10	8		7.4	25.9	37.0	29.6	
52 Marquette	91	27	13	35	16		29.7	14.3	38.5	17.6	
55 Menominee	34		10	18	6			29.4	52.9	17.6	
66 Ontonagon	3		2		1			66.7		33.3	
77 Schoolcraft	11	1	3	7			9.1	27.3	63.6		
<b>FOA REGION 2 TOTALS</b>	<b>480</b>	<b>153</b>	<b>67</b>	<b>229</b>	<b>29</b>	<b>2</b>	<b>31.9</b>	<b>14.0</b>	<b>47.7</b>	<b>6.0</b>	<b>.4</b>
05 Antrim	27	11	1	15			40.7	3.7	55.6		
10 Benzie	31	10	1	13	7		32.3	3.2	41.9	22.6	
15 Charlevoix	21	7	8	6			33.3	38.1	28.6		
24 Emmet	67	17	12	33	5		25.4	17.9	49.3	7.5	
28 Grand Traverse	122	41	12	66	3		33.6	9.8	54.1	2.5	
40 Kalkaska	44	7	18	14	3	2	15.9	40.9	31.8	6.8	4.5
45 Leelanau	17	5	3	9			29.4	17.6	52.9		
51 Manistee	54	26		20	8		48.1		37.0	14.8	
57 Missaukee	32	12		17	3		37.5		53.1	9.4	
83 Wexford	65	17	12	36			26.2	18.5	55.4		
<b>FOA REGION 3 TOTALS</b>	<b>610</b>	<b>97</b>	<b>147</b>	<b>289</b>	<b>70</b>	<b>7</b>	<b>15.9</b>	<b>24.1</b>	<b>47.4</b>	<b>11.5</b>	<b>1.1</b>
01 Alcona	28	8	4	13	3		28.6	14.3	46.4	10.7	
04 Alpena	59	8	21	28	1	1	13.6	35.6	47.5	1.7	1.7
16 Cheboygan	84	11	18	47	8		13.1	21.4	56.0	9.5	
20 Crawford	58	10	18	13	13	4	17.2	31.0	22.4	22.4	6.9
35 Iosco	77	9	18	47	3		11.7	23.4	61.0	3.9	
60 Montmorency	13	2	4	6	1		15.4	30.8	46.2	7.7	
65 Ogemaw	87	16	21	44	4	2	18.4	24.1	50.6	4.6	2.3
68 Oscoda	17	3	5	9			17.6	29.4	52.9		
69 Otsego	48	9	16	15	8		18.8	33.3	31.3	16.7	
71 Presque Isle	29	4	9	11	5		13.8	31.0	37.9	17.2	
72 Roscommon	110	17	13	56	24		15.5	11.8	50.9	21.8	
<b>FOA REGION 4 TOTALS</b>	<b>3,879</b>	<b>802</b>	<b>902</b>	<b>1,586</b>	<b>513</b>	<b>76</b>	<b>20.7</b>	<b>23.3</b>	<b>40.9</b>	<b>13.2</b>	<b>2.0</b>
03 Allegan	145	9	45	89	2		6.2	31.0	61.4	1.4	
08 Barry	128	27	13	68	4	16	21.1	10.2	53.1	3.1	12.5
34 Ionia	177	69	32	72	2	2	39.0	18.1	40.7	1.1	1.1
41 Kent	1,643	413	436	352	411	31	25.1	26.5	21.4	25.0	1.9
43 Lake	27	5	6	16			18.5	22.2	59.3		
53 Mason	62	12		50			19.4		80.6		
54 Mecosta	148	22	22	98	2	4	14.9	14.9	66.2	1.4	2.7
59 Montcalm	93	27	21	43	1	1	29.0	22.6	46.2	1.1	1.1
61 Muskegon	657	146	139	362	10		22.2	21.2	55.1	1.5	
62 Newaygo	171	21	27	103	16	4	12.3	15.8	60.2	9.4	2.3
64 Oceana	52	4	14	34			7.7	26.9	65.4		
67 Osceola	51	7	7	36		1	13.7	13.7	70.6		2.0
70 Ottawa	525	40	140	263	65	17	7.6	26.7	50.1	12.4	3.2

# A1a 2014 Criminal Court Dispositions (Offenders) by FOA Region and County — Non-Assaultive Offenses

Page 2 of 2

	Total	Prison <sup>1</sup>	Jail	Jail/ Probation <sup>2</sup>	Probation <sup>2</sup>	Other <sup>3</sup>	Percents				
							Prison <sup>1</sup>	Jail	Jail/ Probation <sup>2</sup>	Probation <sup>2</sup>	Other <sup>3</sup>
<b>STATE TOTALS</b>	<b>23,947</b>	<b>4,790</b>	<b>5,005</b>	<b>8,853</b>	<b>5,088</b>	<b>211</b>	<b>20.0</b>	<b>20.9</b>	<b>37.0</b>	<b>21.2</b>	<b>.9</b>
(Cont'd.)											
<b>OUTSTATE TERRITORY TOTALS</b>	<b>12,329</b>	<b>2,398</b>	<b>3,047</b>	<b>5,192</b>	<b>1,538</b>	<b>154</b>	<b>19.5</b>	<b>24.7</b>	<b>42.1</b>	<b>12.5</b>	<b>1.2</b>
<b>FOA REGION 5 TOTALS</b>	<b>1,688</b>	<b>331</b>	<b>256</b>	<b>756</b>	<b>332</b>	<b>13</b>	<b>19.6</b>	<b>15.2</b>	<b>44.8</b>	<b>19.7</b>	<b>.8</b>
06 Arenac	31	5	14	8	3	1	16.1	45.2	25.8	9.7	3.2
09 Bay	313	57	60	142	54		18.2	19.2	45.4	17.3	
18 Clare	103	17	5	48	33		16.5	4.9	46.6	32.0	
26 Gladwin	76	10	5	49	12		13.2	6.6	64.5	15.8	
29 Gratiot	102	36	14	52			35.3	13.7	51.0		
37 Isabella	313	35	61	211	2	4	11.2	19.5	67.4	.6	1.3
56 Midland	157	22	12	86	36	1	14.0	7.6	54.8	22.9	.6
73 Saginaw	593	149	85	160	192	7	25.1	14.3	27.0	32.4	1.2
<b>FOA REGION 6 TOTALS</b>	<b>2,032</b>	<b>338</b>	<b>507</b>	<b>937</b>	<b>237</b>	<b>13</b>	<b>16.6</b>	<b>25.0</b>	<b>46.1</b>	<b>11.7</b>	<b>.6</b>
25 Genesee	930	163	204	402	158	3	17.5	21.9	43.2	17.0	.3
32 Huron	53	5	11	35	1	1	9.4	20.8	66.0	1.9	1.9
44 Lapeer	222	27	62	130	2	1	12.2	27.9	58.6	.9	.5
74 St. Clair	431	56	149	197	26	3	13.0	34.6	45.7	6.0	.7
76 Sanilac	76	8	34	32	2		10.5	44.7	42.1	2.6	
78 Shiawassee	134	43	17	66	8		32.1	12.7	49.3	6.0	
79 Tuscola	186	36	30	75	40	5	19.4	16.1	40.3	21.5	2.7
<b>FOA REGION 7 TOTALS</b>	<b>881</b>	<b>204</b>	<b>184</b>	<b>470</b>	<b>17</b>	<b>6</b>	<b>23.2</b>	<b>20.9</b>	<b>53.3</b>	<b>1.9</b>	<b>.7</b>
19 Clinton	84	26	5	51	2		31.0	6.0	60.7	2.4	
23 Eaton	235	68	13	151	2	1	28.9	5.5	64.3	.9	.4
33 Ingham	562	110	166	268	13	5	19.6	29.5	47.7	2.3	.9
<b>FOA REGION 8 TOTALS</b>	<b>2,230</b>	<b>333</b>	<b>864</b>	<b>707</b>	<b>289</b>	<b>37</b>	<b>14.9</b>	<b>38.7</b>	<b>31.7</b>	<b>13.0</b>	<b>1.7</b>
11 Berrien	612	113	201	266	25	7	18.5	32.8	43.5	4.1	1.1
12 Branch	113	33	22	58			29.2	19.5	51.3		
13 Calhoun	357	52	140	57	104	4	14.6	39.2	16.0	29.1	1.1
14 Cass	122	16	48	57	1		13.1	39.3	46.7	.8	
39 Kalamazoo	740	88	313	167	149	23	11.9	42.3	22.6	20.1	3.1
75 St. Joseph	136	15	73	48			11.0	53.7	35.3		
80 Van Buren	150	16	67	54	10	3	10.7	44.7	36.0	6.7	2.0
<b>METROPOLITAN TERRITORY TOTALS</b>	<b>11,618</b>	<b>2,392</b>	<b>1,958</b>	<b>3,661</b>	<b>3,550</b>	<b>57</b>	<b>20.6</b>	<b>16.9</b>	<b>31.5</b>	<b>30.6</b>	<b>.5</b>
<b>FOA REGION 9 TOTALS</b>	<b>1,975</b>	<b>495</b>	<b>325</b>	<b>881</b>	<b>272</b>	<b>2</b>	<b>25.1</b>	<b>16.5</b>	<b>44.6</b>	<b>13.8</b>	<b>.1</b>
30 Hillsdale	60	21	4	35			35.0	6.7	58.3		
38 Jackson	467	119	79	232	35	2	25.5	16.9	49.7	7.5	.4
46 Lenawee	101	39	3	47	12		38.6	3.0	46.5	11.9	
47 Livingston	390	108	77	175	30		27.7	19.7	44.9	7.7	
58 Monroe	342	70	49	217	6		20.5	14.3	63.5	1.8	
81 Washtenaw	615	138	113	175	189		22.4	18.4	28.5	30.7	
<b>FOA REGION 10 TOTALS</b>	<b>9,643</b>	<b>1,897</b>	<b>1,633</b>	<b>2,780</b>	<b>3,278</b>	<b>55</b>	<b>19.7</b>	<b>16.9</b>	<b>28.8</b>	<b>34.0</b>	<b>.6</b>
50 Macomb	1,680	318	370	588	365	39	18.9	22.0	35.0	21.7	2.3
63 Oakland	2,857	533	810	1,332	173	9	18.7	28.4	46.6	6.1	.3
82 Wayne	5,106	1,046	453	860	2,740	7	20.5	8.9	16.8	53.7	.1

<sup>1</sup> Includes HYTA Prison.

<sup>2</sup> Includes Delayed and Suspended Sentences, HYTA Probation, and SAI Probation.

<sup>3</sup> Includes Restitution, Fines, Costs, Community Service and DHS sentences.

Source: OMNI Court Disposition Extracts

# A1b 2014 Criminal Court Dispositions (Offenders) by FOA Region and County — Drug Offenses

Page 1 of 2

	Total	Prison <sup>1</sup>	Jail	Jail/ Probation <sup>2</sup>	Proba- tion <sup>2</sup>	Other <sup>3</sup>	Percents				
							Prison <sup>1</sup>	Jail	Jail/ Probation <sup>2</sup>	Proba- tion <sup>2</sup>	Other <sup>3</sup>
<b>STATE TOTALS</b>	<b>13,609</b>	<b>1,528</b>	<b>3,151</b>	<b>5,410</b>	<b>3,385</b>	<b>135</b>	<b>11.2</b>	<b>23.2</b>	<b>39.8</b>	<b>24.9</b>	<b>1.0</b>
<b>OUTSTATE TERRITORY TOTALS</b>	<b>7,305</b>	<b>978</b>	<b>1,885</b>	<b>3,266</b>	<b>1,068</b>	<b>108</b>	<b>13.4</b>	<b>25.8</b>	<b>44.7</b>	<b>14.6</b>	<b>1.5</b>
<b>FOA REGION 1 TOTALS</b>	<b>344</b>	<b>57</b>	<b>119</b>	<b>151</b>	<b>15</b>	<b>2</b>	<b>16.6</b>	<b>34.6</b>	<b>43.9</b>	<b>4.4</b>	<b>.6</b>
02 Alger	13	4	2	7			30.8	15.4	53.8		
07 Baraga	10	1	7	1		1	10.0	70.0	10.0		10.0
17 Chippewa	98	22	41	32	3		22.4	41.8	32.7	3.1	
21 Delta	55	4	29	22			7.3	52.7	40.0		
22 Dickinson	22	4	5	12	1		18.2	22.7	54.5	4.5	
27 Gogebic	18	4		12	2		22.2		66.7	11.1	
31 Houghton	4		2	2				50.0	50.0		
36 Iron	11			11					100.0		
42 Keweenaw	1		1					100.0			
48 Luce	15	5	4	4	2		33.3	26.7	26.7	13.3	
49 Mackinac	18	1	6	7	4		5.6	33.3	38.9	22.2	
52 Marquette	43	8	10	22	3		18.6	23.3	51.2	7.0	
55 Menominee	25	1	9	14		1	4.0	36.0	56.0		4.0
66 Ontonagon	1		1					100.0			
77 Schoolcraft	10	3	2	5			30.0	20.0	50.0		
<b>FOA REGION 2 TOTALS</b>	<b>314</b>	<b>70</b>	<b>50</b>	<b>173</b>	<b>18</b>	<b>3</b>	<b>22.3</b>	<b>15.9</b>	<b>55.1</b>	<b>5.7</b>	<b>1.0</b>
05 Antrim	9	1	1	7			11.1	11.1	77.8		
10 Benzie	13	5		7	1		38.5		53.8	7.7	
15 Charlevoix	31	3	19	7	1	1	9.7	61.3	22.6	3.2	3.2
24 Emmet	60	11	3	46			18.3	5.0	76.7		
28 Grand Traverse	51	28	3	20			54.9	5.9	39.2		
40 Kalkaska	33	3	8	14	6	2	9.1	24.2	42.4	18.2	6.1
45 Leelanau	3	1		1	1		33.3		33.3	33.3	
51 Manistee	33	6		18	9		18.2		54.5	27.3	
57 Missaukee	15	2	2	11			13.3	13.3	73.3		
83 Wexford	66	10	14	42			15.2	21.2	63.6		
<b>FOA REGION 3 TOTALS</b>	<b>446</b>	<b>74</b>	<b>94</b>	<b>241</b>	<b>31</b>	<b>6</b>	<b>16.6</b>	<b>21.1</b>	<b>54.0</b>	<b>7.0</b>	<b>1.3</b>
01 Alcona	14	1	5	6	2		7.1	35.7	42.9	14.3	
04 Alpena	53	12	13	27	1		22.6	24.5	50.9	1.9	
16 Cheboygan	56	10	8	37	1		17.9	14.3	66.1	1.8	
20 Crawford	52	8	9	26	6	3	15.4	17.3	50.0	11.5	5.8
35 Iosco	43	10	9	23	1		23.3	20.9	53.5	2.3	
60 Montmorency	12		4	7	1			33.3	58.3	8.3	
65 Ogemaw	59	8	14	28	7	2	13.6	23.7	47.5	11.9	3.4
68 Oscoda	32	4	10	18			12.5	31.3	56.3		
69 Otsego	61	11	12	32	5	1	18.0	19.7	52.5	8.2	1.6
71 Presque Isle	9	1	4	3	1		11.1	44.4	33.3	11.1	
72 Roscommon	55	9	6	34	6		16.4	10.9	61.8	10.9	
<b>FOA REGION 4 TOTALS</b>	<b>1,928</b>	<b>272</b>	<b>506</b>	<b>839</b>	<b>276</b>	<b>35</b>	<b>14.1</b>	<b>26.2</b>	<b>43.5</b>	<b>14.3</b>	<b>1.8</b>
03 Allegan	179	30	28	113	8		16.8	15.6	63.1	4.5	
08 Barry	95	18	12	49	1	15	18.9	12.6	51.6	1.1	15.8
34 Ionia	101	20	16	61	1	3	19.8	15.8	60.4	1.0	3.0
41 Kent	708	113	289	111	190	5	16.0	40.8	15.7	26.8	.7
43 Lake	11	2	1	7	1		18.2	9.1	63.6	9.1	
53 Mason	23	5	1	17			21.7	4.3	73.9		
54 Mecosta	87	10	6	68	2	1	11.5	6.9	78.2	2.3	1.1
59 Montcalm	49	15	6	27	1		30.6	12.2	55.1	2.0	
61 Muskegon	356	38	70	240	8		10.7	19.7	67.4	2.2	
62 Newaygo	70	9	10	41	9	1	12.9	14.3	58.6	12.9	1.4
64 Oceana	47	3	17	24	3		6.4	36.2	51.1	6.4	
67 Osceola	25	4	3	18			16.0	12.0	72.0		
70 Ottawa	177	5	47	63	52	10	2.8	26.6	35.6	29.4	5.6

# A1b 2014 Criminal Court Dispositions (Offenders) by FOA Region and County — Drug Offenses

Page 2 of 2

	Total	Prison <sup>1</sup>	Jail	Jail/ Probation <sup>2</sup>	Probation <sup>2</sup>	Other <sup>3</sup>	Percents				
							Prison <sup>1</sup>	Jail	Jail/ Probation <sup>2</sup>	Probation <sup>2</sup>	Other <sup>3</sup>
<b>STATE TOTALS</b>	<b>13,609</b>	<b>1,528</b>	<b>3,151</b>	<b>5,410</b>	<b>3,385</b>	<b>135</b>	<b>11.2</b>	<b>23.2</b>	<b>39.8</b>	<b>24.9</b>	<b>1.0</b>
(Cont'd.)											
<b>OUTSTATE TERRITORY TOTALS</b>	<b>7,305</b>	<b>978</b>	<b>1,885</b>	<b>3,266</b>	<b>1,068</b>	<b>108</b>	<b>13.4</b>	<b>25.8</b>	<b>44.7</b>	<b>14.6</b>	<b>1.5</b>
<b>FOA REGION 5 TOTALS</b>	<b>879</b>	<b>98</b>	<b>139</b>	<b>388</b>	<b>243</b>	<b>11</b>	<b>11.1</b>	<b>15.8</b>	<b>44.1</b>	<b>27.6</b>	<b>1.3</b>
06 Arenac	17	2	2	5	7	1	11.8	11.8	29.4	41.2	5.9
09 Bay	124	12	28	55	29		9.7	22.6	44.4	23.4	
18 Clare	42	6	1	20	14	1	14.3	2.4	47.6	33.3	2.4
26 Gladwin	25	3	6	8	8		12.0	24.0	32.0	32.0	
29 Gratiot	84	14	8	62			16.7	9.5	73.8		
37 Isabella	200	18	41	141			9.0	20.5	70.5		
56 Midland	74	10	5	32	24	3	13.5	6.8	43.2	32.4	4.1
73 Saginaw	313	33	48	65	161	6	10.5	15.3	20.8	51.4	1.9
<b>FOA REGION 6 TOTALS</b>	<b>1,194</b>	<b>121</b>	<b>301</b>	<b>569</b>	<b>191</b>	<b>12</b>	<b>10.1</b>	<b>25.2</b>	<b>47.7</b>	<b>16.0</b>	<b>1.0</b>
25 Genesee	624	53	125	323	118	5	8.5	20.0	51.8	18.9	.8
32 Huron	31	4	10	15	2		12.9	32.3	48.4	6.5	
44 Lapeer	76		13	58	5			17.1	76.3	6.6	
74 St. Clair	288	38	120	92	36	2	13.2	41.7	31.9	12.5	.7
76 Sanilac	23	4	9	10			17.4	39.1	43.5		
78 Shiawassee	74	17	11	39	7		23.0	14.9	52.7	9.5	
79 Tuscola	78	5	13	32	23	5	6.4	16.7	41.0	29.5	6.4
<b>FOA REGION 7 TOTALS</b>	<b>412</b>	<b>56</b>	<b>64</b>	<b>280</b>	<b>9</b>	<b>3</b>	<b>13.6</b>	<b>15.5</b>	<b>68.0</b>	<b>2.2</b>	<b>.7</b>
19 Clinton	36	7	1	27		1	19.4	2.8	75.0		2.8
23 Eaton	109	23	3	81	1	1	21.1	2.8	74.3	.9	.9
33 Ingham	267	26	60	172	8	1	9.7	22.5	64.4	3.0	.4
<b>FOA REGION 8 TOTALS</b>	<b>1,788</b>	<b>230</b>	<b>612</b>	<b>625</b>	<b>285</b>	<b>36</b>	<b>12.9</b>	<b>34.2</b>	<b>35.0</b>	<b>15.9</b>	<b>2.0</b>
11 Berrien	336	39	130	135	18	14	11.6	38.7	40.2	5.4	4.2
12 Branch	105	30	8	67			28.6	7.6	63.8		
13 Calhoun	234	18	93	29	85	9	7.7	39.7	12.4	36.3	3.8
14 Cass	141	14	40	85	1	1	9.9	28.4	60.3	.7	.7
39 Kalamazoo	670	93	242	163	162	10	13.9	36.1	24.3	24.2	1.5
75 St. Joseph	152	16	43	87	6		10.5	28.3	57.2	3.9	
80 Van Buren	150	20	56	59	13	2	13.3	37.3	39.3	8.7	1.3
<b>METROPOLITAN TERRITORY TOTALS</b>	<b>6,304</b>	<b>550</b>	<b>1,266</b>	<b>2,144</b>	<b>2,317</b>	<b>27</b>	<b>8.7</b>	<b>20.1</b>	<b>34.0</b>	<b>36.8</b>	<b>.4</b>
<b>FOA REGION 9 TOTALS</b>	<b>856</b>	<b>128</b>	<b>165</b>	<b>420</b>	<b>135</b>	<b>8</b>	<b>15.0</b>	<b>19.3</b>	<b>49.1</b>	<b>15.8</b>	<b>.9</b>
30 Hillsdale	34	14	1	19			41.2	2.9	55.9		
38 Jackson	162	29	40	90	3		17.9	24.7	55.6	1.9	
46 Lenawee	77	16	15	33	12	1	20.8	19.5	42.9	15.6	1.3
47 Livingston	177	20	38	87	28	4	11.3	21.5	49.2	15.8	2.3
58 Monroe	157	24	24	109			15.3	15.3	69.4		
81 Washtenaw	249	25	47	82	92	3	10.0	18.9	32.9	36.9	1.2
<b>FOA REGION 10 TOTALS</b>	<b>5,448</b>	<b>422</b>	<b>1,101</b>	<b>1,724</b>	<b>2,182</b>	<b>19</b>	<b>7.7</b>	<b>20.2</b>	<b>31.6</b>	<b>40.1</b>	<b>.3</b>
50 Macomb	1,860	137	413	665	632	13	7.4	22.2	35.8	34.0	.7
63 Oakland	1,195	113	385	620	73	4	9.5	32.2	51.9	6.1	.3
82 Wayne	2,393	172	303	439	1,477	2	7.2	12.7	18.3	61.7	.1

<sup>1</sup> Includes HYTA Prison.

<sup>2</sup> Includes Delayed and Suspended Sentences, HYTA Probation, and SAI Probation.

<sup>3</sup> Includes Restitution, Fines, Costs, Community Service and DHS sentences.

Source: OMNI Court Disposition Extracts



# A1c 2014 Criminal Court Dispositions (Offenders) by FOA Region and County — Assaultive Offenses

Page 1 of 2

	Total	Prison <sup>1</sup>	Jail	Jail/ Probation <sup>2</sup>	Probation <sup>2</sup>	Other <sup>3</sup>	Percents				
							Prison <sup>1</sup>	Jail	Jail/ Probation <sup>2</sup>	Probation <sup>2</sup>	Other <sup>3</sup>
<b>STATE TOTALS</b>	<b>11,645</b>	<b>4,414</b>	<b>1,819</b>	<b>3,516</b>	<b>1,818</b>	<b>78</b>	<b>37.9</b>	<b>15.6</b>	<b>30.2</b>	<b>15.6</b>	<b>.7</b>
<b>OUTSTATE TERRITORY TOTALS</b>	<b>6,209</b>	<b>2,264</b>	<b>1,179</b>	<b>2,132</b>	<b>572</b>	<b>62</b>	<b>36.5</b>	<b>19.0</b>	<b>34.3</b>	<b>9.2</b>	<b>1.0</b>
<b>FOA REGION 1 TOTALS</b>	<b>215</b>	<b>87</b>	<b>33</b>	<b>86</b>	<b>8</b>	<b>1</b>	<b>40.5</b>	<b>15.3</b>	<b>40.0</b>	<b>3.7</b>	<b>.5</b>
02 Alger	5	3	1			1	60.0	20.0			20.0
07 Baraga	7	6		1			85.7		14.3		
17 Chippewa	39	29	5	5			74.4	12.8	12.8		
21 Delta	28	8	9	11			28.6	32.1	39.3		
22 Dickinson	16	4		12			25.0		75.0		
27 Gogebic	12	4	1	7			33.3	8.3	58.3		
31 Houghton	13	5	1	7			38.5	7.7	53.8		
36 Iron	14	2	2	10			14.3	14.3	71.4		
42 Keweenaw	0										
48 Luce	6	4	1	1			66.7	16.7	16.7		
49 Mackinac	14	2	5	2	5		14.3	35.7	14.3	35.7	
52 Marquette	40	12	6	19	3		30.0	15.0	47.5	7.5	
55 Menominee	12	5	1	6			41.7	8.3	50.0		
66 Ontonagon	1	1					100.0				
77 Schoolcraft	8	2	1	5			25.0	12.5	62.5		
<b>FOA REGION 2 TOTALS</b>	<b>239</b>	<b>130</b>	<b>20</b>	<b>80</b>	<b>9</b>		<b>54.4</b>	<b>8.4</b>	<b>33.5</b>	<b>3.8</b>	
05 Antrim	11	8	1	2			72.7	9.1	18.2		
10 Benzie	15	9		5	1		60.0		33.3	6.7	
15 Charlevoix	24	14	7	3			58.3	29.2	12.5		
24 Emmet	35	22	1	12			62.9	2.9	34.3		
28 Grand Traverse	51	35	3	13			68.6	5.9	25.5		
40 Kalkaska	20	8	3	8	1		40.0	15.0	40.0	5.0	
45 Leelanau	11	4	2	5			36.4	18.2	45.5		
51 Manistee	20	9		7	4		45.0		35.0	20.0	
57 Missaukee	19	8	1	8	2		42.1	5.3	42.1	10.5	
83 Wexford	33	13	2	17	1		39.4	6.1	51.5	3.0	
<b>FOA REGION 3 TOTALS</b>	<b>263</b>	<b>84</b>	<b>46</b>	<b>115</b>	<b>16</b>	<b>2</b>	<b>31.9</b>	<b>17.5</b>	<b>43.7</b>	<b>6.1</b>	<b>.8</b>
01 Alcona	21	4	4	12	1		19.0	19.0	57.1	4.8	
04 Alpena	42	12	10	19		1	28.6	23.8	45.2		2.4
16 Cheboygan	21	7	5	7	2		33.3	23.8	33.3	9.5	
20 Crawford	28	10	2	15	1		35.7	7.1	53.6	3.6	
35 Iosco	29	12	3	13	1		41.4	10.3	44.8	3.4	
60 Montmorency	10	2	1	7			20.0	10.0	70.0		
65 Ogemaw	28	11	7	9	1		39.3	25.0	32.1	3.6	
68 Oscoda	12	2	2	8			16.7	16.7	66.7		
69 Otsego	28	8	8	9	3		28.6	28.6	32.1	10.7	
71 Presque Isle	9	3	1	4		1	33.3	11.1	44.4		11.1
72 Roscommon	35	13	3	12	7		37.1	8.6	34.3	20.0	
<b>FOA REGION 4 TOTALS</b>	<b>1,955</b>	<b>747</b>	<b>336</b>	<b>642</b>	<b>195</b>	<b>35</b>	<b>38.2</b>	<b>17.2</b>	<b>32.8</b>	<b>10.0</b>	<b>1.8</b>
03 Allegan	118	42	21	53	1	1	35.6	17.8	44.9	.8	.8
08 Barry	99	36	5	37	1	20	36.4	5.1	37.4	1.0	20.2
34 Ionia	89	46	8	35			51.7	9.0	39.3		
41 Kent	860	350	182	151	168	9	40.7	21.2	17.6	19.5	1.0
43 Lake	16	6	4	6			37.5	25.0	37.5		
53 Mason	28	14		14			50.0		50.0		
54 Mecosta	74	22	6	45		1	29.7	8.1	60.8		1.4
59 Montcalm	65	28	3	34			43.1	4.6	52.3		
61 Muskegon	353	113	59	176	4	1	32.0	16.7	49.9	1.1	.3
62 Newaygo	69	31	5	31	2		44.9	7.2	44.9	2.9	
64 Oceana	20	5	4	11			25.0	20.0	55.0		
67 Osceola	22	15	2	4		1	68.2	9.1	18.2		4.5
70 Ottawa	142	39	37	45	19	2	27.5	26.1	31.7	13.4	1.4

# A1c 2014 Criminal Court Dispositions (Offenders) by FOA Region and County — Assaultive Offenses

Page 2 of 2

	Total	Prison <sup>1</sup>	Jail	Jail/ Probation <sup>2</sup>	Probation <sup>2</sup>	Other <sup>3</sup>	Percents				
							Prison <sup>1</sup>	Jail	Jail/ Probation <sup>2</sup>	Probation <sup>2</sup>	Other <sup>3</sup>
<b>STATE TOTALS</b>	<b>11,645</b>	<b>4,414</b>	<b>1,819</b>	<b>3,516</b>	<b>1,818</b>	<b>78</b>	<b>37.9</b>	<b>15.6</b>	<b>30.2</b>	<b>15.6</b>	<b>.7</b>
(Cont'd.)											
<b>OUTSTATE TERRITORY TOTALS</b>	<b>6,209</b>	<b>2,264</b>	<b>1,179</b>	<b>2,132</b>	<b>572</b>	<b>62</b>	<b>36.5</b>	<b>19.0</b>	<b>34.3</b>	<b>9.2</b>	<b>1.0</b>
<b>FOA REGION 5 TOTALS</b>	<b>818</b>	<b>288</b>	<b>91</b>	<b>328</b>	<b>108</b>	<b>3</b>	<b>35.2</b>	<b>11.1</b>	<b>40.1</b>	<b>13.2</b>	<b>.4</b>
06 Arenac	10	4	2	4			40.0	20.0	40.0		
09 Bay	143	53	19	58	13		37.1	13.3	40.6	9.1	
18 Clare	42	16		19	7		38.1		45.2	16.7	
26 Gladwin	27	6	1	16	3	1	22.2	3.7	59.3	11.1	3.7
29 Gratiot	31	13		18			41.9		58.1		
37 Isabella	125	26	12	87			20.8	9.6	69.6		
56 Midland	66	16	5	34	11		24.2	7.6	51.5	16.7	
73 Saginaw	374	154	52	92	74	2	41.2	13.9	24.6	19.8	.5
<b>FOA REGION 6 TOTALS</b>	<b>952</b>	<b>354</b>	<b>179</b>	<b>331</b>	<b>79</b>	<b>9</b>	<b>37.2</b>	<b>18.8</b>	<b>34.8</b>	<b>8.3</b>	<b>.9</b>
25 Genesee	500	210	79	154	51	6	42.0	15.8	30.8	10.2	1.2
32 Huron	18	4	1	12	1		22.2	5.6	66.7	5.6	
44 Lapeer	81	25	15	40	1		30.9	18.5	49.4	1.2	
74 St. Clair	189	69	58	54	7	1	36.5	30.7	28.6	3.7	.5
76 Sanilac	26	1	6	18	1		3.8	23.1	69.2	3.8	
78 Shiawassee	50	21	5	20	3	1	42.0	10.0	40.0	6.0	2.0
79 Tuscola	88	24	15	33	15	1	27.3	17.0	37.5	17.0	1.1
<b>FOA REGION 7 TOTALS</b>	<b>475</b>	<b>183</b>	<b>78</b>	<b>204</b>	<b>9</b>	<b>1</b>	<b>38.5</b>	<b>16.4</b>	<b>42.9</b>	<b>1.9</b>	<b>.2</b>
19 Clinton	32	18	4	10			56.3	12.5	31.3		
23 Eaton	80	33	2	42	3		41.3	2.5	52.5	3.8	
33 Ingham	363	132	72	152	6	1	36.4	19.8	41.9	1.7	.3
<b>FOA REGION 8 TOTALS</b>	<b>1,292</b>	<b>391</b>	<b>396</b>	<b>346</b>	<b>148</b>	<b>11</b>	<b>30.3</b>	<b>30.7</b>	<b>26.8</b>	<b>11.5</b>	<b>.9</b>
11 Berrien	323	113	85	117	6	2	35.0	26.3	36.2	1.9	.6
12 Branch	58	20	9	29			34.5	15.5	50.0		
13 Calhoun	242	53	100	21	67	1	21.9	41.3	8.7	27.7	.4
14 Cass	77	25	24	28			32.5	31.2	36.4		
39 Kalamazoo	387	126	108	75	71	7	32.6	27.9	19.4	18.3	1.8
75 St. Joseph	97	25	31	41			25.8	32.0	42.3		
80 Van Buren	108	29	39	35	4	1	26.9	36.1	32.4	3.7	.9
<b>METROPOLITAN TERRITORY TOTALS</b>	<b>5,436</b>	<b>2,150</b>	<b>640</b>	<b>1,384</b>	<b>1,246</b>	<b>16</b>	<b>39.6</b>	<b>11.8</b>	<b>25.5</b>	<b>22.9</b>	<b>.3</b>
<b>FOA REGION 9 TOTALS</b>	<b>936</b>	<b>371</b>	<b>145</b>	<b>344</b>	<b>71</b>	<b>5</b>	<b>39.6</b>	<b>15.5</b>	<b>36.8</b>	<b>7.6</b>	<b>.5</b>
30 Hillsdale	19	10	2	6	1		52.6	10.5	31.6	5.3	
38 Jackson	207	77	42	84	4		37.2	20.3	40.6	1.9	
46 Lenawee	93	41	8	40	3	1	44.1	8.6	43.0	3.2	1.1
47 Livingston	195	65	30	95	3	2	33.3	15.4	48.7	1.5	1.0
58 Monroe	132	63	14	53	2		47.7	10.6	40.2	1.5	
81 Washtenaw	290	115	49	66	58	2	39.7	16.9	22.8	20.0	.7
<b>FOA REGION 10 TOTALS</b>	<b>4,500</b>	<b>1,779</b>	<b>495</b>	<b>1,040</b>	<b>1,175</b>	<b>11</b>	<b>39.5</b>	<b>11.0</b>	<b>23.1</b>	<b>26.1</b>	<b>.2</b>
50 Macomb	753	255	135	216	139	8	33.9	17.9	28.7	18.5	1.1
63 Oakland	1,143	413	229	432	67	2	36.1	20.0	37.8	5.9	.2
82 Wayne	2,604	1,111	131	392	969	1	42.7	5.0	15.1	37.2	.0

<sup>1</sup> Includes HYTA Prison.

<sup>2</sup> Includes Delayed and Suspended Sentences, HYTA Probation, and SAI Probation.

<sup>3</sup> Includes Restitution, Fines, Costs, Community Service and DHS sentences.

Source: OMNI Court Disposition Extracts

# 2014 Criminal Court Dispositions by Offense and Type of Disposition — All Offenses

Page 1 of 33

			DISPOSITIONS					
Compiled Laws	Offense	Max. Penalty	Total	Prison <sup>1</sup>	Jail	Jail/ Probation <sup>2</sup>	Probation <sup>2</sup>	Other <sup>3</sup>
	GRAND TOTAL	%	74,215	19,262	16,801	24,053	13,361	738
	VIOLATIONS		68,175	18,631	15,297	22,097	11,495	655
	ATTEMPTS		6,040	631	1,504	1,956	1,866	83
28.2143-A	Lien Info. - Unauthorized Disclosure - 93 Days Misdemeanor	MISD ATTEMPTS	3				3	
28.243A	Fingerprinting - Refusal	MISD ATTEMPTS	2		1		1	
28.293	State ID Card - False Application	15 ATTEMPTS	1				1	
28.2931	State ID Card - False Application	5 ATTEMPTS	1				1	
28.2951A-A	State ID Card - Alter/Forge/Use to Commit Felony	10 ATTEMPTS	6	5	1			
28.2951B-A	State ID Card - Alter/Forge/Use to Commit Felony or Misdemeanor	5 ATTEMPTS	2	2				
28.2952-A	State ID Card - Alter/Forge Intent to Deliver/Possess 2 or More	5 ATTEMPTS	1				1	
28.425J3	Weapons - Pistols - License Forgery	4 ATTEMPTS	1				1	
28.425K2A	Weapons - Pistols, Carrying Concealed While Under the Influence	MISD ATTEMPTS	7		1	4	2	
28.425K2B	Weapons/Pistols - Carry Conceal, Blood Alcohol Content >.08 - <.10 Grams	MISD ATTEMPTS	1			1		
28.5953-A	State ID Card - Counterfeit/Forged, Possession	MISD ATTEMPTS	1		1			
28.729	Sex Offender - Fail to Register	4 ATTEMPTS	499	107	197	130	47	18
28.7291A	Sex Offender - Fail to Register	4 ATTEMPTS	75	9	35	23	5	3
28.7291B	Sex Offender - Fail to Register, 2nd Offense	7 ATTEMPTS	4		2	2		
28.7291C	Sex Offender - Fail to Register, 3rd Offense	10 ATTEMPTS	13	1	5	4	3	
28.7292	Sex Offenders - Failure to Comply w/ Duties	7 ATTEMPTS	61	17	27	13	3	1
28.7293	Sex Offender - Fail to Sign Registration	10 ATTEMPTS	19	7	6	3	2	1
28.7294	Sex Offenders - Refusing/Failing to Pay Registration Fee	1 ATTEMPTS	1		1			
28.7352A	Student Safety Zone - Residency Violation	MISD ATTEMPTS	313	47	137	88	28	13
28.7352B	Student Safety Zone - Residency Violation - 2nd Offense	2 ATTEMPTS	26		9	10	5	2
29.43	Explosives - Handling/Sale Etc., w/o Permit	MISD ATTEMPTS	2		2			
52.204	Dead Bodies - Removing w/o Medical Examiner Permission	MISD ATTEMPTS	4		3			1
55.3019	Notary Public - General Violations	MISD ATTEMPTS	10		6	2	2	
125.14471C1	Housing - MSHDA - False Pretenses, \$1K - <\$20K	5 ATTEMPTS	1			1		
			2		2			
			1				1	
			2				2	

NOTE: Be sure to check for related offense codes when examining a particular type of crime. They may or may not be in sequential order or even on the same page. Offenders may have multiple dispositions.

# 2014 Criminal Court Dispositions by Offense and Type of Disposition — All Offenses

Page 2 of 33

			DISPOSITIONS					
Compiled Laws	Offense	Max. Penalty	Total	Prison <sup>1</sup>	Jail	Jail/ Probation <sup>2</sup>	Probation <sup>2</sup>	Other <sup>3</sup>
	GRAND TOTAL	%	74,215	19,262	16,801	24,053	13,361	738
	VIOLATIONS		68,175	26%	23%	32%	18%	1%
	ATTEMPTS		6,040	18,631	15,297	22,097	11,495	655
				631	1,504	1,956	1,866	83
168.932F	Election Law - Possess Absentee Ballot	5 ATTEMPTS	4				1	3
168.937	Election Law - Forgery	5 ATTEMPTS	5	5				
205.27	Taxes - Defraud/Evade Payment of	15 ATTEMPTS	1				1	
205.271A	Taxes - Fail to File/False Return	5 ATTEMPTS	16	2		4	10	
205.4282	Tobacco Products Tax Act Violation Felony	5 ATTEMPTS	8		2	3	3	
205.4283	Tobacco Products Tax Act Violations Misdemeanor	1 ATTEMPTS	1				1	
205.4284	Tobacco Products Tax Act Violations	MISD ATTEMPTS	7		2		3	2
257.215	Operating - Unregistered Vehicle	MISD ATTEMPTS	10		5	3		2
257.222	Motor Vehicles - Counterfeited Certificate Title - Use/Production	MISD ATTEMPTS	1				1	
257.233A6	Motor Vehicles - Odometer Tampering	5 ATTEMPTS	3			3		
257.254	Motor Vehicle Code - Intent to Pass False Title	10 ATTEMPTS	1				1	
257.256	License Plate/Registration/Title Unlawful Use	MISD ATTEMPTS	11	4	1	3	3	
257.257	License Documents/Plates - Forgery	5 ATTEMPTS	3		1	1	1	
257.301	Operating - No/Multiple Licenses	MISD ATTEMPTS	61		37	6	13	5
257.31010	Driver's License - Forged, Possession	MISD ATTEMPTS	71	3	17	22	24	5
257.3107A	Driver's License - Forge w/ Intent to Commit Crime Max 10 Yrs+	10 ATTEMPTS	11		4	3	2	2
257.3107B	Driver's License - Forge w/ Intent to Commit Crime Max 6mos-<10 yrs	5 ATTEMPTS	58		33	15	6	4
257.311	Operate w/o License	MISD ATTEMPTS	3		2		1	
257.312	Operate w/ Restricted License	MISD ATTEMPTS	3		3			
257.312A	Operating - Motorcycles/Mopeds w/o Endorsement	MISD ATTEMPTS	3		1	1	1	
257.324	Operate w/ Forged/Altered License/ False ID	MISD ATTEMPTS	18		9	4	3	2
257.325	Motor Vehicle - Allowing Unlicensed Minor to Operate	MISD ATTEMPTS	19		13	3	1	2
257.326	Operate - Owner Permitting Another to Violate Motor Vehicle	MISD ATTEMPTS	5		2	2		1
257.328	Motor Vehicle Code - Producing False Evidence of Insurance	MISD ATTEMPTS	53		34	11	4	4
			1			1		
			2		1	1		
			1		1			
			8		1	1	6	

NOTE: Be sure to check for related offense codes when examining a particular type of crime. They may or may not be in sequential order or even on the same page. Offenders may have multiple dispositions.

# 2014 Criminal Court Dispositions by Offense and Type of Disposition — All Offenses

Page 3 of 33

			DISPOSITIONS					
Compiled Laws	Offense	Max. Penalty	Total	Prison <sup>1</sup>	Jail	Jail/ Probation <sup>2</sup>	Probation <sup>2</sup>	Other <sup>3</sup>
GRAND TOTAL			74,215	19,262	16,801	24,053	13,361	738
%				26%	23%	32%	18%	1%
VIOLATIONS			68,175	18,631	15,297	22,097	11,495	655
ATTEMPTS			6,040	631	1,504	1,956	1,866	83
257.3291	Insurance Certificates - Possess/ Sale of Stolen/Counterfeit	5 ATTEMPTS	17		2	9	6	
257.3292	Ins. Certificates - Possess/Sale Stolen/ Counterfeit - 2nd Offense	7 ATTEMPTS	2				2	
257.601C2	Moving Violation - Injury to Operator of Implement of Husbandry	1 ATTEMPTS	6		2	1	3	
257.601D1	Moving Violation - Causing Death	MISD ATTEMPTS	8	1	3	1	3	
257.602	Police Officer - Refuse to Obey Traffic Order	MISD ATTEMPTS	2 1		1		1	1
257.602A2	Police Officer - Flee - 4th Degree (Vehicle Code)	2 ATTEMPTS	314 43	40	105 11	128 15	41 17	
257.602A3-A	Police Officer - Flee - 3rd Degree (Vehicle Code)	5 ATTEMPTS	629 26	205 2	129 7	186 10	108 7	1
257.602A4-A	Police Officer - Flee - 2nd Degree (Vehicle Code)	10 ATTEMPTS	49	31	10	7	1	
257.602A5	Police Officer - Flee - 1st Degree (Vehicle Code)	15 ATTEMPTS	3	3				
257.617	Fail to Stop at Accident - Serious Impairment/Death	5 ATTEMPTS	43 2	18	2	19 1	3 1	1
257.6173	Fail to Stop at Accident - At Fault Death Result	15 ATTEMPTS	5	5				
257.617A	Fail to Stop at Personal Injury Accident	1 ATTEMPTS	28		9	8	10	1
257.618	Fail to Stop at Property Damage Accident (Attended Vehicle)	MISD ATTEMPTS	44		26	6	8	4
257.620	Fail to Stop after Collision	MISD ATTEMPTS	54	1	31	17	5	
257.621	Failure to Report Accident to Fixtures	MISD ATTEMPTS	12		9	1	1	1
257.622	Fail to Report Accident	MISD ATTEMPTS	6		5			1
257.624A	Alcohol - Open Container in Vehicle	MISD ATTEMPTS	107		70	22	13	2
257.624B1	Alcohol - Possession By Minor in Motor Vehicle	MISD ATTEMPTS	3		1	2		
257.625	Operating Vehicle Intoxicated	15 ATTEMPTS	2		2			
257.6251-A	Operating Vehicle Intoxicated	MISD ATTEMPTS	348 8	1	170 2	103 2	64 4	10
257.62510B	Operating Vehicle Intoxicated - 2nd Offense	1 ATTEMPTS	8		3	2	3	
257.62510C	Operating Vehicle Intoxicated - 3rd Offense	1 ATTEMPTS	5		1	3	1	
257.6251C	Operating Vehicle Intoxicated, High Blood Alcohol	MISD ATTEMPTS	102		41	39	19	3
257.6252-A	Operating Vehicle Intoxicated	MISD ATTEMPTS	1		1			

NOTE: Be sure to check for related offense codes when examining a particular type of crime. They may or may not be in sequential order or even on the same page. Offenders may have multiple dispositions.

# 2014 Criminal Court Dispositions by Offense and Type of Disposition — All Offenses

Page 4 of 33

			DISPOSITIONS					
Compiled Laws	Offense	Max. Penalty	Total	Prison <sup>1</sup>	Jail	Jail/ Probation <sup>2</sup>	Probation <sup>2</sup>	Other <sup>3</sup>
GRAND TOTAL			74,215	19,262	16,801	24,053	13,361	738
%				26%	23%	32%	18%	1%
VIOLATIONS			68,175	18,631	15,297	22,097	11,495	655
ATTEMPTS			6,040	631	1,504	1,956	1,866	83
257.6253A	Operate - Impaired	MISD	133		72	30	20	11
		ATTEMPTS	3		1		1	1
257.6254	Operating Vehicle Intoxicated, Causing Death	15	56	50		3	2	1
		ATTEMPTS	1	1				
257.6254A	Operating Vehicle Intoxicated, Causing Death	15	1	1				
		ATTEMPTS	1				1	
257.6255-A	Operating Vehicle Intoxicated, Causing Serious Injury	5	116	36	7	53	19	1
		ATTEMPTS	2	1			1	
257.6256-A	Minor Operating Vehicle, w/ Any Blood Alcohol Content	MISD	8		6	1		1
		ATTEMPTS						
257.6256B	Operating Vehicle Intoxicated, Contr. Sub. - 2nd Offense	1	228	1	82	84	55	6
		ATTEMPTS	3		1	2		
257.6256D	Operating Vehicle Intoxicated, Contr. Sub. - 3rd Offense	5	2,857	527	282	1,865	178	5
		ATTEMPTS	6	2		4		
257.6257A1	Operating Vehicle Intoxicated, w/ Occupant <16	1	31		12	16	3	
		ATTEMPTS	1			1		
257.6257A2	Operating Vehicle Intoxicated, w/ Occupant <16 - 2nd+ Offense	5	78	20	7	46	5	
		ATTEMPTS						
257.6257B1	Operating Vehicle Intoxicated, Minor w/ Any BAC, Occupant<16	MISD	1		1			
		ATTEMPTS						
257.6258	Operating Vehicle, w/ Presence of Controlled Substance	MISD	82		38	27	15	2
		ATTEMPTS	1				1	
257.625B	OUIL	5	5		1	4		
		ATTEMPTS						
257.625L	Ignition Interlock Device - Violations	MISD	1		1			
		ATTEMPTS						
257.626	Driving - Reckless	MISD	54		23	13	11	7
		ATTEMPTS	1		1			
257.6263	Driving - Reckless - Causing Serious Impairment of Body Function	5	16	9	1	4	2	
		ATTEMPTS	2			1	1	
257.6264	Driving - Reckless - Causing Death	15	23	17		4	1	1
		ATTEMPTS	1				1	
257.653A2	Passing EMS - Misd.	MISD	3		1			2
		ATTEMPTS						
257.653A3	Emergency Vehicle - Careless Passing Injury Result	2	1				1	
		ATTEMPTS	1			1		
257.903	Motor Vehicle Code, False Certification	5	4		1	1	2	
		ATTEMPTS						
257.904	Operate - License Suspended/Revoked/ Denied	15	6		4	1	1	
		ATTEMPTS						
257.9041B	Operate - Allow Suspended/Revoked/ Denied to Operate	MISD	606	4	385	143	58	16
		ATTEMPTS						
257.9041C	Operate - Allow Suspended/Revoked/ Denied to Operate - 2nd+ Offense	1	702	4	463	162	47	26
		ATTEMPTS						
257.9042-A	Motor Vehicles - Allowing Suspended Person to Operate	MISD	3		2		1	
		ATTEMPTS						
257.9044	Operate - License Susp./Rev./Denied, Causing Death	15	15	14		1		
		ATTEMPTS						

NOTE: Be sure to check for related offense codes when examining a particular type of crime. They may or may not be in sequential order or even on the same page. Offenders may have multiple dispositions.

# 2014 Criminal Court Dispositions by Offense and Type of Disposition — All Offenses

Page 5 of 33

			DISPOSITIONS					
Compiled Laws	Offense	Max. Penalty	Total	Prison <sup>1</sup>	Jail	Jail/ Probation <sup>2</sup>	Probation <sup>2</sup>	Other <sup>3</sup>
GRAND TOTAL			74,215	19,262	16,801	24,053	13,361	738
%				26%	23%	32%	18%	1%
VIOLATIONS			68,175	18,631	15,297	22,097	11,495	655
ATTEMPTS			6,040	631	1,504	1,956	1,866	83
257.9045	Operate - License Susp./Rev./Denied, Causing Serious Injury	5 ATTEMPTS	21	5	4	9	3	
257.904A	Operating - No License for 3 Years	MISD ATTEMPTS	1		1			
			6		4	1		1
287.3232	Dangerous Animal, Causing Serious Injury	4 ATTEMPTS	3	1	1		1	
287.7441	Animal Industry Act - Felony Violations	5 ATTEMPTS	1			1		
287.7442	Animals Industry Act - Misdemeanor/ Rule Violations	MISD ATTEMPTS	2		2			
289.51072	Food Law - Felony Violations	4 ATTEMPTS	1	1				
290.6313B	Weights & Measures - Intentional Violations	5 ATTEMPTS	4				4	
324.1608	Resist/Obstruct Conservation Officers	2 ATTEMPTS	3		1	1	1	
			1				1	
324.21571C1	State Land - Trespass/Damages, \$1K - <\$20K	5 ATTEMPTS	1	1				
324.401112	Wildlife Conservation Part - Possessing Firearm in Vehicle or Motorized Boat	MISD ATTEMPTS	1		1			
324.401113	Wildlife Conservation Part - Possessing Bow in Vehicle	MISD ATTEMPTS	1		1			
324.801761	Marine Safety, OUIL Per Se	MISD ATTEMPTS	1			1		
324.81122	ORV - Operating on Highway or Right-of-Way	MISD ATTEMPTS	1		1			
324.81133A	ORV - Operate at Unreasonable Speed	MISD ATTEMPTS	3		2		1	
324.81133T	ORV - Operate, Improper Passenger Transport	MISD ATTEMPTS	1		1			
324.81134	ORV - OUIL	5 ATTEMPTS	3		1	1	1	
324.811461	ORV - Operate, Fleeing and Eluding	MISD ATTEMPTS	1				1	
324.82126C1	Snowmobiles - Negligent Operation, Causing Injury/Death	2 ATTEMPTS	2			1	1	
324.821275	Snowmobiles - OUIL Cause Impairment	5 ATTEMPTS	1			1		
324.821281B	Snowmobiles - OUIL/UBAL, Misd. - 2nd Offense	MISD ATTEMPTS	1			1		
324.8903	Littering - Objects in Path of Vehicle	MISD ATTEMPTS	1		1			
333.13104	Body Art Facility - No License	MISD ATTEMPTS	1		1			
333.16294	Health Profession - Unauthorized Practice Felony	4 ATTEMPTS	2	1		1		
333.17766B	Contr. Sub. - Drugs, Obtain by False Representation	MISD ATTEMPTS	1		1			

NOTE: Be sure to check for related offense codes when examining a particular type of crime. They may or may not be in sequential order or even on the same page. Offenders may have multiple dispositions.

# 2014 Criminal Court Dispositions by Offense and Type of Disposition — All Offenses

Page 6 of 33

			DISPOSITIONS					
Compiled Laws	Offense	Max. Penalty	Total	Prison <sup>1</sup>	Jail	Jail/ Probation <sup>2</sup>	Probation <sup>2</sup>	Other <sup>3</sup>
	GRAND TOTAL	%	74,215	19,262	16,801	24,053	13,361	738
	VIOLATIONS		68,175	26%	23%	32%	18%	1%
	ATTEMPTS		6,040	18,631	15,297	22,097	11,495	655
				631	1,504	1,956	1,866	83
333.17766C	Contr. Sub. - Drugs, Falsely Make/Utter/ Publish/Pass/Alter/Forge Rx	2 ATTEMPTS	7		5	2		
333.17766C1	Contr. Sub. - Ephedrine/Pseudoephedrine Posses >12 grams	2 ATTEMPTS	15	3	2	10		
333.17766D	Contr. Sub. - Drugs, Knowingly Posses False/Forged/Altered Rx	MISD ATTEMPTS	1		1			
333.17766E	Contr. Sub. - Drugs, Knowingly Attempts to Possess False/Forged/Altered Rx	MISD ATTEMPTS	9		4	2	3	
333.217711	Nursing Homes - Abuse of Patient	MISD ATTEMPTS	1		1			
333.2443	Local Health Department - Regulation Violations	MISD ATTEMPTS	1					1
333.26424	Contr. Sub. - Illegal Sale of Medical Marihuana	2 ATTEMPTS	29 2	2	3	20 1	4	1
333.28413	Concealing the Death of an Individual	5 ATTEMPTS	3	3				
333.5210	AIDS - Sexual Penetration w/ Uninformed Partner	4 ATTEMPTS	4	4				
333.73022	Controlled Substances - Drugs, Label Alteration/Defacement	MISD ATTEMPTS	3		1	1	1	
333.7340	Contr. Sub. - Sale of Ephedrine by Electronic Means	4 ATTEMPTS	1			1		
333.73413	Contr. Sub. - Imitation Mfg/ Distribution	2 ATTEMPTS	56	9	25	19	3	
333.7401	Contr. Sub. - Delivery/Manufacture	LIFE ATTEMPTS	1		1			
333.74012A1	Contr. Sub. - Del/Mfg 1,000+ Grams (Narc. or Cocaine)	LIFE ATTEMPTS	11	11				
333.74012A2	Contr. Sub. - Del/Mfg 450 - 999 Grams (Narc. or Cocaine)	30 ATTEMPTS	3	3				
333.74012A3	Contr. Sub. - Del/Mfg 50 - 449 Grams (Narc. or Cocaine)	20 ATTEMPTS	72 11	64 10	2	4	2 1	
333.74012A4	Contr. Sub. - Del/Mfg Under 50 Grams (Narc. or Cocaine)	20 ATTEMPTS	2,429 259	816 39	465 52	825 61	317 107	6
333.74012B-A	Contr. Sub. - Del/Mfg (Sched. 1-3), Except Marijuana	7 ATTEMPTS	510 23	110 3	82 5	234 4	78 10	6 1
333.74012B-B	Contr. Sub. - Del/Mfg (Subs added Sched. 1-3 by Rule)	7 ATTEMPTS	2			2		
333.74012B1	Contr. Sub. - Del/Mfg Meth/Ecstasy	20 ATTEMPTS	193 20	111 6	5 2	65 10	11 2	1
333.74012C-A	Contr. Sub. - Del/Mfg (Sched. 4)	4 ATTEMPTS	112 4	15	27 1	54 2	13 1	3
333.74012C-B	Contr. Sub. - Del/Mfg (Added to Sched. 4 by Board Rule)	4 ATTEMPTS	7 1	1	1 1	1 1	4	
333.74012D	Contr. Sub. - Del/Mfg (Sched. 5)	2 ATTEMPTS	12 1		5	4	1	2
333.74012D1	Contr. Sub. - Del/Mfg 45 or More Kilograms Marijuana	15 ATTEMPTS	14	3	6	2	3	

NOTE: Be sure to check for related offense codes when examining a particular type of crime. They may or may not be in sequential order or even on the same page. Offenders may have multiple dispositions.



# 2014 Criminal Court Dispositions by Offense and Type of Disposition — All Offenses

Page 7 of 33

			DISPOSITIONS					
Compiled Laws	Offense	Max. Penalty	Total	Prison <sup>1</sup>	Jail	Jail/ Probation <sup>2</sup>	Probation <sup>2</sup>	Other <sup>3</sup>
GRAND TOTAL			74,215	19,262	16,801	24,053	13,361	738
%				26%	23%	32%	18%	1%
VIOLATIONS			68,175	18,631	15,297	22,097	11,495	655
ATTEMPTS			6,040	631	1,504	1,956	1,866	83
333.74012D2	Contr. Sub. - Del/Mfg 5 to <45 Kilograms Marijuana	7 ATTEMPTS	155	21	26	78	28	2
333.74012D3	Contr. Sub. - Del/Mfg Marijuana	4 ATTEMPTS	4			2	2	
333.74012F	Prescription Forms - Del/Mfg/Intent	7 ATTEMPTS	2,340	247	496	954	620	23
333.74012C2A	Contr. Sub. - Operate/Maintain Lab	10 ATTEMPTS	248	12	42	55	134	5
333.74012C2B	Contr. Sub. - Operate/Maintain Lab Near Minor	20 ATTEMPTS	9	2	2	5		
333.74012C2C	Contr. Sub. - Operate/Maintain Lab Involving Hazardous Waste	20 ATTEMPTS	116	42	22	44	7	1
333.74012C2D	Contr. Sub. - Operate/Maintain Lab Near Specified Places	20 ATTEMPTS	1		1			
333.74012C2E	Contr. Sub. - Operate/Maintain Lab Involving Firearm	25 ATTEMPTS	15	12		3		
333.74012C2F	Contr. Sub. - Operate/Maintain Lab Involving Meth	20 ATTEMPTS	1		1			
333.74022A	Contr. Sub. - Create/Del./Intent Counterfeit (Narcotic)	10 ATTEMPTS	34	19		15		
333.74022B	Contr. Sub. - Create/Del./Intent Counterfeit (Sched. 1-3)	5 ATTEMPTS	25	14		11		
333.74022D	Contr. Sub. - Create/Del./Counterfeit Sub. (Sched. 5)	2 ATTEMPTS	1			1		
333.74022E	Contr. Sub. - Create/Deliver Analogue	15 ATTEMPTS	4	1		3		
333.7403	Contr. Sub. - Possess Marijuana	LIFE ATTEMPTS	393	211	13	132	30	7
333.74032A	Contr. Sub. - Possess	LIFE ATTEMPTS	18	4	1	11	2	
333.74032A3	Contr. Sub. - Possess 50 - 449 Grams (Narcotic)	20 ATTEMPTS	16	5	4	5	2	
333.74032A4	Contr. Sub. - Possess 25 - 49 Grams (Narcotic)	4 ATTEMPTS	4		1	2	1	
333.74032A5	Contr. Sub. - Possess <25 Grams (Narcotic)	4 ATTEMPTS	8		3	4		1
333.74032B-A	Contr. Sub. - Possess Analogues/Sched. 1-4	2 ATTEMPTS	1			1		
333.74032B-B	Contr. Sub. - Possess Analogues/Sched. 1-4	2 ATTEMPTS	16	9		5	2	
333.74032B1	Contr. Sub. - Possess Methamphetamine	10 ATTEMPTS	1		1		1	
333.74032C-A	Contr. Sub. - Possess Sched. 5	1 ATTEMPTS	3		2	1		
333.74032CB	Contr. Sub. - Possess Sched. 5	MISD ATTEMPTS	12	11		1		
333.74032D	Contr. Sub. - Possess Marijuana	1 ATTEMPTS	1					
			23	7	6	5	5	
			1			1		
			4,957	404	1,396	1,945	1,187	25
			225	6	57	50	110	2
			1,873	91	474	862	438	8
			111		26	34	45	6
			39	4	5	14	16	
			4				3	1
			1,158	197	258	550	149	4
			62	11	6	37	8	
			20		4	9	6	1
			1		1			
			2,107	29	805	664	549	60
			10		2	5	3	

NOTE: Be sure to check for related offense codes when examining a particular type of crime. They may or may not be in sequential order or even on the same page. Offenders may have multiple dispositions.

# 2014 Criminal Court Dispositions by Offense and Type of Disposition — All Offenses

Page 8 of 33

			DISPOSITIONS					
Compiled Laws	Offense	Max. Penalty	Total	Prison <sup>1</sup>	Jail	Jail/ Probation <sup>2</sup>	Probation <sup>2</sup>	Other <sup>3</sup>
GRAND TOTAL			74,215	19,262	16,801	24,053	13,361	738
%				26%	23%	32%	18%	1%
VIOLATIONS			68,175	18,631	15,297	22,097	11,495	655
ATTEMPTS			6,040	631	1,504	1,956	1,866	83
333.74032F	Prescription Forms - Possession	MISD	7		3	2	1	1
ATTEMPTS								
333.7403A	Controlled Substance - Fraudulently Obtaining	4	8		3	1	4	
ATTEMPTS			2			2		
333.74042	Controlled Substance - Possession	MISD	2			2		
ATTEMPTS								
333.74042A	Contr. Sub. - Use (Narcotic/Cocaine/Meth/Ecstasy)	1	188	3	73	37	65	10
ATTEMPTS								
333.74042B	Contr. Sub. - Use	1	173	1	53	27	89	3
ATTEMPTS			2		1		1	
333.74042C	Contr. Sub. - Use, Sched. 5 or LSD, Etc.	MISD	2		2			
ATTEMPTS								
333.74042D	Contr. Sub. - Use of Marijuana	MISD	28		16	3	6	3
ATTEMPTS								
333.7405D	Contr. Sub. - Maintain Drug House	2	916	135	232	366	164	19
ATTEMPTS			17		5	5	7	
333.7405E	Contr. Sub. - Maintain Drug House	2	1			1		
ATTEMPTS								
333.74071A	Contr. Sub. - Licensee Distribute w/o Order Form	4	1			1		
ATTEMPTS								
333.74071C	Contr. Sub. - Obtain by Fraud	4	185	17	50	78	40	
ATTEMPTS			30	1	10	8	9	2
333.74071G	Contr. Sub. - Counterfeit Prescription Form	4	8	3		5		
ATTEMPTS								
333.7407A1-A	Contr. Sub. - Attempt Felony	LIFE	34		9	18	6	1
ATTEMPTS			1		1			
333.7407A1(B)	Controlled Substance - Fraud	4	2		2			
ATTEMPTS			1			1		
333.7407AA	Contr. Sub. - Inducing Person to Violate - Life Felony	VAR	1			1		
ATTEMPTS								
333.74101-D	Contr. Sub. - Delivery to Minor, Sched. 4 and Marijuana	8	7	1		5	1	
ATTEMPTS								
333.74101F	Contr. Sub. - Delivery to Minor Minor (Sched. %)	4	1	1				
ATTEMPTS								
333.74102	Contr. Sub. - Distribution w/o Remuneration (Marijuana)	60	13		3	5	1	4
ATTEMPTS			1			1		
333.74102-A	Contr. Sub. - Deliver <50 Grams, School Prop. (Narc/Cocaine)	60	13	10		3		
ATTEMPTS								
333.74103	Contr. Sub. - Intent Deliver <50 Grams, School Prop (Narc.)	40	4	3		1		
ATTEMPTS								
333.74104-A	Contr. Sub. - Possess on School/Library Prop. (Narc./Coc.) <25 Grams	8	8	2	2	3	1	
ATTEMPTS								
333.74104-B	Contr. Sub. - Possess on School/Library Property (Sched.1-4)	4	11	3	1	6	1	
ATTEMPTS								
333.74104-D	Contr. Sub. - Possess Marijuana, on School/Library Property	2	29	1	4	13	10	1
ATTEMPTS								
333.7410A	Contr. Sub. - Deliver/Possess in Park	2	1			1		
ATTEMPTS								

NOTE: Be sure to check for related offense codes when examining a particular type of crime. They may or may not be in sequential order or even on the same page. Offenders may have multiple dispositions.

# 2014 Criminal Court Dispositions by Offense and Type of Disposition — All Offenses

Page 9 of 33

			DISPOSITIONS					
Compiled Laws	Offense	Max. Penalty	Total	Prison <sup>1</sup>	Jail	Jail/ Probation <sup>2</sup>	Probation <sup>2</sup>	Other <sup>3</sup>
GRAND TOTAL			74,215	19,262	16,801	24,053	13,361	738
%				26%	23%	32%	18%	1%
VIOLATIONS			68,175	18,631	15,297	22,097	11,495	655
ATTEMPTS			6,040	631	1,504	1,956	1,866	83
333.74132	Contr. Sub. - 2nd+ Offense - Double Penalty	VAR ATTEMPTS	12		2	7	3	
335.06	Contr. Sub. - Sale/Mfg/Distribute Marijuana	4 ATTEMPTS	1				1	
335.07	Marihuana, Possession	MISD ATTEMPTS	1			1		
335.15	Marijuana, Unlawful Use	MISD ATTEMPTS	1		1			
339.6016A	Unlicensed Residential Builder	1 ATTEMPTS	2		1	1		
339.735	Unauthorized Practice of Public Accounting	5 ATTEMPTS	3		2	1		
380.1230D3A	School Employee - Failure to Report Felony or Listed Misd.	2 ATTEMPTS	1		1			
400.601-A	Fraud - Welfare, \$500 or Less	4 ATTEMPTS	5		3	2		
400.601-B	Fraud - Welfare, Over \$500	4 ATTEMPTS	34 13	2	4 1	13 7	13 1	2 4
400.602-A	Fraud - Welfare, Failure to Inform, \$500 or Less	MISD ATTEMPTS	5		2		1	2
400.602-B	Fraud - Welfare, Failure to Inform, Over \$500	4 ATTEMPTS	85 21	2	21 10	21 5	39 6	2
400.6033	Medicaid Fraud - Conceal Information	4 ATTEMPTS	5			4	1	
400.6071	Medicaid Fraud - False Claim	4 ATTEMPTS	5 1	2	1 1	2		
421.54A	Unemployment Comp. Fraud, False Stmt as Condition of Employ.	10 ATTEMPTS	1			1		
421.54B1IA	Unemployment Comp. Fraud, False Statmnt/Misrep. \$1K to \$25K	MISD ATTEMPTS	2				2	
421.54B1IB	Unemployment Comp. Fraud, False Statmnt/Misrep. over \$25K	2 ATTEMPTS	4 1				4 1	
421.54M	Unemployment Comp. Fraud, False Statmnt/Misrep. \$3.5K to \$25K	1 ATTEMPTS	1			1		
432.2181	Gambling Operations - Felony Violations	10 ATTEMPTS	4			1	3	
432.2182	Gambling Activities - Felony Violations	10 ATTEMPTS	3 1				3 1	
432.30	Lottery - Forge/Counterfeit Ticket	5 ATTEMPTS	3 1		1 1		1	1
436.16131	Alcohol - Furnishing Place for Consideration (1 Yr Felony)	MISD ATTEMPTS	1			1		
436.17011-A	Alcohol - Sell/Furnish to Minor	MISD ATTEMPTS	9	1	3	4		1
436.17012	Alcohol - Sell/Furnish to Minor, Causing Death	10 ATTEMPTS	1			1		
436.17031A	Alcohol - Purchase/Consume/ Possess by Minor	MISD ATTEMPTS	62		18	23	14	7

NOTE: Be sure to check for related offense codes when examining a particular type of crime. They may or may not be in sequential order or even on the same page. Offenders may have multiple dispositions.

# 2014 Criminal Court Dispositions by Offense and Type of Disposition — All Offenses

Page 10 of 33

			DISPOSITIONS					
Compiled Laws	Offense	Max. Penalty	Total	Prison <sup>1</sup>	Jail	Jail/ Probation <sup>2</sup>	Probation <sup>2</sup>	Other <sup>3</sup>
GRAND TOTAL			74,215	19,262	16,801	24,053	13,361	738
%				26%	23%	32%	18%	1%
VIOLATIONS			68,175	18,631	15,297	22,097	11,495	655
ATTEMPTS			6,040	631	1,504	1,956	1,866	83
436.17031B	Alcohol - Purchase/Consume/ Possess by Minor - 2nd Offense	MISD ATTEMPTS	3		1	2		
436.17031C	Alcohol - Purchase/Consume/ Possess by Minor - 3rd+ Offense	MISD ATTEMPTS	2		1		1	
436.19151	Alcohol - Consumption On Highway	MISD ATTEMPTS	1		1			
445.4082	Second Hand Dealer - Buy/Sell Stolen Scrap Metal	5 ATTEMPTS	1				1	
445.4332	Buy/Sell Stolen Non Ferrous Metals - 1st Offense	5 ATTEMPTS	19	3	3	4	9	
445.65	Identity Theft	5 ATTEMPTS	19	3	2	5	9	
445.65A	Identity Theft - Second Offense	5 ATTEMPTS	318	84	54	95	83	2
445.67	Identity Theft - Obtain/Possess/ Transfer ID w/ Intent	10 ATTEMPTS	10	1	1	3	5	
451.2508	Securities Act - General Violations	10 ATTEMPTS	5	3	1	1		
462.2571	Trains - Endanger Travel	5 ATTEMPTS	50	21	15	4	10	
462.273	Trains - Trespass on Tracks	5 ATTEMPTS	3		1	1	1	
480.17C3A	Motor Carrier Safety Act - Willful Violations	10 ATTEMPTS	1				1	
484.16052	Emergency 911 Service, Unauthorized	LIFE ATTEMPTS	1			1		
500.3101A	Motor Vehicle - Operating w/o Valid Insurance	MISD ATTEMPTS	1				1	
500.3102	Motor Vehicle - Operating w/o Security	MISD ATTEMPTS	28		18	2	1	7
500.45111	Insurance - Fraudulent Acts	4 ATTEMPTS	25	5	4	11	5	
500.45112	Insurance Fraud - Conspiracies	4 ATTEMPTS	3		1	1	1	
565.371	Real Property - Record Fraud Conveyance	10 ATTEMPTS	1	1				
570.152	Contractor - Fraudulent Use of Building Contract Fund	3 ATTEMPTS	2				2	
600.1701	Contempt of Court	3 ATTEMPTS	4	1		2	1	
722.151B	Children - Harboring Runaways	MISD ATTEMPTS	1				1	
722.6411	Tobacco - Furnish to Minor	MISD ATTEMPTS	2		1	1		
722.675	Distribute Obscene Matter to Children	2 ATTEMPTS	1		1			
750.110	Breaking & Entering - Bldg. w/ Intent	15 ATTEMPTS	27	8	2	16	1	
			1			1		
			1,359	473	255	462	168	1
			198	51	49	69	27	2

NOTE: Be sure to check for related offense codes when examining a particular type of crime. They may or may not be in sequential order or even on the same page. Offenders may have multiple dispositions.

# 2014 Criminal Court Dispositions by Offense and Type of Disposition — All Offenses

Page 11 of 33

			DISPOSITIONS					
Compiled Laws	Offense	Max. Penalty	Total	Prison <sup>1</sup>	Jail	Jail/ Probation <sup>2</sup>	Probation <sup>2</sup>	Other <sup>3</sup>
GRAND TOTAL			74,215	19,262	16,801	24,053	13,361	738
%				26%	23%	32%	18%	1%
VIOLATIONS			68,175	18,631	15,297	22,097	11,495	655
ATTEMPTS			6,040	631	1,504	1,956	1,866	83
750.110-A	Breaking & Entering - Unoccupied Bldg. w/ Intent	10 ATTEMPTS	3		1	1	1	
750.110A2	Home Invasion - 1st Degree	20 ATTEMPTS	8		4	3	1	
750.110A3	Home Invasion - 2nd Degree	15 ATTEMPTS	541	402	16	78	40	5
750.110A4	Home Invasion - 3rd Degree	5 ATTEMPTS	103	33	16	28	26	
750.111	Breaking & Entering - Entry w/o Breaking, w/ Intent	5 ATTEMPTS	1,477	752	158	373	190	4
750.113	Breaking & Entering - Coin Box	MISD ATTEMPTS	140	46	28	45	21	
750.115	Breaking & Entering - Illegal Entry w/o Owner's Permission/Denied	MISD ATTEMPTS	552	128	114	220	88	2
750.115A	Illegal Entry (w/o Owners Permission)	MISD ATTEMPTS	48	5	17	16	9	1
750.116	Burglar's Tools - Possess	10 ATTEMPTS	168	43	22	51	52	
750.117	Public Officer - Bribery	4 ATTEMPTS	25	3	7	9	6	
750.1227A	Witness - Bribe/Intimidate/Interfere	4 ATTEMPTS	5		1	1	3	
750.1227B	Witness - Bribe/Intimidate/Interfere	10 ATTEMPTS	9		3	2	4	
750.1227C	Witness - Intimidate/Threaten to Kill or Injure	15 ATTEMPTS	95	1	42	14	36	2
750.1228	Witness - Retaliate Against	10 ATTEMPTS	2		1			1
750.125	Bribery - Agents, Servants, Employees	MISD ATTEMPTS	115	48	18	28	21	
750.1313A1	Check - Non-Sufficient Funds, Less than \$100	MISD ATTEMPTS	13		4	4	5	
750.1313A2	Check - Non-Sufficient Funds, Less than \$100 - 2nd Offense	MISD ATTEMPTS	5	1	1		3	
750.1313B1	Check - Non-Sufficient Funds, \$100 - <\$500	1 ATTEMPTS	30	19	2	6	3	
750.1313B2	Check - Non-Sufficient Funds, \$100 - <\$500 - 3rd+ Offense	2 ATTEMPTS	10	1	1	5	2	1
750.1313C	Check - Non-Sufficient Funds, \$500 or more	2 ATTEMPTS	19	11	1	6	1	
750.131A	Check - No Account or Non-Sufficient Funds	2 ATTEMPTS	4			2	2	
750.131A1	Check - No Account	2 ATTEMPTS	11	7		2	2	
750.131A2	Check - Non-Sufficient Funds, Three w/in 10 days	2 ATTEMPTS	3	1	1	1	1	
750.135	Children - Abandonment	10 ATTEMPTS	6	4		1	1	
			2			2	2	
			5	1	2		2	
			1			1		
			2		2			
			19		13	3	2	1
			2		1		1	
			73	4	21	32	16	
			3				2	1
			1			1		
			3		2	1		
			134	15	52	43	24	
			14		5	2	6	1
			29	1	8	17	2	1
			1				1	
			3	1			2	

NOTE: Be sure to check for related offense codes when examining a particular type of crime. They may or may not be in sequential order or even on the same page. Offenders may have multiple dispositions.

# 2014 Criminal Court Dispositions by Offense and Type of Disposition — All Offenses

Page 12 of 33

			DISPOSITIONS					
Compiled Laws	Offense	Max. Penalty	Total	Prison <sup>1</sup>	Jail	Jail/ Probation <sup>2</sup>	Probation <sup>2</sup>	Other <sup>3</sup>
GRAND TOTAL			74,215	19,262	16,801	24,053	13,361	738
%				26%	23%	32%	18%	1%
VIOLATIONS			68,175	18,631	15,297	22,097	11,495	655
ATTEMPTS			6,040	631	1,504	1,956	1,866	83
750.135A2A	Child Abuse - Leaving Child Unattended in Vehicle	MISD ATTEMPTS	1			1		
750.135A2D	Child Abuse - Leaving Child in Vehicle Resulting in Death	15 ATTEMPTS	1	1				
750.136B2	Child Abuse - 1st Degree	15 ATTEMPTS	38	37	1			
750.136B3	Child Abuse - 2nd Degree	4 ATTEMPTS	90	50	10	20	10	
750.136B4	Child Abuse - 3rd Degree	2 ATTEMPTS	11		2	9		
750.136B5	Child Abuse - 4th Degree	1 ATTEMPTS	131	20	19	71	21	
750.136D1B	Child Abuse - 2nd Degree, Committed in the Presence of Another Child	10 ATTEMPTS	5		1	2	2	
750.136D1D	Child Abuse - 3rd Degree, Committed in the Presence of Another Child	2 ATTEMPTS	60		15	18	26	1
750.140	Children - Exhibition	MISD ATTEMPTS	2		1			
750.141A2	Drugs/Alcohol - Allowing Consumption by Minors	MISD ATTEMPTS	1			1		
750.145	Children - Contribute to Delinquency	MISD ATTEMPTS	27		14	7	5	1
750.145A-A	Children - Accost for Immoral Purposes	4 ATTEMPTS	1				1	
750.145BA	Children - Accost for Immoral Purposes - 2nd+ Offense	10 ATTEMPTS	131	55	8	53	15	
750.145C2	Child Sexually Abusive Activity	20 ATTEMPTS	11	1	3	6	1	
750.145C3	Child Sexually Abusive Activity, Promote or Distribute	7 ATTEMPTS	3	2		1		
750.145C4	Child Sexually Abusive Material, Possess	4 ATTEMPTS	88	83	1	4		
750.145C4-A	Child Sexually Abusive Material, Possess	4 ATTEMPTS	1	1				
750.145D2A	Computer/Internet - Communicate w/ Other to Commit Crime	1 ATTEMPTS	26	9	5	9	3	
750.145D2C	Computer/Internet - Plan Crime w/ Other, Max 2 - <4 yrs	4 ATTEMPTS	1		1			
750.145D2D	Computer/Internet - Plan Crime w/ Other, Max 4 - <10 yrs	10 ATTEMPTS	189	64	20	92	12	1
750.145D2E	Computer/Internet - Plan Crime w/ Other, Max 10 - <15 yrs	15 ATTEMPTS	8	6		1	1	
750.145D2F	Computer/Internet - Plan Crime w/ Other, Max 15+ yrs	20 ATTEMPTS	1				1	
750.145N1	Vulnerable Adult Abuse - 1st Degree	15 ATTEMPTS	2	1				
750.145N2	Vulnerable Adult Abuse - 2nd Degree	4 ATTEMPTS	13	9		4		
			3	3				
			2		1	1		

NOTE: Be sure to check for related offense codes when examining a particular type of crime. They may or may not be in sequential order or even on the same page. Offenders may have multiple dispositions.

# 2014 Criminal Court Dispositions by Offense and Type of Disposition — All Offenses

Page 13 of 33

			DISPOSITIONS					
Compiled Laws	Offense	Max. Penalty	Total	Prison <sup>1</sup>	Jail	Jail/ Probation <sup>2</sup>	Probation <sup>2</sup>	Other <sup>3</sup>
	GRAND TOTAL	%	74,215	19,262	16,801	24,053	13,361	738
	VIOLATIONS		68,175	26%	23%	32%	18%	1%
	ATTEMPTS		6,040	18,631	15,297	22,097	11,495	655
				631	1,504	1,956	1,866	83
750.145N3	Vulnerable Adult Abuse - 3rd Degree	2 ATTEMPTS	2		1		1	
750.145N4	Vulnerable Adult Abuse - 4th Degree	1 ATTEMPTS	2		2			
750.147B	Ethnic Intimidation	2 ATTEMPTS	13		3	7	3	
750.157A	Compounding Offenses	5 ATTEMPTS	13	7		1	5	
750.157AB	Conspiracy - Gamble Illegally	5 ATTEMPTS	1			1	1	
750.157B	Homicide - Solicitation of Murder	LIFE ATTEMPTS	1	1				
750.157B2	Homicide - Solicitation of Murder	LIFE ATTEMPTS	9	9				
750.157B3B	Solicitation of Felony - Less than 5 Years	2 ATTEMPTS	1	1		1		
750.157C	Minors - Induce to Commit Felony	VAR ATTEMPTS	1	1				
750.157N1	Financial Transaction Device - Steal/Retain w/o Consent	4 ATTEMPTS	984	155	289	386	151	3
750.157N2	Financial Transaction Device - Possess Fraudulent One	4 ATTEMPTS	67	3	19	32	12	1
750.157P	Financial Transaction Device - Possess w/ Intent to Use/Sell	4 ATTEMPTS	118	20	25	64	9	
750.157Q	Financial Transaction Device - Illegal Sale/Use	4 ATTEMPTS	10		1	5	4	
750.157R	Financial Transaction Device - Forge/Alter/Counterfeit	4 ATTEMPTS	116	28	23	37	27	1
750.157S1B1	Financial Transaction Device - Use Revoked/Cancelled, \$100-<\$500	1 ATTEMPTS	12		5	7		
750.157S1C	Financial Transaction Device - Obtain Goods \$500 or More	2 ATTEMPTS	338	70	92	126	48	2
750.157U	Financial Transaction Device - Overcharge	4 ATTEMPTS	40		6	27	7	
750.157V	Financial Transaction Device - False ID	4 ATTEMPTS	9	1	1	5	2	
750.157W	Financial Trans. Device - Fraud Withdraw/Transfer	10 ATTEMPTS	1				1	
750.157W1A	Financial Trans. Device - Fraud Withdraw/Transfer, <\$200	MISD ATTEMPTS	5		3	1	1	
750.157W1B1	Financial Trans. Device - Fraud Withdraw/Transfer, \$200 - <\$1K	1 ATTEMPTS	2		1		1	
750.157W1C1	Financial Trans. Device - Fraud Withdraw/Transfer, \$1K - <\$20K	5 ATTEMPTS	8	3	1		4	
750.158	Sodomy	15 ATTEMPTS	1	1	1	1		
750.159I1	Criminal Enterprise - Conduct	20 ATTEMPTS	2				1	
			44	30	2	10	2	
			4	3			1	

NOTE: Be sure to check for related offense codes when examining a particular type of crime. They may or may not be in sequential order or even on the same page. Offenders may have multiple dispositions.

# 2014 Criminal Court Dispositions by Offense and Type of Disposition — All Offenses

Page 14 of 33

			DISPOSITIONS					
Compiled Laws	Offense	Max. Penalty	Total	Prison <sup>1</sup>	Jail	Jail/ Probation <sup>2</sup>	Probation <sup>2</sup>	Other <sup>3</sup>
GRAND TOTAL			74,215	19,262	16,801	24,053	13,361	738
%				26%	23%	32%	18%	1%
VIOLATIONS			68,175	18,631	15,297	22,097	11,495	655
ATTEMPTS			6,040	631	1,504	1,956	1,866	83
750.15912	Criminal Enterprise - Acquire/Maintain	20	3	3				
	ATTEMPTS							
750.15914-A	Criminal Enterprise - Conspiracy	20	7	5		1	1	
	ATTEMPTS							
750.160	Dead Bodies - Disinterment and Mutilation	10	17	17				
	ATTEMPTS							
750.161	Desertion/Abandon/Non-Support	3	29	6	3	14	6	
	ATTEMPTS							
750.165	Child Support - Fail to Pay	4	1,151	40	216	430	462	3
	ATTEMPTS		128	5	18	59	44	2
750.167	Disorderly Person	MISD	14		5	4	5	
	ATTEMPTS							
750.1671A	Disorderly Person - Non-Support	MISD	3		2		1	
	ATTEMPTS							
750.1671B	Disorderly Person - Common Prostitute	MISD	1		1			
	ATTEMPTS							
750.1671DB	Disorderly Person - Illegal Occupation	MISD	1		1			
	ATTEMPTS							
750.1671E	Disorderly Person - Drunk	MISD	37		20	8	9	
	ATTEMPTS		3		2			1
750.1671F	Disorderly Person - Obscene Conduct	MISD	3		1		2	
	ATTEMPTS							
750.1671G	Disorderly Person - Vagrancy	MISD	1			1		
	ATTEMPTS							
750.1671H	Disorderly Person - Begging	MISD	1				1	
	ATTEMPTS							
750.1671J	Disorderly Person - Loitering about	MISD	4		3	1		
	ATTEMPTS		1				1	
750.1671L	Disorderly Person - Jostling	MISD	12		3	2	7	
	ATTEMPTS							
750.167D	Disrupting a Funeral, Memorial Service or Burial	2	2			1	1	
	ATTEMPTS							
750.170	Disturbing the Peace	MISD	71		31	12	26	2
	ATTEMPTS							
750.174-B	Embezzlement - Agent or Trustee, Over \$100	10	3	2	1			
	ATTEMPTS							
750.1742	Embezzlement - Less Than \$200	MISD	7		3	3	1	
	ATTEMPTS							
750.1743A	Embezzle - Agent or Trustee \$200 - <\$1K	1	60		15	15	23	7
	ATTEMPTS		1			1		
750.1743C	Embezzle - <\$200 from Non-Profit or Charity	1	2			1		1
	ATTEMPTS							
750.1744A	Embezzle - Agent or Trustee, \$1K - <\$20K	5	314	17	30	152	112	3
	ATTEMPTS		55	1	10	21	22	1
750.1744B	Embezzle - Agent or Trustee, \$200 - <\$1K - 2nd+ Offense	5	1			1		
	ATTEMPTS							
750.1744C	Embezzle - \$200 - <\$1K from Non-Profit or Charity	5	3		1	2		
	ATTEMPTS							

NOTE: Be sure to check for related offense codes when examining a particular type of crime. They may or may not be in sequential order or even on the same page. Offenders may have multiple dispositions.



# 2014 Criminal Court Dispositions by Offense and Type of Disposition — All Offenses

Page 15 of 33

			DISPOSITIONS					
Compiled Laws	Offense	Max. Penalty	Total	Prison <sup>1</sup>	Jail	Jail/ Probation <sup>2</sup>	Probation <sup>2</sup>	Other <sup>3</sup>
GRAND TOTAL		%	74,215	19,262	16,801	24,053	13,361	738
VIOLATIONS			68,175	18,631	15,297	22,097	11,495	655
ATTEMPTS			6,040	631	1,504	1,956	1,866	83
750.1745A	Embezzle - Agent or Trustee, \$20K - <\$50K	10 ATTEMPTS	39	6	1	22	10	
750.1745C	Embezzle - \$1K - <\$20K from Non-Profit or Charity	10 ATTEMPTS	7			5	2	
750.1746	Embezzle - \$50K - <\$100K	15 ATTEMPTS	15		1	8	6	
750.1747	Embezzlement - \$100K or More	15 ATTEMPTS	2			1	1	
750.174A3A	Embezzlement - From Vulnerable Adult, \$200 - <\$1K	1 ATTEMPTS	25	5		15	5	
750.174A4A	Embezzlement - From Vulnerable Adult, \$1K - <\$20K	5 ATTEMPTS	22	10		9	3	
750.174A5A	Embezzlement - From Vulnerable Adult, \$20K or More	10 ATTEMPTS	8		2	5	1	
750.174A6A	Embezzlement - From Vulnerable Adult, \$50K - <\$100K	15 ATTEMPTS	32	5	3	20	4	
750.175	Embezzle - Public Official, Over \$50	10 ATTEMPTS	6		2	4		
750.1783-A	Embezzle - Mortgaged/Leased Property, \$1K - <\$20K	5 ATTEMPTS	7	1		3	3	
750.180	Embezzle - Financial Institutions	20 ATTEMPTS	1			1		
750.1814A	Embezzle - Jointly Held Property, \$1K - <\$20K	5 ATTEMPTS	4				2	
750.186A	Escape - Juvenile Facility	4 ATTEMPTS	12	1		5	5	1
750.193	Escape - Prison	5 ATTEMPTS	1		1			
750.1951	Escape - From Misdemeanor Jail Sentence	2 ATTEMPTS	4			2	2	
750.1952	Escape - From Felony Jail Sentence	4 ATTEMPTS	2			1	1	
750.1971	Escape - Awaiting Trial for Misdemeanor	2 ATTEMPTS	1				1	
750.1972	Escape - Awaiting Trial for Felony	4 ATTEMPTS	6		3	2	1	
750.197A	Escape - Lawful Custody	1 ATTEMPTS	3	1	1	1		
750.197C-A	Assault of Prison Employee	4 ATTEMPTS	5	3	1	1		
750.197C-B	Escape - From Jail Through Violence	4 ATTEMPTS	1					
750.1992	Harboring Misdemeanants	MISD ATTEMPTS	13					
750.1993	Harboring Felons	4 ATTEMPTS	2		1		1	
750.199A	Bond - Abscond or Forfeit	4 ATTEMPTS	7		3	3	1	
			4		1	2		1
			66	22	22	20	2	
			21	4	9	7	1	

NOTE: Be sure to check for related offense codes when examining a particular type of crime. They may or may not be in sequential order or even on the same page. Offenders may have multiple dispositions.

# 2014 Criminal Court Dispositions by Offense and Type of Disposition — All Offenses

Page 16 of 33

			DISPOSITIONS					
Compiled Laws	Offense	Max. Penalty	Total	Prison <sup>1</sup>	Jail	Jail/ Probation <sup>2</sup>	Probation <sup>2</sup>	Other <sup>3</sup>
GRAND TOTAL			74,215	19,262	16,801	24,053	13,361	738
%				26%	23%	32%	18%	1%
VIOLATIONS			68,175	18,631	15,297	22,097	11,495	655
ATTEMPTS			6,040	631	1,504	1,956	1,866	83
750.200J1A-A	Harmful Devices - Imitation - Unlawful Possession or Use	5 ATTEMPTS	2		1	1		
750.2042B	Explosives - Send w/ Intent Injure/ Destroy, Cause Prop. Damage	20 ATTEMPTS	3	2			1	
750.2072A	Explosives - Place Near Property	15 ATTEMPTS	1			1		
750.2072B	Explosives - Place Near Property Cause Property Damage	20 ATTEMPTS	2			2		
750.209-B	Explosives - Place w/ Intent to Alarm	5 ATTEMPTS	4			2	2	
750.2102A	Explosives - Possess Bomb w/ Unlawful Intent	15 ATTEMPTS	1	1				
750.211A2A	Explosives - Mfg/Possess Explosive/ Other w/ Malicious Intent	15 ATTEMPTS	1	1		1		
750.211A2A-A	Explosives - Mfg/Possess Molotov Cocktail	4 ATTEMPTS	4	1		2	1	
750.213	Extortion	20 ATTEMPTS	7	6		1		
750.215	False Personation of Public Officer	MISD ATTEMPTS	4	1	1		2	
750.2153	Impersonate Peace Officer to Commit Crime	4 ATTEMPTS	3		1	1	1	
750.216A	Law Enforcement Badges - Unlawful Possession	MISD ATTEMPTS	7	4		2	1	
750.217	Obstruct Officer By Disguise	1 ATTEMPTS	1		1			
750.217B	False Personation - Utility Worker	2 ATTEMPTS	1	1				
750.217F	Impersonate Firefighter/ Emergency Medical Personnel	2 ATTEMPTS	3			1	2	
750.218	False Pretenses w/ Intent to Defraud	10 ATTEMPTS	1		1			
750.2183	False Pretenses - Less Than \$200	MISD ATTEMPTS	8		1	2	4	1
750.2183A	False Pretenses - \$200 - <\$1K	1 ATTEMPTS	52		15	18	16	3
750.2184A	False Pretenses - \$1K - <\$20K	5 ATTEMPTS	1					1
750.2184B	False Pretenses - \$200 - <\$1K - 2nd+ Offense	5 ATTEMPTS	173	50	35	56	30	2
750.2185A	False Pretenses - \$20K or More	10 ATTEMPTS	30	5	7	9	7	2
750.2186A	False Pretenses - \$5K - <\$100K	15 ATTEMPTS	2	2				
750.219E	Financial Institution - Unauthorized Credit Application	4 ATTEMPTS	28	11	2	7	8	
750.220	False Statement - Credit Application	MISD ATTEMPTS	5	2	1	2		
			2	1			1	
			1		1			
			2		1	1		

NOTE: Be sure to check for related offense codes when examining a particular type of crime. They may or may not be in sequential order or even on the same page. Offenders may have multiple dispositions.

# 2014 Criminal Court Dispositions by Offense and Type of Disposition — All Offenses

Page 17 of 33

			DISPOSITIONS					
Compiled Laws	Offense	Max. Penalty	Total	Prison <sup>1</sup>	Jail	Jail/ Probation <sup>2</sup>	Probation <sup>2</sup>	Other <sup>3</sup>
GRAND TOTAL		%	74,215	19,262	16,801	24,053	13,361	738
VIOLATIONS			68,175	18,631	15,297	22,097	11,495	655
ATTEMPTS			6,040	631	1,504	1,956	1,866	83
750.2241-A	Weapons - Dangerous Weapon, Misc.	5 ATTEMPTS	65	9	16	28	11	1
750.2241-B	Weapons - Dangerous Weapon, Gas Ejecting Device	5 ATTEMPTS	19	1	6	6	5	1
750.224A	Weapons - Taser, Possession or Sale	4 ATTEMPTS	5			4	1	
750.224A6	Weapons - Taser, Improper Use Against Another Person	2 ATTEMPTS	50	4	7	23	15	1
750.224B	Weapons - Firearms, Short-Barrel Shotgun/Rifle	5 ATTEMPTS	12		4	1	6	1
750.224D2	Weapons - Dangerous Weapon, Self-Defense Spray	2 ATTEMPTS	2		1			1
750.224F	Weapons - Firearms, Possession by Felon	5 ATTEMPTS	51	11	10	12	17	1
750.224F6	Weapons - Ammunition - Possession by Felon	5 ATTEMPTS	1				1	
750.226	Weapons - Dangerous Weapon, Carry w/ Unlawful Intent	5 ATTEMPTS	4			3	1	
750.226A	Weapons - Switchblade, Possession or Sale	1 ATTEMPTS	1				1	
750.227	Weapons - Carry Concealed	5 ATTEMPTS	884	511	114	144	108	7
750.227A	Weapons - Firearms - Unlawful Possession by Security Guard	4 ATTEMPTS	27	2	15	8	2	
750.227B	Weapons - Felony Firearm	10 ATTEMPTS	5	3	2			
750.227B-A	Weapons - Felony Firearm	2 ATTEMPTS	98	51	8	25	13	1
750.227B-B	Weapons - Felony Firearm - 2nd Offense	5 ATTEMPTS	6			3	3	
750.227B-C	Weapons - Felony Firearm - 3rd Offense	10 ATTEMPTS	39		14	14	7	4
750.227C	Weapons - Firearms, Possess Loaded in Vehicle	2 ATTEMPTS	1,490	349	253	426	455	7
750.227D	Weapons - Firearms, Improper Possession in Vehicle	MISD ATTEMPTS	730	28	112	82	503	5
750.227F	Body Armor - Wear During Violent Crime	4 ATTEMPTS	1		1			
750.227G9A	Weapons - Body Armor - Possess/Use by Violent Felon	4 ATTEMPTS	1				1	
750.228	Weapons - Firearms, Safety Inspection Violation [Repealed]	MISD ATTEMPTS	1,600	1,542	8	13	32	5
750.230	Weapons - Firearms, Alter ID Marks	2 ATTEMPTS	3			1	1	1
750.232	Weapons - PawnBroker Accepting Pistols	MISD ATTEMPTS	157	156			1	
750.232A1	Weapons - Firearms - Purchasing w/o License	MISD ATTEMPTS	10	10				
			73	3	15	33	20	2
			11		1	4	5	1
			13		5	5	2	1
			2	1	1			
			1	1				
			1		1			
			5		2	3		
			2			2		
			1				1	
			114		6	3	105	
			1				1	

NOTE: Be sure to check for related offense codes when examining a particular type of crime. They may or may not be in sequential order or even on the same page. Offenders may have multiple dispositions.

# 2014 Criminal Court Dispositions by Offense and Type of Disposition — All Offenses

Page 18 of 33

			DISPOSITIONS					
Compiled Laws	Offense	Max. Penalty	Total	Prison <sup>1</sup>	Jail	Jail/ Probation <sup>2</sup>	Probation <sup>2</sup>	Other <sup>3</sup>
GRAND TOTAL			74,215	19,262	16,801	24,053	13,361	738
%				26%	23%	32%	18%	1%
VIOLATIONS			68,175	18,631	15,297	22,097	11,495	655
ATTEMPTS			6,040	631	1,504	1,956	1,866	83
750.233	Weapons - Firearms, Aim w/o Malice	MISD ATTEMPTS	3			1	1	1
750.234	Weapons - Firearms, Discharge/Aim w/o Malice and Injury	1 ATTEMPTS	8		2	4	2	
750.234A	Weapons - Firearms, Discharge from Vehicle	4 ATTEMPTS	21	15		3	3	
750.234B	Weapons - Firearms, Discharge in/at Bldg.	4 ATTEMPTS	1		1			
750.234C	Weapons - Firearms, Discharge at Emergency/Police Vehicle	4 ATTEMPTS	82	48	6	17	11	
750.234D	Weapons - Firearms, Possess on Restricted Premises	MISD ATTEMPTS	3			3		
750.234E	Weapons - Firearms - Brandishing in Public	MISD ATTEMPTS	1		1			
750.234F	Weapons - Firearms - Possession by Minor in Public	MISD ATTEMPTS	2		1		1	
750.237	Weapons - Firearms - Under the Influence Causing Serious Impairment	MISD ATTEMPTS	26	1	9	2	14	
750.237A	Weapons - Firearms, Discharge OUIL Cause Death	5 ATTEMPTS	1		1			
750.237A1	Weapon - Free School Zones, General Felony Violations	5 ATTEMPTS	46		25	12	7	2
750.237A2	Weapon - Free School Zones, General Misdemeanor	15 ATTEMPTS	1	1				
750.240	Willfully Raise False Fire Alarm	1 ATTEMPTS	6	1	1	1	3	
750.248	Forgery	14 ATTEMPTS	4		2		2	
750.248A	Financial Transaction Device - Utter & Publish	4 ATTEMPTS	1		1			
750.248B	Forgery of a Document Affecting Real Property	14 ATTEMPTS	2			1		
750.249	Utter & Publish	14 ATTEMPTS	1,342	203	389	499	249	2
750.250	Forge State Warrant	7 ATTEMPTS	218	17	68	84	46	3
750.251	Forge Bank Bills/Promissory Notes	7 ATTEMPTS	2	2				
750.252	Utter & Publish - Possess Counterfeit Note w/ Intent	7 ATTEMPTS	3	1		2		
750.253	Utter & Publish - Counterfeit Bills/Notes	5 ATTEMPTS	5		2	2	1	
750.254	Utter & Publish - Possess Counterfeit Bank/State/Bills	5 ATTEMPTS	73	5	20	27	21	
750.255	Counterfeiting - Possess Tools	10 ATTEMPTS	5			3	2	
750.260	Counterfeiting - Coins/Possess 5 or more	LIFE ATTEMPTS	12	2	2	5	3	
			1			2		
			3				1	
							3	

NOTE: Be sure to check for related offense codes when examining a particular type of crime. They may or may not be in sequential order or even on the same page. Offenders may have multiple dispositions.

# 2014 Criminal Court Dispositions by Offense and Type of Disposition — All Offenses

Page 19 of 33

			DISPOSITIONS					
Compiled Laws	Offense	Max. Penalty	Total	Prison <sup>1</sup>	Jail	Jail/ Probation <sup>2</sup>	Probation <sup>2</sup>	Other <sup>3</sup>
	GRAND TOTAL	%	74,215	19,262	16,801	24,053	13,361	738
	VIOLETIONS		68,175	26%	23%	32%	18%	1%
	ATTEMPTS		6,040	18,631	15,297	22,097	11,495	655
				631	1,504	1,956	1,866	83
750.261	Counterfeiting - Coins/Possess	10	10		3	5	2	
	Less than 5	ATTEMPTS	2		1	1		
750.2632	Counterfeiting - Deliver/Possess w/	1	1				1	
	False ID Mark	ATTEMPTS	1			1		
750.2633	Counterfeiting - Deliver/Possess w/	5	2			1	1	
	False ID Mark - Felony	ATTEMPTS	1			1		
750.264	Counterfeiting - Possession of Counterfeit	MISD	1					1
	Marks	ATTEMPTS						
750.273	Fraud - Obtain Signature to	10	1			1		
	Financial Document	ATTEMPTS	1			1		
750.280	Fraud - Common Law	10	2	1	1			
		ATTEMPTS						
750.282-B	Public Utility - Fraudulent Use,	4	8		1		7	
	Over \$500	ATTEMPTS						
750.282B	Public Utility - Fraudulent Use,	4	17	1		6	10	
	Over \$500	ATTEMPTS	1			1		
750.292	Innkeeper - Defrauding	4	2		1	1		
		ATTEMPTS						
750.300A1A	Food Stamps - Fraud, \$250 or Less	10	1			1		
		ATTEMPTS						
750.300A1B	Food Stamps - Fraud, Greater	5	11	2	1	4	4	
	than \$250-<\$1K	ATTEMPTS	1		1			
750.300A1C	Food Stamps - Fraud Over \$1K	10	1				1	
		ATTEMPTS	3		1	2		
750.302-A	Gambling House - Keeping	MISD	4		1	2	1	
		ATTEMPTS						
750.303-B	Gambling House - Permit for	2	1				1	
	Gain	ATTEMPTS						
750.316	Homicide	LIFE	11	11				
		ATTEMPTS						
750.316-A	Homicide - Murder 1st Degree,	LIFE	79	79				
	Premeditated	ATTEMPTS						
750.316-B	Homicide - Felony Murder	LIFE	61	61				
		ATTEMPTS						
750.316-C	Homicide - Open Murder,	LIFE	16	16				
	Statutory Short Form	ATTEMPTS						
750.316-D	Homicide - Murder of Peace/	LIFE	1	1				
	Corrections Officer	ATTEMPTS						
750.317	Homicide - Murder 2nd Degree	LIFE	228	228				
		ATTEMPTS						
750.317A	Deliver Controlled Substance	LIFE	9	9				
	Cause Death	ATTEMPTS						
750.321	Homicide - Manslaughter	15	17	17				
		ATTEMPTS						
750.321-A	Homicide - Manslaughter,	15	27	23	3	1		
	Statutory Short Form	ATTEMPTS						
750.321-C	Homicide - Manslaughter,	15	33	23	1	2	7	
	Involuntary	ATTEMPTS	1	1				

NOTE: Be sure to check for related offense codes when examining a particular type of crime. They may or may not be in sequential order or even on the same page. Offenders may have multiple dispositions.

# 2014 Criminal Court Dispositions by Offense and Type of Disposition — All Offenses

Page 20 of 33

			DISPOSITIONS					
Compiled Laws	Offense	Max. Penalty	Total	Prison <sup>1</sup>	Jail	Jail/ Probation <sup>2</sup>	Probation <sup>2</sup>	Other <sup>3</sup>
GRAND TOTAL			74,215	19,262	16,801	24,053	13,361	738
%				26%	23%	32%	18%	1%
VIOLATIONS			68,175	18,631	15,297	22,097	11,495	655
ATTEMPTS			6,040	631	1,504	1,956	1,866	83
750.321-E	Homicide - Manslaughter w/ Motor Vehicle	15 ATTEMPTS	11	10			1	
750.324	Homicide - Negligent Homicide	2 ATTEMPTS	2		1	1		
750.329	Homicide - Manslaughter, Death w/ Weapon, Aim w/o Malice	15 ATTEMPTS	5	5				
750.335A	Indecent Exposure (Sexually Delinquent Person)	1 ATTEMPTS	30 1		12 1	7	9	2
750.335A2B	Aggravated Indecent Exposure	2 ATTEMPTS	87 1	30	16	27 1	13	1
750.335A2C	Indecent Exposure by Sexually Delinquent Person	LIFE ATTEMPTS	22	17		4	1	
750.338	Gross Indecency Between Males, Commit/Procure	5 ATTEMPTS	3 5			1 1	2 2	
750.338A	Gross Indecency Between Females, Commit/Procure	5 ATTEMPTS	1 1		1 1			
750.338B	Gross Indecency Between Male & Female, Commit/Procure	5 ATTEMPTS	23 5	10	4 4	6 1	3	
750.349	Kidnapping	LIFE ATTEMPTS	22 2	22 2				
750.349B	Unlawful Imprisonment	15 ATTEMPTS	123 11	111 3		7 5	4	1
750.350	Kidnapping - Child Enticement	LIFE ATTEMPTS	3 1	3 1				
750.350A1	Kidnapping - Custodial Interference	1 ATTEMPTS	12 1	1		8	3 1	
750.356	Larceny	10 ATTEMPTS	2 1		2			
750.356-A	Larceny - Over \$100 (obsolete)	5 ATTEMPTS	1		1			
750.3562A	Larceny - \$20K or More	10 ATTEMPTS	25 6	12 1	2 1	5 1	6 3	
750.3562B	Larceny - \$1K - <\$20K - 3rd+ Offense	10 ATTEMPTS	1 1				1 1	
750.3563A	Larceny - \$1K - <\$20K	5 ATTEMPTS	316 34	85 3	61 6	120 15	49 10	1
750.3563B	Larceny - \$200 - <\$1K - 2nd+ Offense	5 ATTEMPTS	16 1	8	3 1	5		
750.3564A	Larceny - \$200 - < \$1K	1 ATTEMPTS	197 5		86 2	45 1	55 1	11
750.3565	Larceny - Less Than \$200	MISD ATTEMPTS	94 1	2	46	20 1	22	4
750.356A	Larceny - From Motor Vehicle	10 ATTEMPTS	5 3	1	1	3		
750.356A-A	Larceny - From Motor Vehicle	5 ATTEMPTS	3	3			1	
750.356A1	Larceny - From Motor Vehicle	5 ATTEMPTS	584 66	95 5	181 23	241 26	67 12	

NOTE: Be sure to check for related offense codes when examining a particular type of crime. They may or may not be in sequential order or even on the same page. Offenders may have multiple dispositions.

# 2014 Criminal Court Dispositions by Offense and Type of Disposition — All Offenses

Page 21 of 33

			DISPOSITIONS					
Compiled Laws	Offense	Max. Penalty	Total	Prison <sup>1</sup>	Jail	Jail/ Probation <sup>2</sup>	Probation <sup>2</sup>	Other <sup>3</sup>
GRAND TOTAL			74,215	19,262	16,801	24,053	13,361	738
%				26%	23%	32%	18%	1%
VIOLATIONS			68,175	18,631	15,297	22,097	11,495	655
ATTEMPTS			6,040	631	1,504	1,956	1,866	83
750.356A2A	Breaking & Entering - Vehicle/Semi-Trailer/House Trailer, <\$200	MISD ATTEMPTS	95 3	1	56 2	27	9	2 1
750.356A2B1	Breaking & Entering - Vehicle/Semi-Trailer/House Trailer, \$200 - <\$1K	1 ATTEMPTS	26		12	10	3	1
750.356A2B2	Breaking & Entering - Vehicle/Semi-Trailer/House Trailer - 2nd+ Offense	1 ATTEMPTS	5		5			
750.356A2C1	Breaking & Entering - Vehicle/Semi-Trailer/House Trailer, \$1K - <\$20K	5 ATTEMPTS	26 2	5	4 2	13	4	
750.356A2C2	Breaking & Entering - Vehicle/Semi-Trailer/House Trailer, \$200-<\$1K - 2nd+Ofns	5 ATTEMPTS	4	3		1		
750.356A2D2	Breaking & Entering - Vehicle/Semi-Trailer/House Trailer, \$1K-<\$20K - 2nd+Ofns	10 ATTEMPTS	1			1		
750.356A3	Breaking & Entering - Vehicle Semi-Trailer/House Trailer, w/ Damage	5 ATTEMPTS	153 13	47 1	28 3	55 5	23 4	
750.356B	Breaking & Entering - Coin Telephone	4 ATTEMPTS	1					1
750.356C	Retail Fraud - 1st Degree	5 ATTEMPTS	1,373 84	491 7	314 36	408 24	153 17	7
750.356D	Retail Fraud - 2nd Degree	1 ATTEMPTS	210 5	4	108 3	47 2	46	5
750.356D4	Retail Fraud - 3rd Degree	MISD ATTEMPTS	84 1	3	49	18	12 1	2
750.357	Larceny from Person	10 ATTEMPTS	326 45	114 10	61 11	91 16	58 8	2
750.357A	Larceny of Livestock	4 ATTEMPTS	13	1	8	4		
750.357B	Weapons - Firearms - Larceny	5 ATTEMPTS	203 7	70 1	40 1	69 3	24 2	
750.359	Larceny - From Vacant Building	MISD ATTEMPTS	7		1	2	2	2
750.360	Larceny in Building	4 ATTEMPTS	2,021 405	378 19	541 129	785 165	316 87	1 5
750.360A2A	Theft Detection Device - Deactivate/Remove	MISD ATTEMPTS	32		20	8	3	1
750.360A2B	Theft Detection Device - Deactivate/Remove - 2nd Offense	4 ATTEMPTS	1		1			
750.361	Trains - Steal/Maliciously Remove Parts	2 ATTEMPTS	1		1			
750.362	Larceny by Conversion	10 ATTEMPTS	2	2				
750.3622A	Larceny by Conversion, \$20K or More	10 ATTEMPTS	22	9	1	6	6	
750.3623A	Larceny by Conversion, \$1K - <\$20K	5 ATTEMPTS	86 14	19 1	16 4	38 6	13 3	
750.3623B	Larceny by Conversion, \$200 - <\$1K - 2nd+ Offense	5 ATTEMPTS	2			1	1	
750.3624A	Larceny by False Personation, \$200 - <\$1K	MISD ATTEMPTS	21		9	7	5	

NOTE: Be sure to check for related offense codes when examining a particular type of crime. They may or may not be in sequential order or even on the same page. Offenders may have multiple dispositions.

# 2014 Criminal Court Dispositions by Offense and Type of Disposition — All Offenses

Page 22 of 33

			DISPOSITIONS					
Compiled Laws	Offense	Max. Penalty	Total	Prison <sup>1</sup>	Jail	Jail/ Probation <sup>2</sup>	Probation <sup>2</sup>	Other <sup>3</sup>
	GRAND TOTAL	%	74,215	19,262	16,801	24,053	13,361	738
	VIOLETIONS		68,175	26%	23%	32%	18%	1%
	ATTEMPTS		6,040	18,631	15,297	22,097	11,495	655
				631	1,504	1,956	1,866	83
750.3625	Larceny by Conversion, Less than \$200	MISD ATTEMPTS	6		4			2
750.362A2A	Fail to Return Rented Property, \$20K or More	10 ATTEMPTS	7			1	6	
750.362A3A	Fail to Return Rented Property, \$1K - <\$20K	5 ATTEMPTS	21	1	8	7	5	
750.362A4A	Failure to Return Rented Property - 1 Year Misd.	MISD ATTEMPTS	4		2	1	1	
750.362A5	Failure to Return Rented Property - 93 Day Misd.	MISD ATTEMPTS	5				4	1
750.362AA	Fail to Return Rented Property, Over \$100 (Obsolete)	MISD ATTEMPTS	1		1			
750.3634A	Larceny by False Personation, \$200 - <\$1K	MISD ATTEMPTS	1				1	
750.3635	Larceny by False Personation, <\$200	MISD ATTEMPTS	2		1		1	
750.365	Larceny from Car or Person Injured In Train Accident	MISD ATTEMPTS	4		2	2		
750.377A1A1	Malicious Destruction Pers. Prop., \$20K Or More	20 ATTEMPTS	1	1				
750.377A1B1	Malicious Destruction Pers. Prop., \$1K - <\$20K	10 ATTEMPTS	5	5				
750.377A1B2	Malicious Destruction Pers. Prop., \$200 - <\$1K - 2nd+ Offense	5 ATTEMPTS	218	30	37	88	61	2
750.377A1C1	Malicious Destruction Pers. Prop., \$200 - <\$1K	5 ATTEMPTS	24		11	5	8	
750.377A1C2	Malicious Destruction Pers. Prop., Under \$200 - 2nd Offense	5 ATTEMPTS	3	2		1		
750.377A1D	Malicious Destruction Pers. Prop., Under \$200	1 ATTEMPTS	139	1	54	39	37	8
750.377B	Malicious Destruction Fire/Police Property	MISD ATTEMPTS	1		1			
750.3802A	Malicious Destruction of Bldg., \$20K or More	MISD ATTEMPTS	65		34	20	10	1
750.3803A	Malicious Destruction of Bldg., \$1K - <\$20K	4 ATTEMPTS	1				1	
750.3804A	Malicious Destruction of Bldg., \$200 - <\$1K	4 ATTEMPTS	157	50	30	51	25	1
750.3805	Malicious Destruction of Bldg., <\$200	10 ATTEMPTS	34	2	14	10	8	
750.380A	Malicious Destruction of Bldg., Over \$100 (Obsolete)	5 ATTEMPTS	5	4		1		
750.381	Malicious Destruction of Bldg., Gates/Fences	1 ATTEMPTS	1			1		
750.3821A	Malicious Destruction of Property - Trees, Shrubs, Crops, Grass, Soil	1 ATTEMPTS	99	32	14	28	25	
750.3821B1	Mal. Destr. Trees/Shrubs/etc.	1 ATTEMPTS	15	1	1	3	10	
			73	2	31	12	28	
			1				1	
			57		37	11	8	1
			1				1	
			2		2			
			2		1	1		
			2		1	1		
			2		2			

NOTE: Be sure to check for related offense codes when examining a particular type of crime. They may or may not be in sequential order or even on the same page. Offenders may have multiple dispositions.



# 2014 Criminal Court Dispositions by Offense and Type of Disposition — All Offenses

Page 23 of 33

			DISPOSITIONS					
Compiled Laws	Offense	Max. Penalty	Total	Prison <sup>1</sup>	Jail	Jail/ Probation <sup>2</sup>	Probation <sup>2</sup>	Other <sup>3</sup>
GRAND TOTAL			74,215	19,262	16,801	24,053	13,361	738
%				26%	23%	32%	18%	1%
VIOLATIONS			68,175	18,631	15,297	22,097	11,495	655
ATTEMPTS			6,040	631	1,504	1,956	1,866	83
750.3821C1	Mal. Destr. Trees/Shrubs/etc. \$1K - <\$20K	5 ATTEMPTS	7 1		2	2 1	2	1
750.383A	Malicious Destruction of Prop., Utility Prop.	4 ATTEMPTS	37 8	4	3 1	8 3	22 4	
750.3874A	Malicious Destruction of Tombs/ Memorials	MISD ATTEMPTS	1		1			
750.3875A	Malicious Destruction of Tombs/ Memorials, \$1K - <\$20K	5 ATTEMPTS	2	1			1	
750.394	Throw Objects at Trains/Cars	15 ATTEMPTS	2					2
750.3942C	Throw Objects at Trains/Cars, Causing Injury	4 ATTEMPTS	1				1	
750.397	Mayhem	10 ATTEMPTS	1	1				
750.397A	Food - Place Harmful Objects In	10 ATTEMPTS	1		1			
750.411A1A	False Report of Misdemeanor	MISD ATTEMPTS	22		8	4	8	2
750.411A1B	False Report of Felony	4 ATTEMPTS	148 37	13 1	30 12	62 13	40 11	3
750.411A3A	False Report/Threat of Bomb/ Harmful Device	4 ATTEMPTS	19 1	5	1	8 1	5	
750.411H	Stalking	1 ATTEMPTS	54	1	21	13	19	
750.411H2B	Stalking a Minor	5 ATTEMPTS	5 1	2		2 1	1	
750.411I	Stalking - Aggravated	5 ATTEMPTS	169 12	58 1	23 3	65 5	21 3	2
750.411I2B	Stalking a Minor - Aggravated	10 ATTEMPTS	1				1	
750.411L	Money Laundering - 4th Degree	2 ATTEMPTS	2				2	
750.411N	Money Laundering - 2nd Degree	10 ATTEMPTS	1			1		
750.411S2A	Unlawful Posting Message	2 ATTEMPTS	11 1	1	2 1	5	3	
750.411S2B	Unlawful Posting Message w/ Aggravating Circumstances	5 ATTEMPTS	1	1				
750.411U	Gang Membership - Assoc/Member Commit/Attempt Felony	20 ATTEMPTS	6	6				
750.413	Motor Vehicle - Unlawful Drive Away	5 ATTEMPTS	657 88	237 11	154 29	189 37	75 11	2
750.414	Motor Vehicle - Unlawful Use	2 ATTEMPTS	324 12	30	110 6	123 1	59 4	2 1
750.414-A	Motor Vehicle - Unlawful Use	MISD ATTEMPTS	13		3	4	6	
750.414A	Motor Vehicle - Possess Master Key	MISD ATTEMPTS	4		3		1	

NOTE: Be sure to check for related offense codes when examining a particular type of crime. They may or may not be in sequential order or even on the same page. Offenders may have multiple dispositions.

# 2014 Criminal Court Dispositions by Offense and Type of Disposition — All Offenses

Page 24 of 33

			DISPOSITIONS					
Compiled Laws	Offense	Max. Penalty	Total	Prison <sup>1</sup>	Jail	Jail/ Probation <sup>2</sup>	Probation <sup>2</sup>	Other <sup>3</sup>
	GRAND TOTAL	%	74,215	19,262	16,801	24,053	13,361	738
				26%	23%	32%	18%	1%
	VIOLATIONS		68,175	18,631	15,297	22,097	11,495	655
	ATTEMPTS		6,040	631	1,504	1,956	1,866	83
750.4151	Motor Vehicles - Conceal/Misrep. Identity w/out Intent to Mislead	4 ATTEMPTS	5		1	1	3	
750.4152	Motor Vehicle - Conceal/Misrep. Identity to Mislead	4 ATTEMPTS	16	3	1	5	7	
750.4155	Motor Vehicle - Possess/Deliver - ID Plates or Labels	4 ATTEMPTS	4			3	1	
750.4156	Motor Vehicle - Buy/Receive Part w/ ID Removed/Altered	10 ATTEMPTS	1			1		
750.416	Motor Vehicle - Tampering	MISD ATTEMPTS	2			1	1	
750.422-A	Perjury - Court Proceeding, Capital Crime	LIFE ATTEMPTS	2	2				
750.422-B	Perjury - Court Proceeding	15 ATTEMPTS	8	5		3		
			2			2		
750.423	Perjury - Other Than Court Proceeding	15 ATTEMPTS	2			1	1	
750.424-B	Perjury - Subornation, Court Proceeding	15 ATTEMPTS	1	1				
750.425-B	Perjury - Incite/Procure, Court Proceeding	5 ATTEMPTS	3	3				
			1			1		
750.448	Prostitution - Accost and Solicit	MISD ATTEMPTS	9		8	1		
750.449A	Prostitution - Engaging Services of	MISD ATTEMPTS	2			1	1	
750.451-C	Prostitution - 2nd Offense	MISD ATTEMPTS	1		1			
750.451-D	Prostitution - 3rd+ Offense	2 ATTEMPTS	26	4	18	3	1	
750.452	Prostitution - Keeping House of	5 ATTEMPTS	2			2		
750.455	Prostitution - Pandering	20 ATTEMPTS	1	1				
750.457	Prostitution - Accept Earnings	20 ATTEMPTS	8	4	2	2		
750.459	Prostitution - Transport Female (perhaps compel)	20 ATTEMPTS	2	2				
			2	2				
750.462	Prostitution/Person 16 or Less in House of (perhaps detain)	MISD ATTEMPTS	2			2		
750.462B1	Human Trafficking - Financially Benefitting Causing	10 ATTEMPTS	1	1				
750.462G	Human Trafficking - Recruit Minor, Sexually Abusive Activity	20 ATTEMPTS	1	1				
			3			2	1	
750.462J1A	Human Trafficking - Forced Labor	10 ATTEMPTS	1			1		
750.462J1B	Human Trafficking - Forced Labor Minor/Commercial Sex Act/Serious Injury	20 ATTEMPTS	1	1				
750.474	Medical Marihuana - Improper Transportation in a Vehicle	MISD ATTEMPTS	32		8	9	8	7
			1					1

NOTE: Be sure to check for related offense codes when examining a particular type of crime. They may or may not be in sequential order or even on the same page. Offenders may have multiple dispositions.

# 2014 Criminal Court Dispositions by Offense and Type of Disposition — All Offenses

Page 25 of 33

			DISPOSITIONS					
Compiled Laws	Offense	Max. Penalty	Total	Prison <sup>1</sup>	Jail	Jail/ Probation <sup>2</sup>	Probation <sup>2</sup>	Other <sup>3</sup>
	GRAND TOTAL	%	74,215	19,262	16,801	24,053	13,361	738
	VIOLATIONS		68,175	26%	23%	32%	18%	1%
	ATTEMPTS		6,040	18,631	15,297	22,097	11,495	655
				631	1,504	1,956	1,866	83
750.478	Public Officer - Willfull Neglect of Duty	MISD ATTEMPTS	6			1	5	
750.479	Public Officer - Assault/Obstruct	20 ATTEMPTS	4		3	1		
			1				1	
750.479-B	Police Officer/Public Officer - Resist/Obstruct	2 ATTEMPTS	2	1		1		
			1			1		
750.4792	Public Officer - Assault/Obstruct	2 ATTEMPTS	15	7	4	4		
750.4792A2	Lying to Peace Officer - Serious Misd Investigation	MISD ATTEMPTS	7		5	1		1
750.4792B2	Lying to Peace Officer - 1-4 Year Crime Investigation	MISD ATTEMPTS	9		5	3		1
750.4792C2	Lying to Peace Officer - 4 Year or More Crime Investigation	2 ATTEMPTS	66	8	14	26	17	1
			6		2	2	1	1
750.4792D2	Lying to Peace Officer - Violent Crime Investigation	4 ATTEMPTS	20	8	7	4	1	
			1				1	
750.4793	Public Officer - Assault/Obstruct Cause Injury	4 ATTEMPTS	2	1			1	
750.479A	Police Officer - Flee (Penal Code)	15 ATTEMPTS	1			1		
750.479A2	Police Officer - Flee (Penal Code) 4th Degree	2 ATTEMPTS	78	9	17	26	25	1
			17		5	5	7	
750.479A3	Police Officer - Flee (Penal Code) 3rd Degree	5 ATTEMPTS	155	34	27	55	39	
			15	2	4	5	4	
750.479A4-A	Police Officer - Flee (Penal Code) 2nd Degree	10 ATTEMPTS	7	4		3		
750.479B	Peace Officer - Disarm	10 ATTEMPTS	1		1			
750.479B1	Peace Officer - Disarm Non-Firearm	4 ATTEMPTS	4		1	2	1	
750.479B2	Peace Officer - Disarm Firearm	10 ATTEMPTS	17	3	3	8	3	
			15		5	5	5	
750.483A2A	Interfering w/ Crime Report	MISD ATTEMPTS	2	1			1	
			2		1	1		
750.483A2B	Interfere w/ Crime Report Threat to Kill/Injure	10 ATTEMPTS	1	1				
750.483A4B	Interfere w/ Police Investigation Threat to Kill/Injure	10 ATTEMPTS	19	1	5	10	3	
			4			2	2	
750.483A6A	Tamper w/ Evidence	4 ATTEMPTS	15	10	2	1	2	
750.483A6B	Tamper w/ Evidence - Criminal Case Max >10 yr Term	10 ATTEMPTS	7	1	1	2	3	
750.49-A	Animals - Fighting	4 ATTEMPTS	1			1		
750.49-B	Animals - Attend Fight	4 ATTEMPTS	1				1	
750.49-C	Animals - Fighting, Possess Equipment	4 ATTEMPTS						

NOTE: Be sure to check for related offense codes when examining a particular type of crime. They may or may not be in sequential order or even on the same page. Offenders may have multiple dispositions.

# 2014 Criminal Court Dispositions by Offense and Type of Disposition — All Offenses

Page 26 of 33

			DISPOSITIONS					
Compiled Laws	Offense	Max. Penalty	Total	Prison <sup>1</sup>	Jail	Jail/ Probation <sup>2</sup>	Probation <sup>2</sup>	Other <sup>3</sup>
GRAND TOTAL			74,215	19,262	16,801	24,053	13,361	738
%				26%	23%	32%	18%	1%
VIOLATIONS			68,175	18,631	15,297	22,097	11,495	655
ATTEMPTS			6,040	631	1,504	1,956	1,866	83
750.49-G	Animals - Fighting Dogs Attack	MISD	1		1			
750.492A1A	Medical Records - False Info on Chart by Health Care Provider	4 ATTEMPTS	4	3			1	
750.492A1B	Medical Record - Recklessly Placing False Info - Health Care Provider	MISD ATTEMPTS	7			7		
750.50	Animals - Abandoning/Cruelty	2 ATTEMPTS	1				1	
750.504A	Animals - Abandon/Cruelty to 1 Animal	MISD ATTEMPTS	3		2		1	
750.504B	Animals - Abandon/Cruelty to 2 or 3 Animals	1 ATTEMPTS	4		1		3	
750.504B-A	Animals - Abandon/Cruelty Death to 1 Animal	1 ATTEMPTS	1			1		
750.504C	Animals - Abandon/Cruelty to 4 - 9 Animals	2 ATTEMPTS	11		2	3	6	
750.504D	Animals - Abandon/Cruelty to 10 or More Animals	4 ATTEMPTS	1			2	2	
750.505	Common Law Offenses	5 ATTEMPTS	4	2			2	
750.505-A	Obstruction of Justice	5 ATTEMPTS	1				1	
750.505-B	Accessory After the Fact to Felony	5 ATTEMPTS	31	10	10	7	4	
750.505-C	Common Law Offenses	5 ATTEMPTS	6	1	2	2	1	
750.5082B	Police Radio Receivers/Scanners, Use in Commission of Felony	2 ATTEMPTS	72	17	10	24	21	
750.50B	Animals - Kill/Torture	4 ATTEMPTS	6	1		4	1	
750.50C7	Police Animal - Injure/Harass While Committing Crime	2 ATTEMPTS	8	2	1	2	3	
750.520B	CSC - 1st Degree - Multiple Variables	LIFE ATTEMPTS	2	1	1			
750.520B1A	CSC - 1st Degree - Person Under 13	LIFE ATTEMPTS	27	8	5	10	4	
750.520B1B	CSC - 1st Degree - Relationship	LIFE ATTEMPTS	9	1	2	3	2	1
750.520B1C	CSC - 1st Degree - During Felony	LIFE ATTEMPTS	2	1		1		
750.520B1D	CSC - 1st Degree - Accomplices	LIFE ATTEMPTS	133	133				
750.520B1E	CSC - 1st Degree - Weapon Used	LIFE ATTEMPTS	2	2				
750.520B1F	CSC - 1st Degree - Personal Injury	LIFE ATTEMPTS	103	101		3	1	2
750.520B1G	CSC - 1st Degree - Injury to Incapacitated Victim	LIFE ATTEMPTS	4					
			121	121				
			10	10				
			1	1				
			9	9				
			16	16				
			15	13			2	
			2	1			1	
			1	1				

NOTE: Be sure to check for related offense codes when examining a particular type of crime. They may or may not be in sequential order or even on the same page. Offenders may have multiple dispositions.

# 2014 Criminal Court Dispositions by Offense and Type of Disposition — All Offenses

Page 27 of 33

			DISPOSITIONS					
Compiled Laws	Offense	Max. Penalty	Total	Prison <sup>1</sup>	Jail	Jail/ Probation <sup>2</sup>	Probation <sup>2</sup>	Other <sup>3</sup>
GRAND TOTAL			74,215	19,262	16,801	24,053	13,361	738
%				26%	23%	32%	18%	1%
VIOLATIONS			68,175	18,631	15,297	22,097	11,495	655
ATTEMPTS			6,040	631	1,504	1,956	1,866	83
750.520B1H	CSC - 1st Degree - Mentally Disabled Relationship	LIFE ATTEMPTS	1	1				
750.520B2B	CSC - 1st Degree - Person <13, Defendant 17+ yrs.	LIFE ATTEMPTS	162	159			2	1
750.520B2C	CSC - 1st Degree - Person <13, Defendant 17+ yrs - 2nd Offense	LIFE ATTEMPTS	2	2				
750.520C	CSC - 2nd Degree - Multiple Variables	15 ATTEMPTS	3	3				
750.520C1A	CSC - 2nd Degree - Person Under 13	15 ATTEMPTS	71	55	2	6	7	1
750.520C1B	CSC - 2nd Degree - Relationship	15 ATTEMPTS	9	2		7		
750.520C1C	CSC - 2nd Degree - During Felony	15 ATTEMPTS	191	150	3	27	6	5
750.520C1E	CSC - 2nd Degree - Weapon Used	15 ATTEMPTS	16	5	1	9	1	
750.520C1F	CSC - 2nd Degree - Personal Injury	15 ATTEMPTS	78	64	4	8	2	
750.520C1G	CSC - 2nd Degree - Injury to Incapacitated Victim	15 ATTEMPTS	8	2		6		
750.520C1H	CSC - 2nd Degree - Mentally Disabled Relationship	15 ATTEMPTS	9	5		2	2	
750.520C1K	CSC - 2nd Degree - County Prisoner	15 ATTEMPTS	1			1		
750.520C2B	CSC - 2nd Degree - Person <13, Defendant 17+ yrs.	15 ATTEMPTS	3	3				
750.520D	CSC - 3rd Degree - Multiple Variables	15 ATTEMPTS	14	7	1	4	2	
750.520D1A	CSC - 3rd Degree - Person 13-15	15 ATTEMPTS	3	1		1	1	
750.520D1B	CSC - 3rd Degree - Force/Coercion	15 ATTEMPTS	4	2		2		
750.520D1C	CSC - 3rd Degree - Incapacitated Victim	15 ATTEMPTS	2		1	1		
750.520D1D	CSC - 3rd Degree - Incest	15 ATTEMPTS	2	2				
750.520D1E	CSC - 3rd Degree - Student	15 ATTEMPTS	205	176	3	20	6	
750.520E	CSC - 4th Degree - Multiple Variables	2 ATTEMPTS	11	6	2	3		
750.520E1A	CSC - 4th Degree - Force/Coercion	2 ATTEMPTS	66	61		3	1	1
750.520E1A-A	CSC - 4th Degree - Victim 13-16	2 ATTEMPTS	11	4		5	2	
750.520E1B	CSC - 4th Degree - Incapacitated Victim	2 ATTEMPTS	352	264	10	46	30	2
750.520E1F-A	CSC - 4th Degree - Student	2 ATTEMPTS	82	28	11	36	5	2
			90	89	1			
			8	4	1	2	1	
			8	8				
			5	1	1	3		
			33	33				
			1			1		
			7	7				
			58	12	9	27	10	
			3		1	2		
			172	31	27	73	40	1
			13		7	4	2	
			112	29	19	56	7	1
			2			1	1	
			22	5	4	8	5	
			2		2			
			5	1		4		
			3		3			

NOTE: Be sure to check for related offense codes when examining a particular type of crime. They may or may not be in sequential order or even on the same page. Offenders may have multiple dispositions.

# 2014 Criminal Court Dispositions by Offense and Type of Disposition — All Offenses

Page 28 of 33

			DISPOSITIONS					
Compiled Laws	Offense	Max. Penalty	Total	Prison <sup>1</sup>	Jail	Jail/ Probation <sup>2</sup>	Probation <sup>2</sup>	Other <sup>3</sup>
GRAND TOTAL			74,215	19,262	16,801	24,053	13,361	738
%				26%	23%	32%	18%	1%
VIOLATIONS			68,175	18,631	15,297	22,097	11,495	655
ATTEMPTS			6,040	631	1,504	1,956	1,866	83
750.520E1G	CSC - 4th Degree - Incest	2	17	7		9	1	
	ATTEMPTS		1			1		
750.520G	CSC - Assault w/ Intent to Commit Sexual Penetration	10	1			1		
	ATTEMPTS							
750.520G1	CSC - Assault w/ Intent to Commit Sexual Penetration	10	149	87	9	47	6	
	ATTEMPTS		1				1	
750.520G2	CSC - 2nd Degree Assault	5	58	29	8	17	4	
	ATTEMPTS		1			1		
750.520N	CSC - Tamper w/ Electronic Monitoring Device	2	1		1			
	ATTEMPTS							
750.529	Robbery - Armed	LIFE	751	743	1	1	1	5
	ATTEMPTS		12	5	1	5	1	
750.529-A	Robbery - Armed - Serious Injury	LIFE	3	3				
	ATTEMPTS							
750.529A	Carjacking	LIFE	120	119				1
	ATTEMPTS							
750.530	Robbery - Unarmed	15	616	345	58	121	89	3
	ATTEMPTS		48	11	14	17	6	
750.531-A	Bank Robbery	LIFE	40	30	3	6	1	
	ATTEMPTS		2	1	1			
750.531-B	Safe Breaking	LIFE	23	19	2	1	1	
	ATTEMPTS		12	5		4	3	
750.532	Seduction	5	4		2	2		
	ATTEMPTS							
750.535	Stolen Prop. - Receive & Conceal (Obsolete)	10	1	1				
	ATTEMPTS							
750.5352A	Stolen Prop. - Receive & Conceal, \$20K or More	10	52	16	6	17	13	
	ATTEMPTS		3			2	1	
750.5352B	Stolen Prop. - Receive & Conceal, \$1K - <\$20K - 3rd+ Offense	10	7	1	1	1	4	
	ATTEMPTS		1				1	
750.5353A	Stolen Prop. - Receive & Conceal, \$1K - <\$20K	5	480	154	90	147	88	1
	ATTEMPTS		50	1	21	16	12	
750.5353B	Stolen Prop. - Receive & Conceal, \$200 - <\$1K - 2nd+ Offense	5	5	2		2	1	
	ATTEMPTS		1			1		
750.5354A	Stolen Prop. - Receive & Conceal, \$200 - <\$1K	1	111		52	24	34	1
	ATTEMPTS		1		1			
750.5355	Stolen Prop. - Receive & Conceal, Under \$200	MISD	31		20	8	3	
	ATTEMPTS							
750.5357	Stolen Prop. - Receive & Conceal, Motor Vehicle	5	556	147	108	139	161	1
	ATTEMPTS		53	9	12	11	21	
750.535A	Motor Vehicles - Operate Chop Shop	10	3		2			1
	ATTEMPTS							
750.535A2	Motor Vehicles - Operate Chop Shop	10	36	6	5	13	12	
	ATTEMPTS		2				2	
750.535B	Weapons - Firearms, Receive & Conceal	10	133	48	22	49	13	1
	ATTEMPTS		14	3	4	5	2	
750.539C	Eavesdropping	2	1			1		
	ATTEMPTS							

NOTE: Be sure to check for related offense codes when examining a particular type of crime. They may or may not be in sequential order or even on the same page. Offenders may have multiple dispositions.

# 2014 Criminal Court Dispositions by Offense and Type of Disposition — All Offenses

Page 29 of 33

			DISPOSITIONS					
Compiled Laws	Offense	Max. Penalty	Total	Prison <sup>1</sup>	Jail	Jail/ Probation <sup>2</sup>	Probation <sup>2</sup>	Other <sup>3</sup>
GRAND TOTAL		%	74,215	19,262	16,801	24,053	13,361	738
VIOLATIONS			68,175	18,631	15,297	22,097	11,495	655
ATTEMPTS			6,040	631	1,504	1,956	1,866	83
750.539D	Eavesdropping - Install/Use	2	9	4		3	2	
	ATTEMPTS		1		1			
750.539F	Eavesdropping - Manufac/Possess Device	2	1			1		
	ATTEMPTS							
750.539J2A1	Surveil Unclothed Person	2	14	2	2	5	5	
	ATTEMPTS		2		1		1	
750.539J2A2	Surveil Unclothed Person - 2nd Offense	5	1	1				
	ATTEMPTS							
750.539J2B	Capture/Distribute Image of Unclothed Person	5	22	10	1	8	3	
	ATTEMPTS		2			2		
750.5405A	Interfere w/ Electronic Communications	2	175	42	52	61	20	
	ATTEMPTS		29		12	12	5	
750.5405B	Interfere w/ Electronic Communications, Injury/Death	4	17	7		8	1	1
	ATTEMPTS		2			2		
750.540E	Telecommunications - Malicious Use	MISD	22	2	3	8	8	1
	ATTEMPTS		1		1			
750.543F-A	Terrorism - Life	Life	2	2				
	ATTEMPTS							
750.543M	Terrorism - False Report or Threat	20	14	6		5	3	
	ATTEMPTS		5		1	4		
750.543P	Terrorism - Use of Internet/ Telecomm. to Commit	20	1				1	
	ATTEMPTS							
750.552	Trespass	MISD	27		15	5	6	1
	ATTEMPTS							
750.552B	Trespass - State Correctional Facility	4	1			1		
	ATTEMPTS							
750.552c	Trespass Upon Key Facility	4	7	3	1	1	2	
	ATTEMPTS		1		1			
750.57	Animals - Burial	MISD	1			1		
	ATTEMPTS							
750.66	Animals - Fail to Provide Info to Person Bitten by His/Her Dog	MISD	1		1			
	ATTEMPTS							
750.72	Arson - Dwelling House/ Curtilage	20	12	11		1		
	ATTEMPTS		1			1		
750.72-A	Arson - Dwelling House	20	8	7	1			
	ATTEMPTS		1	1				
750.72-B	Arson - Dwelling House/ Curtilage	20	1	1				
	ATTEMPTS							
750.73	Arson - Real Property	10	14	6	3	4	1	
	ATTEMPTS		5	1	2	1	1	
750.731	Arson - Second Degree	20	34	15	1	14	4	
	ATTEMPTS		5	1	2	2		
750.74	Arson - Personal Property, Over \$50	4	26	10	4	12		
	ATTEMPTS		4		1	2	1	
750.741A	Arson - Personal Property, <\$200	5	2		1		1	
	ATTEMPTS							
750.741B1	Arson - Personal Property, \$200 - <\$1K	1	3		1	1	1	
	ATTEMPTS							

NOTE: Be sure to check for related offense codes when examining a particular type of crime. They may or may not be in sequential order or even on the same page. Offenders may have multiple dispositions.

# 2014 Criminal Court Dispositions by Offense and Type of Disposition — All Offenses

Page 30 of 33

			DISPOSITIONS					
Compiled Laws	Offense	Max. Penalty	Total	Prison <sup>1</sup>	Jail	Jail/ Probation <sup>2</sup>	Probation <sup>2</sup>	Other <sup>3</sup>
	GRAND TOTAL	%	74,215	19,262	16,801	24,053	13,361	738
	VIOLETIONS		68,175	18,631	15,297	22,097	11,495	655
	ATTEMPTS		6,040	631	1,504	1,956	1,866	83
750.741C1	Arson - Personal Property, \$1K - <\$20K	5 ATTEMPTS	16	11	4	1		
750.741D1	Arson - Personal Property, \$20K or More	10 ATTEMPTS	1	1				
750.75	Arson - Insured Property	10 ATTEMPTS	10	3	1	6		
750.751	Fourth Degree Arson	5 ATTEMPTS	22	9	2	9	2	
750.761A	Arson of an Insured Dwelling	LIFE ATTEMPTS	4			4		
750.761B	Arson of Insured Real Property	20 ATTEMPTS	2	2				
750.761C	Arson of Insured Personal Property	10 ATTEMPTS	1	1				
750.77	Arson - Preparation to Burn Property	10 ATTEMPTS	1			1		
750.771B1	Arson - Preparation to Burn Property, \$200 - <\$1K	1 ATTEMPTS	3			2	1	
750.771C1	Arson - Preparation to Burn Property, \$1K - <\$20K	5 ATTEMPTS	6	4	2			
750.771D1	Arson - Preparation to Burn Property, \$20K or More	10 ATTEMPTS	1				1	
750.78	Arson - Woods/Prairies	4 ATTEMPTS	1		1			
750.781A3	Arson - Preparation to Burn Property, Less Than \$200	MISD ATTEMPTS	2		1		1	
750.791B1	Arson - Preparation to Burn Property, \$200 - <\$1K	1 ATTEMPTS	4			2	2	
750.791C1	Arson - Preparation to Burn Property, \$1K - <\$20K	5 ATTEMPTS	7	2	1	2	2	
750.791C3	Arson - Preparation to Burn Property	5 ATTEMPTS	2				2	
750.791D1	Arson - Preparation to Burn Property, \$20K or More	10 ATTEMPTS	5	1	1	1	2	
750.791D6	Arson - Preparation to Burn a Building	10 ATTEMPTS	1	1		2		
750.791E1	Arson - Preparation to Burn an Insured Dwelling	15 ATTEMPTS	1			1		
750.81	Assault/Assault and Battery	MISD ATTEMPTS	11	3	2	5	1	
750.812	Domestic Violence	MISD ATTEMPTS	2			1	1	
750.813	Domestic Violence - 2nd Offense	1 ATTEMPTS	2	2				
750.814	Domestic Violence - 3rd Offense	2 ATTEMPTS	357	4	174	82	87	10
750.81A	Assault - Aggravated	1 ATTEMPTS	3		2		1	
			614	2	289	147	160	16
			5		2		3	
			165	2	93	52	17	1
			636	256	125	214	40	1
			25	4	6	13	2	
			233	4	82	58	88	1
			2			1	1	

NOTE: Be sure to check for related offense codes when examining a particular type of crime. They may or may not be in sequential order or even on the same page. Offenders may have multiple dispositions.



# 2014 Criminal Court Dispositions by Offense and Type of Disposition — All Offenses

Page 31 of 33

			DISPOSITIONS					
Compiled Laws	Offense	Max. Penalty	Total	Prison <sup>1</sup>	Jail	Jail/ Probation <sup>2</sup>	Probation <sup>2</sup>	Other <sup>3</sup>
	GRAND TOTAL		74,215	19,262	16,801	24,053	13,361	738
	%			26%	23%	32%	18%	1%
	VIOLATIONS		68,175	18,631	15,297	22,097	11,495	655
	ATTEMPTS		6,040	631	1,504	1,956	1,866	83
750.81A2	Domestic Violence, Aggravated	1	120	1	40	46	33	
	ATTEMPTS		3			3		
750.81A3	Domestic Violence, Aggravated - 2nd Offense	2	65	24	5	28	7	1
	ATTEMPTS		1			1		
750.81C1	Threatening DHS Employee w/ Physical Harm	MISD	2			2		
	ATTEMPTS							
750.81C2	Assault/Battery of DHS Employee	2	1			1		
	ATTEMPTS		1			1		
750.81D1	Police Officer - Assault/Resist/Obstruct	2	2,696	539	850	902	394	11
	ATTEMPTS		438	5	180	133	108	12
750.81D2	Police Officer - Assault/Resist/Obstruct, Causing Injury	4	165	56	30	52	27	
	ATTEMPTS		13	1	3	8	1	
750.81D3	Police Officer - Assault/Resist/Obstruct, Serious Impairment	15	3	2		1		
	ATTEMPTS							
750.81E1	Assaulting a Utility Company Employee or Contractor	MISD	2				2	
	ATTEMPTS							
750.82	Felonious Assault	4	1,676	480	246	608	336	6
	ATTEMPTS		292	11	66	144	71	
750.822	Weapon-Free Schools - Assault w/ Dangerous Weapon	4	4	3		1		
	ATTEMPTS							
750.83	Assault w/ Intent to Murder	LIFE	237	237				
	ATTEMPTS							
750.84	Assault w/ Intent to do Great Bodily Harm Less Than Murder	10	622	435	20	102	60	5
	ATTEMPTS		30	7	5	15	3	
750.841B	Assault by Strangulation	10	145	67	8	52	17	1
	ATTEMPTS		71	20	5	33	13	
750.85	Torture	LIFE	22	22				
	ATTEMPTS							
750.86	Assault w/ Intent to Maim	10	6	4		1		1
	ATTEMPTS							
750.87	Assault w/ Intent to Commit Felony	10	1		1			
	ATTEMPTS							
750.88	Assault w/ Intent to Rob While Unarmed	15	32	13	5	9	3	2
	ATTEMPTS		1			1		
750.89	Assault w/ Intent to Rob While Armed	LIFE	64	52	1	6	3	2
	ATTEMPTS		1		1			
750.90A	Assault - Pregnant Individual, Miscarriage/Stillbirth w/ Intent	LIFE	1	1				
	ATTEMPTS							
750.90BA	Assault - Pregnant Individual, Miscarriage/Stillbirth	15	1	1				
	ATTEMPTS							
750.90E	Pregnant Individ. - Negligent Operate MV, Miscarriage/Stillbirth	2	1				1	
	ATTEMPTS							
750.91	Homicide - Attempted Murder	LIFE	2	2				
	ATTEMPTS							
750.92	Attempt Commit Crime	10	1				1	
	ATTEMPTS							
752.10031	Health Care Fraud - False Claim	4	4	1		1	2	
	ATTEMPTS							

NOTE: Be sure to check for related offense codes when examining a particular type of crime. They may or may not be in sequential order or even on the same page. Offenders may have multiple dispositions.

# 2014 Criminal Court Dispositions by Offense and Type of Disposition — All Offenses

Page 32 of 33

			DISPOSITIONS					
Compiled Laws	Offense	Max. Penalty	Total	Prison <sup>1</sup>	Jail	Jail/ Probation <sup>2</sup>	Probation <sup>2</sup>	Other <sup>3</sup>
GRAND TOTAL			74,215	19,262	16,801	24,053	13,361	738
%				26%	23%	32%	18%	1%
VIOLATIONS			68,175	18,631	15,297	22,097	11,495	655
ATTEMPTS			6,040	631	1,504	1,956	1,866	83
752.10032	Health Care Fraud - Medically Unnecessary	4 ATTEMPTS	1	1				
752.10033	Health Care Fraud - False Statement	4 ATTEMPTS	3		1	1		1
752.10541	Copying Audio/Video Recordings for Gain - Misdemeanor	MISD ATTEMPTS	1				1	
752.10542	Copy Audio/Video for Gain - Felony	5 ATTEMPTS	4		1		3	
752.1084	Organized Retail Crime	5 ATTEMPTS	17	1	8	3	5	
752.272	Chemical Agents - Prohibited Uses	MISD ATTEMPTS	11		2	2	7	
752.542	Riot - Inciting	10 ATTEMPTS	132	36	16	73	7	
752.7971B1	Computers - Fraudulent Access, \$200 - <\$1K	1 ATTEMPTS	16		7	5	4	
752.7972A	Computers - Unauthorized Access	5 ATTEMPTS	4		3	1		
752.7973A	Computers - Use to Commit Crime Max 1 Yr or Less	1 ATTEMPTS	1					
752.7973C	Computers - Use to Commit Crime Max 2 yrs - <4 yrs	4 ATTEMPTS	8		1	4	3	
752.7973D	Computers - Use to Commit Crime Max 4 yrs - <10 yrs	7 ATTEMPTS	13		4	3	6	
752.7973E	Computers - Use to Commit Crime Max 10 yrs - <20 yrs	10 ATTEMPTS	14	2		7	5	
752.7973F	Computers - Use to Commit Crime Max 20 yrs or More	20 ATTEMPTS	2		1	1		
752.811A	Breaking & Entering - Coin Operated Device	3 ATTEMPTS	144	43	9	75	17	
752.811B	Breaking & Entering - Possess Tool to Open Coin-Operated Device	3 ATTEMPTS	6	6				
752.861	Weapons - Firearms, Careless Use Cause Injury/Death	2 ATTEMPTS	9	4		3	2	
752.862	Weapons - Firearms - Careless Discharge, Property Damage	MISD ATTEMPTS	24	17		5	2	
752.862-B	Weapons - Firearms, Careless Use Prop. Damage Over \$50	1 ATTEMPTS	3			2	1	
752.863A	Weapons - Firearms, Reckless Use	MISD ATTEMPTS	12		7	4		1
767A.91A	Prosecutor's Investigative Perjury	15 ATTEMPTS	3	1	2			
767A.91B	Prosecutor's Investigative Subpoena Perjury	LIFE ATTEMPTS	1	1				
769.10	Habitual Offender - 2nd Offense	LIFE ATTEMPTS	13		2	5	6	
769.11	Habitual Offender - 3rd Offense	LIFE ATTEMPTS	2		2			
			3		1	1	1	
			52		24	15	11	2
			6	3		1	2	
			15	7		7	1	
			1		1			
			1				1	

NOTE: Be sure to check for related offense codes when examining a particular type of crime. They may or may not be in sequential order or even on the same page. Offenders may have multiple dispositions.

# A2

## 2014 Criminal Court Dispositions by Offense and Type of Disposition — All Offenses

Page 33 of 33

			DISPOSITIONS					
Compiled Laws	Offense	Max. Penalty	Total	Prison <sup>1</sup>	Jail	Jail/ Probation <sup>2</sup>	Probation <sup>2</sup>	Other <sup>3</sup>
GRAND TOTAL			74,215	19,262	16,801	24,053	13,361	738
%				26%	23%	32%	18%	1%
VIOLATIONS			68,175	18,631	15,297	22,097	11,495	655
ATTEMPTS			6,040	631	1,504	1,956	1,866	83
771.3F	Tampering with Electronic Monitoring Device	2 ATTEMPTS	113	54	44	8	3	4
780.62	Abscond on Misdemeanor Bond	MISD ATTEMPTS	4		2		2	
791.236	Sex Offender Reg - No Correct Adrs Before Leaving Prison	4 ATTEMPTS	1		1			
800.263A2	Prisons - Possession/Use of a Cellphone	5 ATTEMPTS	2		1	1		
800.2811	Prisons - Furnish Contraband to Prisoner in Prison	5 ATTEMPTS	3	3				
800.2813	Prisons - Bring Contraband Into Prison	5 ATTEMPTS	1	1				
800.2814	Prisons - Prisoner Possessing Contraband	5 ATTEMPTS	16	8	2	6		
800.2834	Prisons - Prisoner Possessing Weapon	5 ATTEMPTS	2			2		
800.283A	Prisons - Furnish Cellphone to Prisoner	5 ATTEMPTS	43	10	16	13	4	
801.2622	Jails - Prisoner Possess Weapon	5 ATTEMPTS	5	1	3	1		
801.262A2	Jails - Prisoner Possessing a Cell Phone	5 ATTEMPTS	34	31	2	1		
801.2631	Jails - Furnish Contraband to Prisoner	5 ATTEMPTS	9	8	1			
801.2632	Jails - Prisoner Possessing Contraband	5 ATTEMPTS	149	145	3			1
			38	38				
			1	1				
			2	1		1		
			8	7			1	
			1		1			
			4		3	1		
			1		1			
			46	5	19	21	1	
			5		3	2		
			85	14	32	33	6	
			7		5	2		

<sup>1</sup> Includes HYTA Prison.

<sup>2</sup> Includes Delayed and Suspended Sentences, HYTA Probation, and SAI Probation.

<sup>3</sup> Includes Restitution, Fines, Costs, Community Service and DHS sentences.

NOTE: Be sure to check for related offense codes when examining a particular type of crime. They may or may not be in sequential order or even on the same page. Offenders may have multiple dispositions.

Source: OMNI Court Disposition Extracts

# A2a 2014 Criminal Court Dispositions by Offense and Type of Disposition — Non-Assaultive Offenses

Page 1 of 20

			DISPOSITIONS					
Compiled Laws	Offense	Max. Penalty	Total	Prison <sup>1</sup>	Jail	Jail/ Probation <sup>2</sup>	Probation <sup>2</sup>	Other <sup>3</sup>
	GRAND TOTAL	%	36,461	8,809	8,763	11,875	6,611	403
	VIOLATIONS		33,071	8,474	7,890	10,830	5,525	352
	ATTEMPTS		3,390	335	873	1,045	1,086	51
28.2143-A	Lien Info. - Unauthorized Disclosure - 93 Days Misdemeanor	MISD ATTEMPTS	3				3	
28.243A	Fingerprinting - Refusal	MISD ATTEMPTS	2		1		1	
28.293	State ID Card - False Application	15 ATTEMPTS	1				1	
28.2931	State ID Card - False Application	5 ATTEMPTS	1				1	
28.2951A-A	State ID Card - Alter/Forge/Use to Commit Felony	10 ATTEMPTS	6	5	1			
28.2951B-A	State ID Card - Alter/Forge/Use to Commit Felony or Misdemeanor	5 ATTEMPTS	2	2				
28.2952-A	State ID Card - Alter/Forge Intent to Deliver/Possess 2 or More	5 ATTEMPTS	1				1	
28.425J3	Weapons - Pistols - License Forgery	4 ATTEMPTS	1				1	
28.425K2A	Weapons - Pistols, Carrying Concealed While Under the Influence	MISD ATTEMPTS	7		1	4	2	
28.425K2B	Weapons/Pistols - Carry Conceal, Blood Alcohol Content >.08 - <.10 Grams	MISD ATTEMPTS	1			1		
28.5953-A	State ID Card - Counterfeit/Forged, Possession	MISD ATTEMPTS	1		1			
28.729	Sex Offender - Fail to Register	4 ATTEMPTS	499	107	197	130	47	18
28.7291A	Sex Offender - Fail to Register	4 ATTEMPTS	75	9	35	23	5	3
28.7291B	Sex Offender - Fail to Register, 2nd Offense	7 ATTEMPTS	4		2	2		
28.7291C	Sex Offender - Fail to Register, 3rd Offense	10 ATTEMPTS	13	1	5	4	3	
28.7292	Sex Offenders - Failure to Comply w/ Duties	MISD ATTEMPTS	61	17	27	13	3	1
28.7293	Sex Offender - Fail to Sign Registration	MISD ATTEMPTS	19	7	6	3	2	1
28.7294	Sex Offenders - Refusing/Failing to Pay Registration Fee	MISD ATTEMPTS	1		1			
28.7352A	Student Safety Zone - Residency Violation	MISD ATTEMPTS	313	47	137	88	28	13
28.7352B	Student Safety Zone - Residency Violation - 2nd Offense	2 ATTEMPTS	26		9	10	5	2
29.43	Explosives - Handling/Sale Etc., w/o Permit	MISD ATTEMPTS	2		2			
52.204	Dead Bodies - Removing w/o Medical Examiner Permission	MISD ATTEMPTS	4		3			1
55.3019	Notary Public - General Violations	MISD ATTEMPTS	10		6	2	2	
125.14471C1	Housing - MSHDA - False Pretenses, \$1K - <\$20K	5 ATTEMPTS	1			1		
			2		2			
			1				1	
			2				2	

NOTE: Be sure to check for related offense codes when examining a particular type of crime. They may or may not be in sequential order or even on the same page. Offenders may have multiple dispositions.

# A2a 2014 Criminal Court Dispositions by Offense and Type of Disposition — Non-Assaultive Offenses

Page 2 of 20

			DISPOSITIONS					
Compiled Laws	Offense	Max. Penalty	Total	Prison <sup>1</sup>	Jail	Jail/ Probation <sup>2</sup>	Probation <sup>2</sup>	Other <sup>3</sup>
	GRAND TOTAL	%	36,461	8,809	8,763	11,875	6,611	403
	VIOLATIONS		33,071	8,474	7,890	10,830	5,525	352
	ATTEMPTS		3,390	335	873	1,045	1,086	51
168.932F	Election Law - Possess Absentee Ballot	5 ATTEMPTS	4				1	3
168.937	Election Law - Forgery	5 ATTEMPTS	5	5				
205.27	Taxes - Defraud/Evade Payment of	15 ATTEMPTS	1				1	
205.271A	Taxes - Fail to File/False Return	5 ATTEMPTS	16	2		4	10	
205.4282	Tobacco Products Tax Act Violation Felony	5 ATTEMPTS	8		2	3	3	
205.4283	Tobacco Products Tax Act Violations Misdemeanor	1 ATTEMPTS	1				1	
205.4284	Tobacco Products Tax Act Violations	MISD ATTEMPTS	7		2		3	2
257.215	Operating - Unregistered Vehicle	MISD ATTEMPTS	10		5	3		2
257.222	Motor Vehicles - Counterfeited Certificate Title - Use/Production	MISD ATTEMPTS	1				1	
257.233A6	Motor Vehicles - Odometer Tampering	5 ATTEMPTS	3			3		
257.254	Motor Vehicle Code - Intent to Pass False Title	10 ATTEMPTS	1				1	
257.256	License Plate/Registration/Title Unlawful Use	MISD ATTEMPTS	11	4	1	3	3	
257.257	License Documents/Plates - Forgery	5 ATTEMPTS	3		1	1	1	
257.301	Operating - No/Multiple Licenses	MISD ATTEMPTS	61		37	6	13	5
257.31010	Driver's License - Forged, Possession	MISD ATTEMPTS	71	3	17	22	24	5
257.3107A	Driver's License - Forge w/ Intent to Commit Crime Max 10 Yrs+	10 ATTEMPTS	11		4	3	2	2
257.3107B	Driver's License - Forge w/ Intent to Commit Crime Max 6mos-<10 yrs	5 ATTEMPTS	58		33	15	6	4
257.311	Operate w/o License	MISD ATTEMPTS	3		2		1	
257.312	Operate w/ Restricted License	MISD ATTEMPTS	3		3			
257.312A	Operating - Motorcycles/Mopeds w/o Endorsement	MISD ATTEMPTS	3		1	1	1	
257.324	Operate w/ Forged/Altered License/ False ID	MISD ATTEMPTS	18		9	4	3	2
257.325	Motor Vehicle - Allowing Unlicensed Minor to Operate	MISD ATTEMPTS	19		13	3	1	2
257.326	Operate - Owner Permitting Another to Violate Motor Vehicle	MISD ATTEMPTS	5		2	2		1
257.328	Motor Vehicle Code - Producing False Evidence of Insurance	MISD ATTEMPTS	53		34	11	4	4
			1			1		
			2		1	1		
			1		1			
			8		1	1	6	

NOTE: Be sure to check for related offense codes when examining a particular type of crime. They may or may not be in sequential order or even on the same page. Offenders may have multiple dispositions.

# A2a 2014 Criminal Court Dispositions by Offense and Type of Disposition — Non-Assaultive Offenses

Page 3 of 20

			DISPOSITIONS					
Compiled Laws	Offense	Max. Penalty	Total	Prison <sup>1</sup>	Jail	Jail/ Probation <sup>2</sup>	Probation <sup>2</sup>	Other <sup>3</sup>
	GRAND TOTAL	%	36,461	8,809	8,763	11,875	6,611	403
	VIOLATIONS		33,071	8,474	7,890	10,830	5,525	352
	ATTEMPTS		3,390	335	873	1,045	1,086	51
257.3291	Insurance Certificates - Possess/ Sale of Stolen/Counterfeit	5 ATTEMPTS	17		2	9	6	
257.3292	Ins. Certificates - Possess/Sale Stolen/ Counterfeit - 2nd Offense	7 ATTEMPTS	2				2	
257.602	Police Officer - Refuse to Obey Traffic Order	MISD ATTEMPTS	2 1		1		1	1
257.617A	Fail to Stop at Personal Injury Accident	1 ATTEMPTS	28		9	8	10	1
257.618	Fail to Stop at Property Damage Accident (Attended Vehicle)	MISD ATTEMPTS	44		26	6	8	4
257.620	Fail to Stop after Collision	MISD ATTEMPTS	54	1	31	17	5	
257.621	Failure to Report Accident to Fixtures	MISD ATTEMPTS	12		9	1	1	1
257.622	Fail to Report Accident	MISD ATTEMPTS	6		5			1
257.624A	Alcohol - Open Container in Vehicle	MISD ATTEMPTS	107		70	22	13	2
257.624B1	Alcohol - Possession By Minor in Motor Vehicle	MISD ATTEMPTS	3		1	2		
257.625	Operating Vehicle Intoxicated	15 ATTEMPTS	2		2			
257.6251-A	Operating Vehicle Intoxicated	MISD ATTEMPTS	348 8	1	170 2	103 2	64 4	10
257.62510B	Operating Vehicle Intoxicated - 2nd Offense	1 ATTEMPTS	8		3	2	3	
257.62510C	Operating Vehicle Intoxicated - 3rd Offense	1 ATTEMPTS	5		1	3	1	
257.6251C	Operating Vehicle Intoxicated, High Blood Alcohol	MISD ATTEMPTS	102		41	39	19	3
257.6252-A	Operating Vehicle Intoxicated	MISD ATTEMPTS	1		1			
257.6253A	Operate - Impaired	MISD ATTEMPTS	133 3		72 1	30	20 1	11 1
257.6256-A	Minor Operating Vehicle, w/ Any Blood Alcohol Content	MISD ATTEMPTS	8		6	1		1
257.6256B	Operating Vehicle Intoxicated, Contr. Sub. - 2nd Offense	1 ATTEMPTS	228 3	1	82 1	84 2	55	6
257.6256D	Operating Vehicle Intoxicated, Contr. Sub. - 3rd Offense	5 ATTEMPTS	2,857 6	527 2	282	1,865 4	178	5
257.6257A1	Operating Vehicle Intoxicated, w/ Occupant <16	1 ATTEMPTS	31 1		12	16 1	3	
257.6257A2	Operating Vehicle Intoxicated, w/ Occupant <16 - 2nd+ Offense	5 ATTEMPTS	78	20	7	46	5	
257.6257B1	Operating Vehicle Intoxicated, Minor w/ Any BAC, Occupant <16	MISD ATTEMPTS	1		1			
257.6258	Operating Vehicle, w/ Presence of Controlled Substance	MISD ATTEMPTS	82 1		38	27	15 1	2

NOTE: Be sure to check for related offense codes when examining a particular type of crime. They may or may not be in sequential order or even on the same page. Offenders may have multiple dispositions.

# A2a 2014 Criminal Court Dispositions by Offense and Type of Disposition — Non-Assaultive Offenses

Page 4 of 20

			DISPOSITIONS					
Compiled Laws	Offense	Max. Penalty	Total	Prison <sup>1</sup>	Jail	Jail/ Probation <sup>2</sup>	Probation <sup>2</sup>	Other <sup>3</sup>
GRAND TOTAL			36,461	8,809	8,763	11,875	6,611	403
%				24%	24%	33%	18%	1%
VIOLATIONS			33,071	8,474	7,890	10,830	5,525	352
ATTEMPTS			3,390	335	873	1,045	1,086	51
257.625B	OUIL	5	5		1	4		
ATTEMPTS								
257.625L	Ignition Interlock Device - Violations	MISD	1		1			
ATTEMPTS								
257.626	Driving - Reckless	MISD	52		22	13	10	7
ATTEMPTS			1		1			
257.653A2	Passing EMS - Misd.	MISD	3		1			2
ATTEMPTS								
257.903	Motor Vehicle Code, False Certification	5	4		1	1	2	
ATTEMPTS								
257.904	Operate - License Suspended/Revoked/Denied	15	6		4	1	1	
ATTEMPTS								
257.9041B	Operate - Allow Suspended/Revoked/Denied to Operate	MISD	606	4	385	143	58	16
ATTEMPTS								
257.9041C	Operate - Allow Suspended/Revoked/Denied to Operate - 2nd+ Offense	1	702	4	463	162	47	26
ATTEMPTS								
257.9042-A	Motor Vehicles - Allowing Suspended Person to Operate	MISD	3		2		1	
ATTEMPTS								
257.904A	Operating - No License for 3 Years	MISD	6		4	1		1
ATTEMPTS								
287.7441	Animal Industry Act - Felony Violations	5	1			1		
ATTEMPTS								
287.7442	Animals Industry Act - Misdemeanor/Rule Violations	MISD	2		2			
ATTEMPTS								
289.51072	Food Law - Felony Violations	4	1	1				
ATTEMPTS								
290.6313B	Weights & Measures - Intentional Violations	5	4				4	
ATTEMPTS								
324.21571C1	State Land - Trespass/Damages, \$1K - <\$20K	5	1	1				
ATTEMPTS								
324.401112	Wildlife Conservation Part - Possessing Firearm in Vehicle or Motorized Boat	MISD	1		1			
ATTEMPTS								
324.401113	Wildlife Conservation Part - Possessing Bow in Vehicle	MISD	1		1			
ATTEMPTS								
324.801761	Marine Safety, OUIL Per Se	MISD	1			1		
ATTEMPTS								
324.81122	ORV - Operating on Highway or Right-of-Way	MISD	1		1			
ATTEMPTS								
324.81133A	ORV - Operate at Unreasonable Speed	MISD	3		2		1	
ATTEMPTS								
324.81133T	ORV - Operate, Improper Passenger Transport	MISD	1		1			
ATTEMPTS								
324.81134	ORV - OUIL	5	3		1	1	1	
ATTEMPTS								
324.811461	ORV - Operate, Fleeing and Eluding	MISD	1				1	
ATTEMPTS								
324.821281B	Snowmobiles - OUIL/UBAL, Misd. - 2nd Offense	MISD	1			1		
ATTEMPTS								

NOTE: Be sure to check for related offense codes when examining a particular type of crime. They may or may not be in sequential order or even on the same page. Offenders may have multiple dispositions.

# A2a 2014 Criminal Court Dispositions by Offense and Type of Disposition — Non-Assaultive Offenses

Page 5 of 20

			DISPOSITIONS					
Compiled Laws	Offense	Max. Penalty	Total	Prison <sup>1</sup>	Jail	Jail/ Probation <sup>2</sup>	Probation <sup>2</sup>	Other <sup>3</sup>
	GRAND TOTAL	%	36,461	8,809	8,763	11,875	6,611	403
	VIOLETIONS		33,071	8,474	7,890	10,830	5,525	352
	ATTEMPTS		3,390	335	873	1,045	1,086	51
324.8903	Littering - Objects in Path of Vehicle	MISD	1		1			
	ATTEMPTS							
333.13104	Body Art Facility - No License	MISD	1		1			
	ATTEMPTS							
333.16294	Health Profession - Unauthorized Practice Felony	4	2	1		1		
	ATTEMPTS							
333.2443	Local Health Department - Regulation Violations	MISD	1					1
	ATTEMPTS							
333.28413	Concealing the Death of an Individual	5	3	3				
	ATTEMPTS							
339.6016A	Unlicensed Residential Builder	1	2		1	1		
	ATTEMPTS							
339.735	Unauthorized Practice of Public Accounting	5	3		2	1		
	ATTEMPTS							
380.1230D3A	School Employee - Failure to Report Felony or Listed Misd.	2	1		1			
	ATTEMPTS							
400.601-A	Fraud - Welfare, \$500 or Less	4	5		3	2		
	ATTEMPTS							
400.601-B	Fraud - Welfare, Over \$500	4	34	2	4	13	13	2
	ATTEMPTS		13		1	7	1	4
400.602-A	Fraud - Welfare, Failure to Inform, \$500 or Less	MISD	5		2		1	2
	ATTEMPTS							
400.602-B	Fraud - Welfare, Failure to Inform, Over \$500	4	85	2	21	21	39	2
	ATTEMPTS		21		10	5	6	
400.6033	Medicaid Fraud - Conceal Information	4	5			4	1	
	ATTEMPTS							
400.6071	Medicaid Fraud - False Claim	4	5	2	1	2		
	ATTEMPTS		1		1			
421.54A	Unemployment Comp. Fraud, False Stmt as Condition of Employ.	10	1					
	ATTEMPTS					1		
421.54BIIA	Unemployment Comp. Fraud, False Statmnt/Misrep. \$1K to \$25K	MISD	2				2	
	ATTEMPTS							
421.54BIIB	Unemployment Comp. Fraud, False Statmnt/Misrep. over \$25K	2	4				4	
	ATTEMPTS		1				1	
421.54M	Unemployment Comp. Fraud, False Statmnt/Misrep. \$3.5K to \$25K	1	1			1		
	ATTEMPTS							
432.2181	Gambling Operations - Felony Violations	10	4			1	3	
	ATTEMPTS							
432.2182	Gambling Activities - Felony Violations	10	3				3	
	ATTEMPTS		1				1	
432.30	Lottery - Forge/Counterfeit Ticket	5	3		1		1	1
	ATTEMPTS		1		1			
436.16131	Alcohol - Furnishing Place for Consideration (1 Yr Felony)	MISD	1			1		
	ATTEMPTS							
436.17011-A	Alcohol - Sell/Furnish to Minor	MISD	9	1	3	4		1
	ATTEMPTS							
436.17031A	Alcohol - Purchase/Consume/ Possess by Minor	MISD	62		18	23	14	7
	ATTEMPTS							

NOTE: Be sure to check for related offense codes when examining a particular type of crime. They may or may not be in sequential order or even on the same page. Offenders may have multiple dispositions.



# A2a 2014 Criminal Court Dispositions by Offense and Type of Disposition — Non-Assaultive Offenses

Page 6 of 20

			DISPOSITIONS					
Compiled Laws	Offense	Max. Penalty	Total	Prison <sup>1</sup>	Jail	Jail/ Probation <sup>2</sup>	Probation <sup>2</sup>	Other <sup>3</sup>
GRAND TOTAL			36,461	8,809	8,763	11,875	6,611	403
%				24%	24%	33%	18%	1%
VIOLATIONS			33,071	8,474	7,890	10,830	5,525	352
ATTEMPTS			3,390	335	873	1,045	1,086	51
436.17031B	Alcohol - Purchase/Consume/ Possess by Minor - 2nd Offense	MISD ATTEMPTS	3		1	2		
436.17031C	Alcohol - Purchase/Consume/ Possess by Minor - 3rd+ Offense	MISD ATTEMPTS	2		1		1	
436.19151	Alcohol - Consumption On Highway	MISD ATTEMPTS	1		1			
445.4082	Second Hand Dealer - Buy/Sell Stolen Scrap Metal	5 ATTEMPTS	1				1	
445.4332	Buy/Sell Stolen Non Ferrous Metals - 1st Offense	5 ATTEMPTS	19	3	3	4	9	
445.65	Identity Theft	5 ATTEMPTS	19	3	2	5	9	
445.65A	Identity Theft - Second Offense	5 ATTEMPTS	318	84	54	95	83	2
445.67	Identity Theft - Obtain/Possess/ Transfer ID w/ Intent	5 ATTEMPTS	10	1	1	3	5	
451.2508	Securities Act - General Violations	10 ATTEMPTS	5	3	1	1		
462.273	Trains - Trespass on Tracks	5 ATTEMPTS	50	21	15	4	10	
480.17C3A	Motor Carrier Safety Act - Willful Violations	5 ATTEMPTS	3		1	1	1	
484.16052	Emergency 911 Service, Unauthorized	10 ATTEMPTS	1				1	
500.3101A	Motor Vehicle - Operating w/o Valid Insurance	MISD ATTEMPTS	1			1		
500.3102	Motor Vehicle - Operating w/o Security	MISD ATTEMPTS	1				1	
500.45111	Insurance - Fraudulent Acts	4 ATTEMPTS	28		18	2	1	7
500.45112	Insurance Fraud - Conspiracies	4 ATTEMPTS	25	5	4	11	5	
565.371	Real Property - Record Fraud Conveyance	10 ATTEMPTS	3		1	1	1	
570.152	Contractor - Fraudulent Use of Building Contract Fund	3 ATTEMPTS	1	1				
600.1701	Contempt of Court	3 ATTEMPTS	2				2	
722.151B	Children - Harboring Runaways	MISD ATTEMPTS	4	1		2	1	
722.6411	Tobacco - Furnish to Minor	MISD ATTEMPTS	1				1	
750.110	Breaking & Entering - Bldg. w/ Intent	15 ATTEMPTS	2		1	1		
750.110-A	Breaking & Entering - Unoccupied Bldg. w/ Intent	10 ATTEMPTS	1		1			
750.110A3	Home Invasion - 2nd Degree	15 ATTEMPTS	1,359	473	255	462	168	1
			198	51	49	69	27	2
			3		1	1	1	
			8		4	3	1	
			1,477	752	158	373	190	4
			140	46	28	45	21	

NOTE: Be sure to check for related offense codes when examining a particular type of crime. They may or may not be in sequential order or even on the same page. Offenders may have multiple dispositions.

# A2a 2014 Criminal Court Dispositions by Offense and Type of Disposition — Non-Assaultive Offenses

Page 7 of 20

			DISPOSITIONS					
Compiled Laws	Offense	Max. Penalty	Total	Prison <sup>1</sup>	Jail	Jail/ Probation <sup>2</sup>	Probation <sup>2</sup>	Other <sup>3</sup>
GRAND TOTAL			36,461	8,809	8,763	11,875	6,611	403
%				24%	24%	33%	18%	1%
VIOLATIONS			33,071	8,474	7,890	10,830	5,525	352
ATTEMPTS			3,390	335	873	1,045	1,086	51
750.110A4	Home Invasion - 3rd Degree	5	552	128	114	220	88	2
	ATTEMPTS		48	5	17	16	9	1
750.111	Breaking & Entering - Entry w/o	5	168	43	22	51	52	
	Breaking, w/ Intent	ATTEMPTS	25	3	7	9	6	
750.113	Breaking & Entering - Coin Box	MISD	5		1	1	3	
	ATTEMPTS							
750.115	Breaking & Entering - Illegal Entry	MISD	9		3	2	4	
	w/o Owner's Permission/Denied	ATTEMPTS						
750.115A	Illegal Entry (w/o Owners Permission)	MISD	95	1	42	14	36	2
	ATTEMPTS		2		1			1
750.116	Burglar's Tools - Possess	10	115	48	18	28	21	
	ATTEMPTS		13		4	4	5	
750.117	Public Officer - Bribery	4	5	1	1		3	
	ATTEMPTS							
750.1227A	Witness - Bribe/Intimidate/	4	30	19	2	6	3	
	Interfere	ATTEMPTS	10	1	1	5	2	1
750.125	Bribery - Agents, Servants,	MISD	2				2	
	Employees	ATTEMPTS						
750.1313A1	Check - Non-Sufficient Funds,	MISD	5	1	2		2	
	Less than \$100	ATTEMPTS	1			1		
750.1313A2	Check - Non-Sufficient Funds,	MISD	2		2			
	Less than \$100 - 2nd Offense	ATTEMPTS						
750.1313B1	Check - Non-Sufficient Funds,	1	19		13	3	2	1
	\$100 - <\$500	ATTEMPTS						
750.1313B2	Check - Non-Sufficient Funds,	2	2		1		1	
	\$100 - <\$500 - 3rd+ Offense	ATTEMPTS						
750.1313C	Check - Non-Sufficient Funds,	2	73	4	21	32	16	
	\$500 or more	ATTEMPTS	3				2	1
750.131A	Check - No Account or	2	1			1		
	Non-Sufficient Funds	ATTEMPTS	3		2	1		
750.131A1	Check - No Account	2	134	15	52	43	24	
	ATTEMPTS		14		5	2	6	1
750.131A2	Check - Non-Sufficient Funds,	2	29	1	8	17	2	1
	Three w/in 10 days	ATTEMPTS	1				1	
750.135A2A	Child Abuse - Leaving Child	MISD	1			1		
	Unattended in Vehicle	ATTEMPTS						
750.140	Children - Exhibition	MISD	1			1		
	ATTEMPTS							
750.141A2	Drugs/Alcohol - Allowing Consumption	MISD	1			1		
	by Minors	ATTEMPTS						
750.147B	Ethnic Intimidation	2	13		3	7	3	
	ATTEMPTS							
750.157A	Compounding Offenses	5	13	7		1	5	
	ATTEMPTS							
750.157AB	Conspiracy - Gamble Illegally	5	1				1	
	ATTEMPTS		1			1		
750.157B3B	Solicitation of Felony -	2	1			1		
	Less than 5 Years	ATTEMPTS						

NOTE: Be sure to check for related offense codes when examining a particular type of crime. They may or may not be in sequential order or even on the same page. Offenders may have multiple dispositions.

# A2a 2014 Criminal Court Dispositions by Offense and Type of Disposition — Non-Assaultive Offenses

Page 8 of 20

			DISPOSITIONS					
Compiled Laws	Offense	Max. Penalty	Total	Prison <sup>1</sup>	Jail	Jail/ Probation <sup>2</sup>	Probation <sup>2</sup>	Other <sup>3</sup>
GRAND TOTAL			36,461	8,809	8,763	11,875	6,611	403
%				24%	24%	33%	18%	1%
VIOLATIONS			33,071	8,474	7,890	10,830	5,525	352
ATTEMPTS			3,390	335	873	1,045	1,086	51
750.157N1	Financial Transaction Device - Steal/Retain w/o Consent	4 ATTEMPTS	984	155	289	386	151	3
			67	3	19	32	12	1
750.157N2	Financial Transaction Device - Possess Fraudulent One	4 ATTEMPTS	118	20	25	64	9	
			10		1	5	4	
750.157P	Financial Transaction Device - Possess w/ Intent to Use/Sell	4 ATTEMPTS	116	28	23	37	27	1
			12		5	7		
750.157Q	Financial Transaction Device - Illegal Sale/Use	4 ATTEMPTS	338	70	92	126	48	2
			40		6	27	7	
750.157R	Financial Transaction Device - Forge/Alter/Counterfeit	4 ATTEMPTS	9	1	1	5	2	
			1				1	
750.157S1B1	Financial Transaction Device - Use Revoked/Cancelled, \$100-<\$500	1 ATTEMPTS	5		3	1	1	
750.157S1C	Financial Transaction Device - Obtain Goods \$500 or More	2 ATTEMPTS	1			1		
750.157U	Financial Transaction Device - Overcharge	4 ATTEMPTS	3			3		
			4		3	1		
750.157V	Financial Transaction Device - False ID	4 ATTEMPTS	12	3	3	5		1
			2		1	1		
750.157W	Financial Trans. Device - Fraud Withdraw/Transfer	10 ATTEMPTS	1		1			
750.157W1A	Financial Trans. Device - Fraud Withdraw/Transfer, <\$200	MISD ATTEMPTS	3		1	1	1	
750.157W1B1	Financial Trans. Device - Fraud Withdraw/Transfer, \$200 - <\$1K	1 ATTEMPTS	2		1		1	
750.157W1C1	Financial Trans. Device - Fraud Withdraw/Transfer, \$1K - <\$20K	5 ATTEMPTS	8	3	1		4	
			1		1			
750.159I1	Criminal Enterprise - Conduct	20 ATTEMPTS	44	30	2	10	2	
			4	3			1	
750.159I2	Criminal Enterprise - Acquire/Maintain	20 ATTEMPTS	3	3				
750.159I4-A	Criminal Enterprise - Conspiracy	20 ATTEMPTS	7	5		1	1	
750.160	Dead Bodies - Disinterment and Mutilation	10 ATTEMPTS	17	17				
750.161	Desertion/Abandon/Non-Support	3 ATTEMPTS	29	6	3	14	6	
750.165	Child Support - Fail to Pay	4 ATTEMPTS	1,151	40	216	430	462	3
			128	5	18	59	44	2
750.167	Disorderly Person	MISD ATTEMPTS	14		5	4	5	
750.1671A	Disorderly Person - Non-Support	MISD ATTEMPTS	3		2		1	
750.1671B	Disorderly Person - Common Prostitute	MISD ATTEMPTS	1		1			
750.1671DB	Disorderly Person - Illegal Occupation	MISD ATTEMPTS	1		1			
750.1671E	Disorderly Person - Drunk	MISD ATTEMPTS	37		20	8	9	
			3		2			1

NOTE: Be sure to check for related offense codes when examining a particular type of crime. They may or may not be in sequential order or even on the same page. Offenders may have multiple dispositions.

# A2a 2014 Criminal Court Dispositions by Offense and Type of Disposition — Non-Assaultive Offenses

Page 9 of 20

			DISPOSITIONS					
Compiled Laws	Offense	Max. Penalty	Total	Prison <sup>1</sup>	Jail	Jail/ Probation <sup>2</sup>	Probation <sup>2</sup>	Other <sup>3</sup>
	GRAND TOTAL	%	36,461	8,809	8,763	11,875	6,611	403
	VIOLATIONS			24%	24%	33%	18%	1%
	ATTEMPTS		33,071	8,474	7,890	10,830	5,525	352
			3,390	335	873	1,045	1,086	51
750.1671G	Disorderly Person - Vagrancy	MISD	1			1		
	ATTEMPTS							
750.1671H	Disorderly Person - Begging	MISD	1				1	
	ATTEMPTS							
750.1671J	Disorderly Person - Loitering about	MISD	4		3	1		
	Illegal Business	ATTEMPTS	1				1	
750.1671L	Disorderly Person - Jostling	MISD	12		3	2	7	
	ATTEMPTS							
750.167D	Disrupting a Funeral, Memorial Service	2	2			1	1	
	or Burial	ATTEMPTS						
750.170	Disturbing the Peace	MISD	71		31	12	26	2
	ATTEMPTS							
750.174-B	Embezzlement - Agent or Trustee,	10	3	2	1			
	Over \$100	ATTEMPTS						
750.1742	Embezzlement - Less Than \$200	MISD	7		3	3	1	
	ATTEMPTS							
750.1743A	Embezzle - Agent or Trustee	1	60		15	15	23	7
	\$200 - <\$1K	ATTEMPTS	1			1		
750.1743C	Embezzle - <\$200 from Non-Profit or	1	2			1		1
	Charity	ATTEMPTS						
750.1744A	Embezzle - Agent or Trustee,	5	314	17	30	152	112	3
	\$1K - <\$20K	ATTEMPTS	55	1	10	21	22	1
750.1744B	Embezzle - Agent or Trustee,	5	1			1		
	\$200 - <\$1K - 2nd+ Offense	ATTEMPTS						
750.1744C	Embezzle - \$200 - <\$1K from	5	3		1	2		
	Non-Profit or Charity	ATTEMPTS						
750.1745A	Embezzle - Agent or Trustee,	10	39	6	1	22	10	
	\$20K - <\$50K	ATTEMPTS	7			5	2	
750.1745C	Embezzle - \$1K - <\$20K from	10	15		1	8	6	
	Non-Profit or Charity	ATTEMPTS	2			1	1	
750.1746	Embezzle - \$50K - <\$100K	15	25	5		15	5	
	ATTEMPTS							
750.1747	Embezzlement - \$100K or More	15	22	10		9	3	
	ATTEMPTS							
750.174A3A	Embezzlement - From Vulnerable Adult,	1	8		2	5	1	
	\$200 - <\$1K	ATTEMPTS						
750.174A4A	Embezzlement - From Vulnerable Adult,	5	32	5	3	20	4	
	\$1K - <\$20K	ATTEMPTS	6		2	4		
750.174A5A	Embezzlement - From Vulnerable Adult,	10	7	1		3	3	
	\$20K or More	ATTEMPTS	1			1		
750.174A6A	Embezzlement - From Vulnerable Adult,	15	4	2			2	
	\$50K - <\$100K	ATTEMPTS						
750.175	Embezzle - Public Official,	10	12	1		5	5	1
	Over \$50	ATTEMPTS						
750.1783-A	Embezzle - Mortgaged/Leased Property,	5	1		1			
	\$1K - <\$20K	ATTEMPTS						
750.180	Embezzle - Financial Institutions	20	4			2	2	
	ATTEMPTS		2			1	1	

NOTE: Be sure to check for related offense codes when examining a particular type of crime. They may or may not be in sequential order or even on the same page. Offenders may have multiple dispositions.

# A2a 2014 Criminal Court Dispositions by Offense and Type of Disposition — Non-Assaultive Offenses

Page 10 of 20

			DISPOSITIONS					
Compiled Laws	Offense	Max. Penalty	Total	Prison <sup>1</sup>	Jail	Jail/ Probation <sup>2</sup>	Probation <sup>2</sup>	Other <sup>3</sup>
GRAND TOTAL			36,461	8,809	8,763	11,875	6,611	403
%				24%	24%	33%	18%	1%
VIOLATIONS			33,071	8,474	7,890	10,830	5,525	352
ATTEMPTS			3,390	335	873	1,045	1,086	51
750.1814A	Embezzle - Jointly Held Property, \$1K - <\$20K	5 ATTEMPTS	1				1	
750.186A	Escape - Juvenile Facility	4 ATTEMPTS	6		3	2	1	
750.193	Escape - Prison	5 ATTEMPTS	3	1	1	1		
750.1951	Escape - From Misdemeanor Jail Sentence	2 ATTEMPTS	5	3	1	1		
750.1952	Escape - From Felony Jail Sentence	4 ATTEMPTS	1	1				
750.1971	Escape - Awaiting Trial for Misdemeanor	2 ATTEMPTS	3		1	1	1	
750.1972	Escape - Awaiting Trial for Felony	4 ATTEMPTS	13	9	4			
750.197A	Escape - Lawful Custody	1 ATTEMPTS	1		1			
750.1992	Harboring Misdemeanants	MISD ATTEMPTS	2		1		1	
750.1993	Harboring Felons	4 ATTEMPTS	7		3	3	1	
750.199A	Bond - Abscond or Forfeit	4 ATTEMPTS	4		1	2		1
750.215	False Personation of Public Officer	MISD ATTEMPTS	66	22	22	20	2	
750.2153	Impersonate Peace Officer to Commit Crime	4 ATTEMPTS	21	4	9	7	1	
750.216A	Law Enforcement Badges - Unlawful Possession	MISD ATTEMPTS	3		1	1	1	
750.217	Obstruct Officer By Disguise	1 ATTEMPTS	7	4		2	1	
750.217B	False Personation - Utility Worker	2 ATTEMPTS	1		1			
750.217F	Impersonate Firefighter/ Emergency Medical Personnel	2 ATTEMPTS	1	1				
750.218	False Pretenses w/ Intent to Defraud	10 ATTEMPTS	3			1	2	
750.2183	False Pretenses - Less Than \$200	MISD ATTEMPTS	1		1			
750.2183A	False Pretenses - \$200 - <\$1K	1 ATTEMPTS	1					
750.2184A	False Pretenses - \$1K - <\$20K	5 ATTEMPTS	52		15	18	16	3
750.2184B	False Pretenses - \$200 - <\$1K - 2nd+ Offense	5 ATTEMPTS	1					1
750.2185A	False Pretenses - \$20K or More	10 ATTEMPTS	173	50	35	56	30	2
750.2186A	False Pretenses - \$5K - <\$100K	15 ATTEMPTS	30	5	7	9	7	2
			2	2				
			28	11	2	7	8	
			5	2	1	2		
			2	1			1	

NOTE: Be sure to check for related offense codes when examining a particular type of crime. They may or may not be in sequential order or even on the same page. Offenders may have multiple dispositions.

# A2a 2014 Criminal Court Dispositions by Offense and Type of Disposition — Non-Assaultive Offenses

Page 11 of 20

			DISPOSITIONS					
Compiled Laws	Offense	Max. Penalty	Total	Prison <sup>1</sup>	Jail	Jail/ Probation <sup>2</sup>	Probation <sup>2</sup>	Other <sup>3</sup>
	GRAND TOTAL	%	36,461	8,809	8,763	11,875	6,611	403
	VIOLATIONS		33,071	8,474	7,890	10,830	5,525	352
	ATTEMPTS		3,390	335	873	1,045	1,086	51
750.219E	Financial Institution - Unauthorized Credit Application	4 ATTEMPTS	1		1			
750.220	False Statement - Credit Application	MISD ATTEMPTS	2		1	1		
750.2241-A	Weapons - Dangerous Weapon, Misc.	5 ATTEMPTS	65	9	16	28	11	1
			19	1	6	6	5	1
750.2241-B	Weapons - Dangerous Weapon, Gas Ejecting Device	5 ATTEMPTS	5			4	1	
750.224A	Weapons - Taser, Possession or Sale	4 ATTEMPTS	50	4	7	23	15	1
	Taser		12		4	1	6	1
750.224B	Weapons - Firearms, Short-Barrel Shotgun/Rifle	5 ATTEMPTS	51	11	10	12	17	1
			1				1	
750.224F	Weapons - Firearms, Possession by Felon	5 ATTEMPTS	884	511	114	144	108	7
			27	2	15	8	2	
750.224F6	Weapons - Ammunition - Possession by Felon	5 ATTEMPTS	5	3	2			
750.226	Weapons - Dangerous Weapon, Carry w/ Unlawful Intent	5 ATTEMPTS	98	51	8	25	13	1
			6			3	3	
750.226A	Weapons - Switchblade, Possession or Sale	1 ATTEMPTS	39		14	14	7	4
750.227	Weapons - Carry Concealed	5 ATTEMPTS	1,490	349	253	426	455	7
			730	28	112	82	503	5
750.227A	Weapons - Firearms - Unlawful Possession by Security Guard	4 ATTEMPTS	1		1			
750.227B	Weapons - Felony Firearm	10 ATTEMPTS	1				1	
750.227B-A	Weapons - Felony Firearm	2 ATTEMPTS	1,600	1,542	8	13	32	5
			3			1	1	1
750.227B-B	Weapons - Felony Firearm - 2nd Offense	5 ATTEMPTS	157	156			1	
750.227B-C	Weapons - Felony Firearm - 3rd Offense	10 ATTEMPTS	10	10				
750.227C	Weapons - Firearms, Possess Loaded in Vehicle	2 ATTEMPTS	73	3	15	33	20	2
			11		1	4	5	1
750.227D	Weapons - Firearms, Improper Possession in Vehicle	MISD ATTEMPTS	13		5	5	2	1
750.227F	Body Armor - Wear During Violent Crime	4 ATTEMPTS	2	1	1			
750.227G9A	Weapons - Body Armor - Possess/Use by Violent Felon	4 ATTEMPTS	1	1				
750.228	Weapons - Firearms, Safety Inspection Violation [Repealed]	MISD ATTEMPTS	1		1			
750.230	Weapons - Firearms, Alter ID Marks	2 ATTEMPTS	5		2	3		
			2			2		
750.232	Weapons - PawnBroker Accepting Pistols	MISD ATTEMPTS	1				1	
750.232A1	Weapons - Firearms - Purchasing w/o License	MISD ATTEMPTS	114		6	3	105	
			1				1	

NOTE: Be sure to check for related offense codes when examining a particular type of crime. They may or may not be in sequential order or even on the same page. Offenders may have multiple dispositions.

# A2a 2014 Criminal Court Dispositions by Offense and Type of Disposition — Non-Assaultive Offenses

Page 12 of 20

			DISPOSITIONS					
Compiled Laws	Offense	Max. Penalty	Total	Prison <sup>1</sup>	Jail	Jail/ Probation <sup>2</sup>	Probation <sup>2</sup>	Other <sup>3</sup>
	GRAND TOTAL	%	36,461	8,809	8,763	11,875	6,611	403
	VIOLETIONS		33,071	8,474	7,890	10,830	5,525	352
	ATTEMPTS		3,390	335	873	1,045	1,086	51
750.234D	Weapons - Firearms, Possess on Restricted Premises	MISD ATTEMPTS	2		1		1	
750.234E	Weapons - Firearms - Brandishing in Public	MISD ATTEMPTS	26	1	9	2	14	
750.234F	Weapons - Firearms - Possession by Minor in Public	MISD ATTEMPTS	1		1			
750.237A1	Weapon - Free School Zones, General Felony Violations	5 ATTEMPTS	6	1	1	1	3	
750.237A2	Weapon - Free School Zones, General Misdemeanor	MISD ATTEMPTS	4		2		2	
750.248	Forgery	14 ATTEMPTS	205	43	40	94	28	
750.248A	Financial Transaction Device - Utter & Publish	4 ATTEMPTS	11	3	1	6	1	
750.248B	Forgery of a Document Affecting Real Property	14 ATTEMPTS	4		2	2		
750.249	Utter & Publish	14 ATTEMPTS	1			1		
750.250	Forge State Warrant	7 ATTEMPTS	2	1				
750.251	Forge Bank Bills/Promissory Notes	7 ATTEMPTS	1,342	203	389	499	249	2
750.252	Utter & Publish - Possess Counterfeit Note w/ Intent	7 ATTEMPTS	218	17	68	84	46	3
750.253	Utter & Publish - Counterfeit Bills/Notes	5 ATTEMPTS	2	2				
750.254	Utter & Publish - Possess Counterfeit Bank/State/Bills	5 ATTEMPTS	3	1		2		
750.255	Counterfeiting - Possess Tools	10 ATTEMPTS	5		2	2	1	
750.260	Counterfeiting - Coins/Possess 5 or more	LIFE ATTEMPTS	73	5	20	27	21	
750.261	Counterfeiting - Coins/Possess Less than 5	10 ATTEMPTS	5			3	2	
750.2632	Counterfeiting - Deliver/Possess w/ False ID Mark	1 ATTEMPTS	12	2	2	5	3	
750.2633	Counterfeiting - Deliver/Possess w/ False ID Mark - Felony	5 ATTEMPTS	1				1	
750.264	Counterfeiting - Possession of Counterfeit Marks	MISD ATTEMPTS	2			2		
750.273	Fraud - Obtain Signature to Financial Document	10 ATTEMPTS	1				1	
750.280	Fraud - Common Law	10 ATTEMPTS	3					
750.282-B	Public Utility - Fraudulent Use, Over \$500	4 ATTEMPTS	10		3	5	2	
750.282B	Public Utility - Fraudulent Use, Over \$500	4 ATTEMPTS	2		1	1		
			1				1	
			1			1		
			1			1	1	
			2	1	1			
			8		1		7	
			17	1		6	10	
			1			1		

NOTE: Be sure to check for related offense codes when examining a particular type of crime. They may or may not be in sequential order or even on the same page. Offenders may have multiple dispositions.

# A2a 2014 Criminal Court Dispositions by Offense and Type of Disposition — Non-Assaultive Offenses

Page 13 of 20

			DISPOSITIONS					
Compiled Laws	Offense	Max. Penalty	Total	Prison <sup>1</sup>	Jail	Jail/ Probation <sup>2</sup>	Probation <sup>2</sup>	Other <sup>3</sup>
GRAND TOTAL			36,461	8,809	8,763	11,875	6,611	403
%				24%	24%	33%	18%	1%
VIOLATIONS			33,071	8,474	7,890	10,830	5,525	352
ATTEMPTS			3,390	335	873	1,045	1,086	51
750.292	Innkeeper - Defrauding	4	2		1	1		
ATTEMPTS			1			1		
750.300A1A	Food Stamps - Fraud, \$250 or Less	10	11	2	1	4	4	
ATTEMPTS			1		1			
750.300A1B	Food Stamps - Fraud, Greater than \$250-<\$1K	5	1				1	
ATTEMPTS			3		1	2		
750.300A1C	Food Stamps - Fraud Over \$1K	10	4		1	2	1	
ATTEMPTS			1				1	
750.302-A	Gambling House - Keeping	MISD	2					
ATTEMPTS			1					
750.303-B	Gambling House - Permit for Gain	2	2		2			
ATTEMPTS			1			1		
750.356	Larceny	10	1		1			
ATTEMPTS			25	12	2	5	6	
750.356-A	Larceny - Over \$100 (obsolete)	5	6	1	1	1	3	
ATTEMPTS			1				1	
750.3562A	Larceny - \$20K or More	10	1				1	
ATTEMPTS			316	85	61	120	49	1
750.3562B	Larceny - \$1K - <\$20K - 3rd+ Offense	10	34	3	6	15	10	
ATTEMPTS			16	8	3	5		
750.3563A	Larceny - \$1K - <\$20K	5	1		1			
ATTEMPTS			197		86	45	55	11
750.3563B	Larceny - \$200 - <\$1K - 2nd+ Offense	5	5	1	2	1	1	
ATTEMPTS			94	2	46	20	22	4
750.3564A	Larceny - \$200 - < \$1K	1	1			1		
ATTEMPTS			5	1	1	3		
750.3565	Larceny - Less Than \$200	MISD	3	2			1	
ATTEMPTS			3	3				
750.356A	Larceny - From Motor Vehicle	10	584	95	181	241	67	
ATTEMPTS			66	5	23	26	12	
750.356A-A	Larceny - From Motor Vehicle	5	95	1	56	27	9	2
ATTEMPTS			3		2			1
750.356A1	Larceny - From Motor Vehicle	5	26		12	10	3	1
ATTEMPTS			5		5			
750.356A2A	Breaking & Entering - Vehicle/Semi-Trailer/House Trailer, <\$200	MISD	26	5	4	13	4	
ATTEMPTS			2		2			
750.356A2B1	Breaking & Entering - Vehicle/Semi-Trailer/House Trailer, \$200 - <\$1K	1	4	3		1		
ATTEMPTS			1			1		
750.356A2B2	Breaking & Entering - Vehicle/Semi-Trailer/House Trailer - 2nd+ Offense	1	153	47	28	55	23	
ATTEMPTS			2	1	3	5	4	
750.356A2C1	Breaking & Entering - Vehicle/Semi-Trailer/House Trailer, \$1K - <\$20K	5						
ATTEMPTS								
750.356A2C2	Breaking & Entering - Vehicle/Semi-Trailer/House Trailer, \$200-<\$1K - 2nd+Ofns	5						
ATTEMPTS								
750.356A2D2	Breaking & Entering - Vehicle Semi-Trailer/House Trailer, \$1K-<\$20K - 2nd+Ofns	10						
ATTEMPTS								
750.356A3	Breaking & Entering - Vehicle Semi-Trailer/House Trailer, w/ Damage	5						
ATTEMPTS								

NOTE: Be sure to check for related offense codes when examining a particular type of crime. They may or may not be in sequential order or even on the same page. Offenders may have multiple dispositions.



# A2a 2014 Criminal Court Dispositions by Offense and Type of Disposition — Non-Assaultive Offenses

Page 14 of 20

			DISPOSITIONS					
Compiled Laws	Offense	Max. Penalty	Total	Prison <sup>1</sup>	Jail	Jail/ Probation <sup>2</sup>	Probation <sup>2</sup>	Other <sup>3</sup>
	GRAND TOTAL	%	36,461	8,809	8,763	11,875	6,611	403
	VIOLATIONS		33,071	8,474	7,890	10,830	5,525	352
	ATTEMPTS		3,390	335	873	1,045	1,086	51
750.356B	Breaking & Entering - Coin Telephone	4 ATTEMPTS	1					1
750.356C	Retail Fraud - 1st Degree	5 ATTEMPTS	1,373	491	314	408	153	7
			84	7	36	24	17	
750.356D	Retail Fraud - 2nd Degree	1 ATTEMPTS	210	4	108	47	46	5
			5		3	2		
750.356D4	Retail Fraud - 3rd Degree	MISD ATTEMPTS	84	3	49	18	12	2
			1				1	
750.357	Larceny from Person	10 ATTEMPTS	326	114	61	91	58	2
			45	10	11	16	8	
750.357A	Larceny of Livestock	4 ATTEMPTS	13	1	8	4		
750.357B	Weapons - Firearms - Larceny	5 ATTEMPTS	203	70	40	69	24	
			7	1	1	3	2	
750.359	Larceny - From Vacant Building	MISD ATTEMPTS	7		1	2	2	2
750.360	Larceny in Building	4 ATTEMPTS	2,021	378	541	785	316	1
			405	19	129	165	87	5
750.360A2A	Theft Detection Device - Deactivate/Remove	MISD ATTEMPTS	32		20	8	3	1
750.360A2B	Theft Detection Device - Deactivate/Remove - 2nd Offense	4 ATTEMPTS	1		1			
750.361	Trains - Steal/Maliciously Remove Parts	2 ATTEMPTS	1		1			
750.362	Larceny by Conversion	10 ATTEMPTS	2	2				
750.3622A	Larceny by Conversion, \$20K or More	10 ATTEMPTS	22	9	1	6	6	
750.3623A	Larceny by Conversion, \$1K - <\$20K	5 ATTEMPTS	86	19	16	38	13	
			14	1	4	6	3	
750.3623B	Larceny by Conversion, \$200 - <\$1K - 2nd+ Offense	5 ATTEMPTS	2			1	1	
750.3624A	Larceny by False Personation, \$200 - <\$1K	MISD ATTEMPTS	21		9	7	5	
750.3625	Larceny by Conversion, Less than \$200	MISD ATTEMPTS	6		4			2
750.362A2A	Fail to Return Rented Property, \$20K or More	10 ATTEMPTS	7			1	6	
750.362A3A	Fail to Return Rented Property, \$1K - <\$20K	5 ATTEMPTS	21	1	8	7	5	
			4		2	1	1	
750.362A4A	Failure to Return Rented Property - 1 Year Misd.	MISD ATTEMPTS	5				4	1
750.362A5	Failure to Return Rented Property - 93 Day Misd.	MISD ATTEMPTS	1		1			
750.362AA	Fail to Return Rented Property, Over \$100 (Obsolete)	2 ATTEMPTS	1				1	
750.3634A	Larceny by False Personation, \$200 - <\$1K	MISD ATTEMPTS	2		1		1	

NOTE: Be sure to check for related offense codes when examining a particular type of crime. They may or may not be in sequential order or even on the same page. Offenders may have multiple dispositions.

# A2a 2014 Criminal Court Dispositions by Offense and Type of Disposition — Non-Assaultive Offenses

Page 15 of 20

			DISPOSITIONS					
Compiled Laws	Offense	Max. Penalty	Total	Prison <sup>1</sup>	Jail	Jail/ Probation <sup>2</sup>	Probation <sup>2</sup>	Other <sup>3</sup>
	GRAND TOTAL	%	36,461	8,809	8,763	11,875	6,611	403
	VIOLETIONS		33,071	8,474	7,890	10,830	5,525	352
	ATTEMPTS		3,390	335	873	1,045	1,086	51
750.3635	Larceny by False Personation, <\$200	MISD ATTEMPTS	4		2	2		
750.365	Larceny from Car or Person Injured In Train Accident	20 ATTEMPTS	1	1				
750.377A1A1	Malicious Destruction Pers. Prop., \$20K Or More	10 ATTEMPTS	5	5				
750.377A1B1	Malicious Destruction Pers. Prop., \$1K - <\$20K	5 ATTEMPTS	218 24	30	37 11	88 5	61 8	2
750.377A1B2	Malicious Destruction Pers. Prop., \$200 - <\$1K - 2nd+ Offense	5 ATTEMPTS	3	2		1		
750.377A1C1	Malicious Destruction Pers. Prop., \$200 - <\$1K	1 ATTEMPTS	139 1	1	54 1	39	37	8
750.377A1C2	Malicious Destruction Pers. Prop., Under \$200 - 2nd Offense	MISD ATTEMPTS	1		1			
750.377A1D	Malicious Destruction Pers. Prop., Under \$200	MISD ATTEMPTS	65 1		34	20	10 1	1
750.3802A	Malicious Destruction of Bldg., \$20K or More	10 ATTEMPTS	5 1	4		1 1		
750.3803A	Malicious Destruction of Bldg., \$1K - <\$20K	5 ATTEMPTS	99 15	32 1	14 1	28 3	25 10	
750.3804A	Malicious Destruction of Bldg., \$200 - <\$1K	1 ATTEMPTS	73 1	2	31	12	28 1	
750.3805	Malicious Destruction of Bldg., <\$200	MISD ATTEMPTS	57 1		37	11	8 1	1
750.380A	Malicious Destruction of Bldg., Over \$100 (Obsolete)	4 ATTEMPTS	2		2			
750.381	Malicious Destruction of Bldg., Gates/Fences	MISD ATTEMPTS	2		1	1		
750.3821A	Malicious Destruction of Property - Trees, Shrubs, Crops, Grass, Soil	MISD ATTEMPTS	2		1	1		
750.3821B1	Mal. Destr. Trees/Shrubs/etc., \$200 - < \$1K	1 ATTEMPTS	2		2			
750.3821C1	Mal. Destr. Trees/Shrubs/etc., \$1K - <\$20K	5 ATTEMPTS	7 1		2	2 1	2	1
750.383A	Malicious Destruction of Prop., Utility Prop.	4 ATTEMPTS	37 8	4	3 1	8 3	22 4	
750.3874A	Malicious Destruction of Tombs/ Memorials	MISD ATTEMPTS	1		1			
750.3875A	Malicious Destruction of Tombs/ Memorials, \$1K - <\$20K	5 ATTEMPTS	2	1			1	
750.411A1A	False Report of Misdemeanor	MISD ATTEMPTS	22		8	4	8	2
750.411A1B	False Report of Felony	4 ATTEMPTS	148 37	13 1	30 12	62 13	40 11	3
750.411A3A	False Report/Threat of Bomb/ Harmful Device	4 ATTEMPTS	19 1	5	1	8 1	5	
750.411L	Money Laundering - 4th Degree	2 ATTEMPTS	2				2	

NOTE: Be sure to check for related offense codes when examining a particular type of crime. They may or may not be in sequential order or even on the same page. Offenders may have multiple dispositions.

# A2a 2014 Criminal Court Dispositions by Offense and Type of Disposition — Non-Assaultive Offenses

Page 16 of 20

			DISPOSITIONS					
Compiled Laws	Offense	Max. Penalty	Total	Prison <sup>1</sup>	Jail	Jail/ Probation <sup>2</sup>	Probation <sup>2</sup>	Other <sup>3</sup>
	GRAND TOTAL	%	36,461	8,809	8,763	11,875	6,611	403
	VIOLETIONS		33,071	8,474	7,890	10,830	5,525	352
	ATTEMPTS		3,390	335	873	1,045	1,086	51
750.411N	Money Laundering - 2nd Degree	10	1			1		
	ATTEMPTS							
750.411U	Gang Membership - Assoc/Member	20	6	6				
	Commit/Attempt Felony	ATTEMPTS						
750.413	Motor Vehicle - Unlawful Drive	5	657	237	154	189	75	2
	Away	ATTEMPTS	88	11	29	37	11	
750.414	Motor Vehicle - Unlawful Use	2	324	30	110	123	59	2
	ATTEMPTS		12		6	1	4	1
750.414-A	Motor Vehicle - Unlawful Use	MISD	13		3	4	6	
	ATTEMPTS							
750.414A	Motor Vehicle - Possess Master Key	MISD	4		3		1	
	ATTEMPTS							
750.4151	Motor Vehicles - Conceal/Misrep.	4	5		1	1	3	
	Identity w/out Intent to Mislead	ATTEMPTS						
750.4152	Motor Vehicle - Conceal/Misrep.	4	16	3	1	5	7	
	Identity to Mislead	ATTEMPTS						
750.4155	Motor Vehicle - Possess/Deliver -	4	4			3	1	
	ID Plates or Labels	ATTEMPTS						
750.4156	Motor Vehicle - Buy/Receive Part	10	1			1		
	w/ ID Removed/Altered	ATTEMPTS						
750.416	Motor Vehicle - Tampering	MISD	2			1	1	
	ATTEMPTS							
750.422-A	Perjury - Court Proceeding,	LIFE	2	2				
	Capital Crime	ATTEMPTS						
750.422-B	Perjury - Court Proceeding	15	8	5		3		
	ATTEMPTS		2			2		
750.423	Perjury - Other Than Court	15	2			1	1	
	Proceeding	ATTEMPTS						
750.424-B	Perjury - Subornation, Court	15	1	1				
	Proceeding	ATTEMPTS						
750.425-B	Perjury - Incite/Procure, Court	5	3	3				
	Proceeding	ATTEMPTS	1			1		
750.448	Prostitution - Accost and Solicit	MISD	9		8	1		
	ATTEMPTS							
750.449A	Prostitution - Engaging Services of	MISD	2			1	1	
	ATTEMPTS							
750.451-C	Prostitution - 2nd Offense	MISD	1		1			
	ATTEMPTS							
750.451-D	Prostitution - 3rd+ Offense	2	26	4	18	3	1	
	ATTEMPTS							
750.452	Prostitution - Keeping House of	5	2			2		
	ATTEMPTS							
750.457	Prostitution - Accept Earnings	20	8	4	2	2		
	ATTEMPTS							
750.474	Medical Marihuana - Improper	MISD	32		8	9	8	7
	Transportation in a Vehicle	ATTEMPTS	1					1
750.478	Public Officer - Willfull Neglect of	MISD	6			1	5	
	Duty	ATTEMPTS						

NOTE: Be sure to check for related offense codes when examining a particular type of crime. They may or may not be in sequential order or even on the same page. Offenders may have multiple dispositions.

# A2a 2014 Criminal Court Dispositions by Offense and Type of Disposition — Non-Assaultive Offenses

Page 17 of 20

			DISPOSITIONS					
Compiled Laws	Offense	Max. Penalty	Total	Prison <sup>1</sup>	Jail	Jail/ Probation <sup>2</sup>	Probation <sup>2</sup>	Other <sup>3</sup>
GRAND TOTAL			36,461	8,809	8,763	11,875	6,611	403
%				24%	24%	33%	18%	1%
VIOLATIONS			33,071	8,474	7,890	10,830	5,525	352
ATTEMPTS			3,390	335	873	1,045	1,086	51
750.4792A2	Lying to Peace Officer - Serious Misd Investigation	MISD ATTEMPTS	7		5	1		1
750.4792B2	Lying to Peace Officer - 1-4 Year Crime Investigation	MISD ATTEMPTS	9		5	3		1
750.4792C2	Lying to Peace Officer - 4 Year or More Crime Investigation	2 ATTEMPTS	66	8	14	26	17	1
750.4792D2	Lying to Peace Officer - Violent Crime Investigation	4 ATTEMPTS	6		2	2	1	1
750.483A2A	Interfering w/ Crime Report	4 ATTEMPTS	20	8	7	4	1	
750.483A6A	Tamper w/ Evidence	1 ATTEMPTS	1				1	
750.483A6B	Tamper w/ Evidence - Criminal Case Max >10 yr Term	15 ATTEMPTS	15		5	5	5	
750.49-A	Animals - Fighting	4 ATTEMPTS	19	1	5	10	3	
750.49-B	Animals - Attend Fight	4 ATTEMPTS	4			2	2	
750.49-C	Animals - Fighting, Possess Equipment	15 ATTEMPTS	15	10	2	1	2	
750.492A1A	Medical Records - False Info on Chart by Health Care Provider	7 ATTEMPTS	7	1	1	2	3	
750.492A1B	Medical Record - Recklessly Placing False Info - Health Care Provider	1 ATTEMPTS	1			1		
750.50	Animals - Abandoning/Cruelty	4 ATTEMPTS	4	3			1	
750.504A	Medical Records - False Info on Chart by Health Care Provider	7 ATTEMPTS	7			7		
750.504B	Medical Record - Recklessly Placing False Info - Health Care Provider	1 ATTEMPTS	1				1	
750.504B-A	Animals - Abandon/Cruelty to 1 Animal	3 ATTEMPTS	3		2		1	
750.504B-B	Animals - Abandon/Cruelty to 2 or 3 Animals	4 ATTEMPTS	4		1		3	
750.504B-C	Animals - Abandon/Cruelty to 4 - 9 Animals	1 ATTEMPTS	1			1		
750.504D	Animals - Abandon/Cruelty to 10 or More Animals	2 ATTEMPTS	11		2	3	6	
750.505	Common Law Offenses	1 ATTEMPTS	1			2	1	
750.505-A	Obstruction of Justice	4 ATTEMPTS	4				2	
750.505-B	Accessory After the Fact to Felony	5 ATTEMPTS	1	2			1	
750.505-C	Common Law Offenses	5 ATTEMPTS	31	10	10	7	4	
750.5082B	Police Radio Receivers/Scanners, Use in Commission of Felony	6 ATTEMPTS	6	1	2	2	1	
750.50B	Animals - Kill/Torture	8 ATTEMPTS	72	17	10	24	21	
			6	1		4	1	
			8	2	1	2	3	
			2	1	1			
			27	8	5	10	4	
			9	1	2	3	2	1

NOTE: Be sure to check for related offense codes when examining a particular type of crime. They may or may not be in sequential order or even on the same page. Offenders may have multiple dispositions.

# A2a 2014 Criminal Court Dispositions by Offense and Type of Disposition — Non-Assaultive Offenses

Page 18 of 20

			DISPOSITIONS					
Compiled Laws	Offense	Max. Penalty	Total	Prison <sup>1</sup>	Jail	Jail/ Probation <sup>2</sup>	Probation <sup>2</sup>	Other <sup>3</sup>
	GRAND TOTAL	%	36,461	8,809	8,763	11,875	6,611	403
	VIOLETIONS			24%	24%	33%	18%	1%
	ATTEMPTS		33,071	8,474	7,890	10,830	5,525	352
			3,390	335	873	1,045	1,086	51
750.535	Stolen Prop. - Receive & Conceal (Obsolete)	10 ATTEMPTS	1	1				
750.5352A	Stolen Prop. - Receive & Conceal, \$20K or More	10 ATTEMPTS	52	16	6	17	13	
750.5352B	Stolen Prop. - Receive & Conceal, \$1K - <\$20K - 3rd+ Offense	10 ATTEMPTS	3			2	1	
750.5353A	Stolen Prop. - Receive & Conceal, \$1K - <\$20K	5 ATTEMPTS	7	1	1	1	4	
750.5353B	Stolen Prop. - Receive & Conceal, \$200 - <\$1K - 2nd+ Offense	5 ATTEMPTS	1				1	
750.5354A	Stolen Prop. - Receive & Conceal, \$200 - <\$1K	1 ATTEMPTS	480	154	90	147	88	1
750.5355	Stolen Prop. - Receive & Conceal, Under \$200	MISD ATTEMPTS	50	1	21	16	12	
750.5357	Stolen Prop. - Receive & Conceal, Motor Vehicle	5 ATTEMPTS	5	2		2	1	
750.535A	Motor Vehicles - Operate Chop Shop	10 ATTEMPTS	1			1		
750.535A2	Motor Vehicles - Operate Chop Shop	10 ATTEMPTS	111		52	24	34	1
750.535B	Weapons - Firearms, Receive & Conceal	10 ATTEMPTS	1		1			
750.539C	Eavesdropping	2 ATTEMPTS	31		20	8	3	
750.539D	Eavesdropping - Install/Use	2 ATTEMPTS	556	147	108	139	161	1
750.539F	Eavesdropping - Manufac/Possess Device	2 ATTEMPTS	53	9	12	11	21	
750.5405A	Interfere w/ Electronic Communications	2 ATTEMPTS	3		2			1
750.540E	Telecommunications - Malicious Use	MISD ATTEMPTS	36	6	5	13	12	
750.543M	Terrorism - False Report or Threat	20 ATTEMPTS	2				2	
750.552	Trespass	MISD ATTEMPTS	133	48	22	49	13	1
750.552B	Trespass - State Correctional Facility	4 ATTEMPTS	14	3	4	5	2	
750.552c	Trespass Upon Key Facility	4 ATTEMPTS	1			1		
750.57	Animals - Burial	MISD ATTEMPTS	9	4		3	2	
750.66	Animals - Fail to Provide Info to Person Bitten by His/Her Dog	MISD ATTEMPTS	1		1			
750.92	Attempt Commit Crime	10 ATTEMPTS	1			1		
752.10031	Health Care Fraud - False Claim	4 ATTEMPTS	1					
			175	42	52	61	20	
			29		12	12	5	
			22	2	3	8	8	1
			1		1			
			14	6		5	3	
			5		1	4		
			27		15	5	6	1
			1			1		
			7	3	1	1	2	
			1		1			
			1			1		
			1		1			
			1				1	
			4	1		1	2	

NOTE: Be sure to check for related offense codes when examining a particular type of crime. They may or may not be in sequential order or even on the same page. Offenders may have multiple dispositions.

# A2a 2014 Criminal Court Dispositions by Offense and Type of Disposition — Non-Assaultive Offenses

Page 19 of 20

			DISPOSITIONS					
Compiled Laws	Offense	Max. Penalty	Total	Prison <sup>1</sup>	Jail	Jail/ Probation <sup>2</sup>	Probation <sup>2</sup>	Other <sup>3</sup>
GRAND TOTAL			36,461	8,809	8,763	11,875	6,611	403
%				24%	24%	33%	18%	1%
VIOLATIONS			33,071	8,474	7,890	10,830	5,525	352
ATTEMPTS			3,390	335	873	1,045	1,086	51
752.10032	Health Care Fraud - Medically Unnecessary	4 ATTEMPTS	1	1				
752.10033	Health Care Fraud - False Statement	4 ATTEMPTS	3		1	1		1
752.10541	Copying Audio/Video Recordings for Gain - Misdemeanor	MISD ATTEMPTS	1				1	
752.10542	Copy Audio/Video for Gain - Felony	5 ATTEMPTS	4		1		3	
752.1084	Organized Retail Crime	5 ATTEMPTS	17	1	8	3	5	
752.272	Chemical Agents - Prohibited Uses	MISD ATTEMPTS	11		2	2	7	
752.7971B1	Computers - Fraudulent Access, \$200 - <\$1K	1 ATTEMPTS	132	36	16	73	7	
752.7972A	Computers - Unauthorized Access	5 ATTEMPTS	16		7	5	4	
752.7973A	Computers - Use to Commit Crime Max 1 Yr or Less	1 ATTEMPTS	4		3	1		
752.7973C	Computers - Use to Commit Crime Max 2 yrs - <4 yrs	4 ATTEMPTS	1			1		
752.7973D	Computers - Use to Commit Crime Max 4 yrs - <10 yrs	7 ATTEMPTS	8		1	4	3	
752.7973E	Computers - Use to Commit Crime Max 10 yrs - <20 yrs	10 ATTEMPTS	13		4	3	6	
752.7973F	Computers - Use to Commit Crime Max 20 yrs or More	20 ATTEMPTS	14	2		7	5	
752.811A	Breaking & Entering - Coin Operated Device	3 ATTEMPTS	2		1	1		
752.811B	Breaking & Entering - Possess Tool to Open Coin-Operated Device	3 ATTEMPTS	144	43	9	75	17	
767A.91A	Prosecutor's Investigative Perjury	15 ATTEMPTS	6	6				
767A.91B	Prosecutor's Investigative Subpoena Perjury	LIFE ATTEMPTS	9	4		3	2	
769.10	Habitual Offender - 2nd Offense	LIFE ATTEMPTS	24	17		5	2	
769.11	Habitual Offender - 3rd Offense	LIFE ATTEMPTS	3			2	1	
771.3F	Tampering with Electronic Monitoring Device	2 ATTEMPTS	12		7	4		1
780.62	Abscond on Misdemeanor Bond	MISD ATTEMPTS	3	1	2			
791.236	Sex Offender Reg - No Correct Adrs Before Leaving Prison	4 ATTEMPTS	1	1				
800.263A2	Prisons - Possession/Use of a Cellphone	5 ATTEMPTS	6	3		1	2	
800.2811	Prisons - Furnish Contraband to Prisoner in Prison	5 ATTEMPTS	15	7		7	1	
			1		1			
			1				1	
			113	54	44	8	3	4
			4		2		2	
			1		1			
			2		1	1		
			3	3				
			1	1				
			16	8	2	6		
			2			2		

NOTE: Be sure to check for related offense codes when examining a particular type of crime. They may or may not be in sequential order or even on the same page. Offenders may have multiple dispositions.

# A2a 2014 Criminal Court Dispositions by Offense and Type of Disposition — Non-Assaultive Offenses

Page 20 of 20

			DISPOSITIONS					
			Total	Prison <sup>1</sup>	Jail	Jail/ Probation <sup>2</sup>	Probation <sup>2</sup>	Other <sup>3</sup>
GRAND TOTAL			36,461	8,809	8,763	11,875	6,611	403
%				24%	24%	33%	18%	1%
VIOLATIONS			33,071	8,474	7,890	10,830	5,525	352
ATTEMPTS			3,390	335	873	1,045	1,086	51
Compiled Laws	Offense	Max. Penalty						
800.2813	Prisons - Bring Contraband Into Prison	5 ATTEMPTS	43	10	16	13	4	
			5	1	3	1		
800.2814	Prisons - Prisoner Possessing Contraband	5 ATTEMPTS	34	31	2	1		
			9	8	1			
800.2834	Prisons - Prisoner Possessing Weapon	5 ATTEMPTS	149	145	3			1
			38	38				
800.283A	Prisons - Furnish Cellphone to Prisoner	5 ATTEMPTS	1	1				
			2	1		1		
801.2622	Jails - Prisoner Possess Weapon	5 ATTEMPTS	8	7			1	
			1		1			
801.262A2	Jails - Prisoner Possessing a Cell Phone	5 ATTEMPTS	4		3	1		
			1		1			
801.2631	Jails - Furnish Contraband to Prisoner	5 ATTEMPTS	46	5	19	21	1	
			5		3	2		
801.2632	Jails - Prisoner Possessing Contraband	5 ATTEMPTS	85	14	32	33	6	
			7		5	2		

<sup>1</sup> Includes HYTA Prison.

<sup>2</sup> Includes Delayed and Suspended Sentences, HYTA Probation, and SAI Probation.

<sup>3</sup> Includes Restitution, Fines, Costs, Community Service and DHS sentences.

NOTE: Be sure to check for related offense codes when examining a particular type of crime. They may or may not be in sequential order or even on the same page. Offenders may have multiple dispositions.

Source: OMNI Court Disposition Extracts

# A2b 2014 Criminal Court Dispositions by Offense and Type of Disposition — Drug Offenses

Page 1 of 4

			DISPOSITIONS					
Compiled Laws	Offense	Max. Penalty	Total	Prison <sup>1</sup>	Jail	Jail/ Probation <sup>2</sup>	Probation <sup>2</sup>	Other <sup>3</sup>
	GRAND TOTAL	%	19,540	2,748 14%	4,825 25%	7,438 38%	4,319 22%	210 1%
	VIOLATIONS		18,472	2,654	4,611	7,143	3,872	192
	ATTEMPTS		1,068	94	214	295	447	18
333.17766B	Contr. Sub. - Drugs, Obtain by False Representation	MISD ATTEMPTS	1		1			
333.17766C	Contr. Sub. - Drugs, Falsely Make/Utter/ Publish/Pass/Alter/Forge Rx	2 ATTEMPTS	7		5	2		
333.17766C1	Contr. Sub. - Ephedrine/Pseudoephedrine Posses >12 grams	2 ATTEMPTS	15	3	2	10		
333.17766D	Contr. Sub. - Drugs, Knowingly Posses False/Forged/Altered Rx	MISD ATTEMPTS	1		1			
333.17766E	Contr. Sub. - Drugs, Knowingly Attempts to Possess False/Forged/Altered Rx	MISD ATTEMPTS	9		4	2	3	
333.26424	Contr. Sub. - Illegal Sale of Medical Marihuana	2 ATTEMPTS	29 2	2	3	20 1	4	1
333.73022	Controlled Substances - Drugs, Label Alteration/Defacement	MISD ATTEMPTS	3		1	1	1	
333.7340	Contr. Sub. - Sale of Ephedrine by Electronic Means	4 ATTEMPTS	1			1		
333.73413	Contr. Sub. - Imitation Mfg/ Distribution	2 ATTEMPTS	56	9	25	19	3	
333.7401	Contr. Sub. - Delivery/Manufacture	LIFE ATTEMPTS	1		1			
333.74012A1	Contr. Sub. - Del/Mfg 1,000+ Grams (Narc. or Cocaine)	LIFE ATTEMPTS	11	11				
333.74012A2	Contr. Sub. - Del/Mfg 450 - 999 Grams (Narc. or Cocaine)	30 ATTEMPTS	3	3				
333.74012A3	Contr. Sub. - Del/Mfg 50 - 449 Grams (Narc. or Cocaine)	20 ATTEMPTS	72 11	64 10	2	4	2 1	
333.74012A4	Contr. Sub. - Del/Mfg Under 50 Grams (Narc. or Cocaine)	20 ATTEMPTS	2,429 259	816 39	465 52	825 61	317 107	6
333.74012B-A	Contr. Sub. - Del/Mfg (Sched. 1-3), Except Marijuana	7 ATTEMPTS	510 23	110 3	82 5	234 4	78 10	6 1
333.74012B-B	Contr. Sub. - Del/Mfg (Subs added Sched. 1-3 by Rule)	7 ATTEMPTS	2			2		
333.74012B1	Contr. Sub. - Del/Mfg Meth/Ecstasy	20 ATTEMPTS	193 20	111 6	5 2	65 10	11 2	1
333.74012C-A	Contr. Sub. - Del/Mfg (Sched. 4)	4 ATTEMPTS	112 4	15	27 1	54 2	13 1	3
333.74012C-B	Contr. Sub. - Del/Mfg (Added to Sched. 4 by Board Rule)	4 ATTEMPTS	7 1	1	1 1	1 1	4	
333.74012D	Contr. Sub. - Del/Mfg (Sched. 5)	2 ATTEMPTS	12 1		5	4	1	2
333.74012D1	Contr. Sub. - Del/Mfg 45 or More Kilograms Marijuana	15 ATTEMPTS	14	3	6	2	3	
333.74012D2	Contr. Sub. - Del/Mfg 5 to <45 Kilograms Marijuana	7 ATTEMPTS	155 4	21	26	78 2	28 2	2
333.74012D3	Contr. Sub. - Del/Mfg Marijuana	4 ATTEMPTS	2,340 248	247 12	496 42	954 55	620 134	23 5
333.74012F	Prescription Forms - Del/Mfg/ Intent	7 ATTEMPTS	9	2	2	5		

NOTE: Be sure to check for related offense codes when examining a particular type of crime. They may or may not be in sequential order or even on the same page. Offenders may have multiple dispositions.



# A2b 2014 Criminal Court Dispositions by Offense and Type of Disposition — Drug Offenses

Page 2 of 4

			DISPOSITIONS					
Compiled Laws	Offense	Max. Penalty	Total	Prison <sup>1</sup>	Jail	Jail/ Probation <sup>2</sup>	Probation <sup>2</sup>	Other <sup>3</sup>
GRAND TOTAL			19,540	2,748	4,825	7,438	4,319	210
%				14%	25%	38%	22%	1%
VIOLATIONS			18,472	2,654	4,611	7,143	3,872	192
ATTEMPTS			1,068	94	214	295	447	18
333.7401C2A	Contr. Sub. - Operate/Maintain Lab	10	116	42	22	44	7	1
	ATTEMPTS		1		1			
333.7401C2B	Contr. Sub. - Operate/Maintain Lab	20	15	12		3		
	Near Minor	ATTEMPTS	1		1			
333.7401C2C	Contr. Sub. - Operate/Maintain Lab	20	34	19		15		
	Involving Hazardous Waste	ATTEMPTS						
333.7401C2D	Contr. Sub. - Operate/Maintain Lab	20	25	14		11		
	Near Specified Places	ATTEMPTS	1			1		
333.7401C2E	Contr. Sub. - Operate/Maintain Lab	25	4	1		3		
	Involving Firearm	ATTEMPTS						
333.7401C2F	Contr. Sub. - Operate/Maintain Lab	20	393	211	13	132	30	7
	Involving Meth	ATTEMPTS	18	4	1	11	2	
333.74022A	Contr. Sub. - Create/Del./Intent	10	16	5	4	5	2	
	Counterfeit (Narcotic)	ATTEMPTS	4		1	2	1	
333.74022B	Contr. Sub. - Create/Del./Intent	5	8		3	4		1
	Counterfeit (Sched. 1-3)	ATTEMPTS	1			1		
333.74022D	Contr. Sub. - Create/Del./Counterfeit	2	1		1			
	Sub. (Sched. 5)	ATTEMPTS						
333.74022E	Contr. Sub. - Create/Deliver	15	16	9		5	2	
	Analogue	ATTEMPTS	1				1	
333.7403	Contr. Sub. - Possess Marijuana	LIFE	1		1			
	ATTEMPTS							
333.74032A	Contr. Sub. - Possess	LIFE	3		2	1		
	ATTEMPTS							
333.74032A3	Contr. Sub. - Possess 50 - 449	20	12	11		1		
	Grams (Narcotic)	ATTEMPTS	1	1				
333.74032A4	Contr. Sub. - Possess 25 - 49	4	23	7	6	5	5	
	Grams (Narcotic)	ATTEMPTS	1			1		
333.74032A5	Contr. Sub. - Possess <25 Grams	4	4,957	404	1,396	1,945	1,187	25
	(Narcotic)	ATTEMPTS	225	6	57	50	110	2
333.74032B-A	Contr. Sub. - Possess	2	1,873	91	474	862	438	8
	Analogues/Sched. 1-4	ATTEMPTS	111		26	34	45	6
333.74032B-B	Contr. Sub. - Possess	2	39	4	5	14	16	
	Analogues/Sched. 1-4	ATTEMPTS	4				3	1
333.74032B1	Contr. Sub. - Possess	10	1,158	197	258	550	149	4
	Methamphetamine	ATTEMPTS	62	11	6	37	8	
333.74032C-A	Contr. Sub. - Possess Sched. 5	1	20		4	9	6	1
	ATTEMPTS							
333.74032CB	Contr. Sub. - Possess Sched. 5	MISD	1		1			
	ATTEMPTS							
333.74032D	Contr. Sub. - Possess Marijuana	1	2,107	29	805	664	549	60
	ATTEMPTS		10		2	5	3	
333.74032F	Prescription Forms - Possession	MISD	7		3	2	1	1
	ATTEMPTS							
333.7403A	Controlled Substance - Fraudulently	4	8		3	1	4	
	Obtaining	ATTEMPTS	2			2		
333.74042	Controlled Substance - Possession	MISD	2			2		
	ATTEMPTS							

NOTE: Be sure to check for related offense codes when examining a particular type of crime. They may or may not be in sequential order or even on the same page. Offenders may have multiple dispositions.

# A2b 2014 Criminal Court Dispositions by Offense and Type of Disposition — Drug Offenses

Page 3 of 4

			DISPOSITIONS					
Compiled Laws	Offense	Max. Penalty	Total	Prison <sup>1</sup>	Jail	Jail/ Probation <sup>2</sup>	Probation <sup>2</sup>	Other <sup>3</sup>
	GRAND TOTAL	%	19,540	2,748	4,825	7,438	4,319	210
	VIOLATIONS		18,472	2,654	4,611	7,143	3,872	192
	ATTEMPTS		1,068	94	214	295	447	18
333.74042A	Contr. Sub. - Use (Narcotic/Cocaine/ Meth/Ecstasy)	1 ATTEMPTS	188	3	73	37	65	10
333.74042B	Contr. Sub. - Use	1 ATTEMPTS	173	1	53	27	89	3
333.74042C	Contr. Sub. - Use, Sched. 5 or LSD, Etc.	MISD ATTEMPTS	2		2		1	
333.74042D	Contr. Sub. - Use of Marijuana	MISD ATTEMPTS	28		16	3	6	3
333.7405D	Contr. Sub. - Maintain Drug House	2 ATTEMPTS	916	135	232	366	164	19
333.7405E	Contr. Sub. - Maintain Drug House	2 ATTEMPTS	17		5	5	7	
333.74071A	Contr. Sub. - Licensee Distribute w/o Order Form	4 ATTEMPTS	1			1		
333.74071C	Contr. Sub. - Obtain by Fraud	4 ATTEMPTS	185	17	50	78	40	
333.74071G	Contr. Sub. - Counterfeit Prescription Form	4 ATTEMPTS	30	1	10	8	9	2
333.7407A1-A	Contr. Sub. - Attempt Felony	LIFE ATTEMPTS	8	3		5		
333.7407A1(B)	Controlled Substance - Fraud	4 ATTEMPTS	34		9	18	6	1
333.7407AA	Contr. Sub. - Inducing Person to Violate - Life Felony	VAR ATTEMPTS	1		1			
333.74101-D	Contr. Sub. - Delivery to Minor, Sched. 4 and Marijuana	8 ATTEMPTS	2		2			
333.74101F	Contr. Sub. - Delivery to Minor Minor (Sched. %)	4 ATTEMPTS	1			1		
333.74102	Contr. Sub. - Distribution w/o Remuneration (Marijuana)	60 ATTEMPTS	1		3	5	1	4
333.74102-A	Contr. Sub. - Deliver <50 Grams, School Prop. (Narc/Cocaine)	60 ATTEMPTS	13	10		3		
333.74103	Contr. Sub. - Intent Deliver <50 Grams, School Prop (Narc.)	40 ATTEMPTS	4	3		1		
333.74104-A	Contr. Sub. - Possess on School/ Library Prop. (Narc./Coc.) <25 Grams	8 ATTEMPTS	8	2	2	3	1	
333.74104-B	Contr. Sub. - Possess on School/ Library Property (Sched.1-4)	4 ATTEMPTS	11	3	1	6	1	
333.74104-D	Contr. Sub. - Possess Marijuana, on School/Library Property	2 ATTEMPTS	29	1	4	13	10	1
333.7410A	Contr. Sub. - Deliver/Possess in Park	2 ATTEMPTS	1			1		
333.74132	Contr. Sub. - 2nd+ Offense - Double Penalty	VAR ATTEMPTS	12		2	7	3	
335.06	Contr. Sub. - Sale/Mfg/Distribute Marijuana	4 ATTEMPTS	1				1	
335.07	Marihuana, Possession	MISD ATTEMPTS	1			1		

NOTE: Be sure to check for related offense codes when examining a particular type of crime. They may or may not be in sequential order or even on the same page. Offenders may have multiple dispositions.

# A2b 2014 Criminal Court Dispositions by Offense and Type of Disposition — Drug Offenses

Page 4 of 4

GRAND TOTAL		
%		
VIOLATIONS		
ATTEMPTS		
Compiled Laws	Offense	Max. Penalty
335.15	Marijuana, Unlawful Use	MISD
ATTEMPTS		

DISPOSITIONS					
Total	Prison <sup>1</sup>	Jail	Jail/ Probation <sup>2</sup>	Probation <sup>2</sup>	Other <sup>3</sup>
19,540	2,748	4,825	7,438	4,319	210
18,472	2,654	4,611	7,143	3,872	192
1,068	94	214	295	447	18
1		1			

<sup>1</sup> Includes HYTA Prison.

<sup>2</sup> Includes Delayed and Suspended Sentences, HYTA Probation, and SAI Probation.

<sup>3</sup> Includes Restitution, Fines, Costs, Community Service and DHS sentences.

NOTE: Be sure to check for related offense codes when examining a particular type of crime. They may or may not be in sequential order or even on the same page. Offenders may have multiple dispositions.

Source: OMNI Court Disposition Extracts

# A2c 2014 Criminal Court Dispositions by Offense and Type of Disposition — Assaultive Offenses

Page 1 of 11

			DISPOSITIONS					
Compiled Laws	Offense	Max. Penalty	Total	Prison <sup>1</sup>	Jail	Jail/ Probation <sup>2</sup>	Probation <sup>2</sup>	Other <sup>3</sup>
GRAND TOTAL			18,214	7,705	3,213	4,740	2,431	125
%				42%	18%	26%	13%	1%
VIOLATIONS			16,632	7,503	2,796	4,124	2,098	111
ATTEMPTS			1,582	202	417	616	333	14
257.601C2	Moving Violation - Injury to Operator of Implement of Husbandry	1 ATTEMPTS	6		2	1	3	
257.601D1	Moving Violation - Causing Death	MISD ATTEMPTS	8	1	3	1	3	
257.602A2	Police Officer - Flee - 4th Degree (Vehicle Code)	2 ATTEMPTS	314	40	105	128	41	
257.602A3-A	Police Officer - Flee - 3rd Degree (Vehicle Code)	5 ATTEMPTS	43		11	15	17	
257.602A4-A	Police Officer - Flee - 2nd Degree (Vehicle Code)	10 ATTEMPTS	629	205	129	186	108	1
257.602A5	Police Officer - Flee - 1st Degree (Vehicle Code)	15 ATTEMPTS	26	2	7	10	7	
257.617	Fail to Stop at Accident - Serious Impairment/Death	5 ATTEMPTS	49	31	10	7	1	
257.6173	Fail to Stop at Accident - At Fault Death Result	15 ATTEMPTS	3	3				
257.6254	Operating Vehicle Intoxicated, Causing Death	5 ATTEMPTS	43	18	2	19	3	1
257.6254A	Operating Vehicle Intoxicated, Causing Death	15 ATTEMPTS	2			1	1	
257.6255-A	Operating Vehicle Intoxicated, Causing Serious Injury	5 ATTEMPTS	5	5				
257.626	Driving - Reckless	MISD ATTEMPTS	56	50		3	2	1
257.6263	Driving - Reckless - Causing Serious Impairment of Body Function	5 ATTEMPTS	1	1				
257.6264	Driving - Reckless - Causing Death	15 ATTEMPTS	1				1	
257.653A3	Emergency Vehicle - Careless Passing Injury Result	2 ATTEMPTS	116	36	7	53	19	1
257.9044	Operate - License Susp./Rev./Denied, Causing Death	15 ATTEMPTS	2	1			1	
257.9045	Operate - License Susp./Rev./Denied, Causing Serious Injury	5 ATTEMPTS	2		1		1	
287.3232	Dangerous Animal, Causing Serious Injury	4 ATTEMPTS	16	9	1	4	2	
324.1608	Resist/Obstruct Conservation Officers	2 ATTEMPTS	2			1	1	
324.82126C1	Snowmobiles - Negligent Operation, Causing Injury/Death	2 ATTEMPTS	23	17		4	1	1
324.821275	Snowmobiles - OUIL Cause Impairment	5 ATTEMPTS	1				1	
333.217711	Nursing Homes - Abuse of Patient	MISD ATTEMPTS	1			1		
333.5210	AIDS - Sexual Penetration w/ Uninformed Partner	4 ATTEMPTS	15	14		1		
436.17012	Alcohol - Sell/Furnish to Minor, Causing Death	10 ATTEMPTS	21	5	4	9	3	
			1		1		1	
			3	1	1		1	
			3		1	1	1	
			1			1	1	
			2			1	1	
			1			1		
			1		1			
			4	4				
			1			1		

NOTE: Be sure to check for related offense codes when examining a particular type of crime. They may or may not be in sequential order or even on the same page. Offenders may have multiple dispositions.

# A2c 2014 Criminal Court Dispositions by Offense and Type of Disposition — Assaultive Offenses

Page 2 of 11

			DISPOSITIONS					
Compiled Laws	Offense	Max. Penalty	Total	Prison <sup>1</sup>	Jail	Jail/ Probation <sup>2</sup>	Probation <sup>2</sup>	Other <sup>3</sup>
GRAND TOTAL			18,214	7,705	3,213	4,740	2,431	125
%				42%	18%	26%	13%	1%
VIOLATIONS			16,632	7,503	2,796	4,124	2,098	111
ATTEMPTS			1,582	202	417	616	333	14
462.2571	Trains - Endanger Travel	LIFE	1			1		
ATTEMPTS								
722.675	Distribute Obscene Matter to Children	2	27	8	2	16	1	
ATTEMPTS			1			1		
750.110A2	Home Invasion - 1st Degree	20	541	402	16	78	40	5
ATTEMPTS			103	33	16	28	26	
750.1227B	Witness - Bribe/Intimidate/Interfere	10	19	11	1	6	1	
ATTEMPTS			4			3	1	
750.1227C	Witness - Intimidate/Threaten to Kill or Injure	15	11	7		2	2	
ATTEMPTS			3	1	1	1		
750.1228	Witness - Retaliate Against	10	6	4		1	1	
ATTEMPTS			2			2		
750.135	Children - Abandonment	10	3	1			2	
ATTEMPTS								
750.135A2D	Child Abuse - Leaving Child in Vehicle Resulting in Death	15	1	1				
ATTEMPTS								
750.136B2	Child Abuse - 1st Degree	15	38	37	1			
ATTEMPTS								
750.136B3	Child Abuse - 2nd Degree	4	90	50	10	20	10	
ATTEMPTS			11		2	9		
750.136B4	Child Abuse - 3rd Degree	2	131	20	19	71	21	
ATTEMPTS			5		1	2	2	
750.136B5	Child Abuse - 4th Degree	1	60		15	18	26	1
ATTEMPTS			2		1		1	
750.136D1B	Child Abuse - 2nd Degree, Committed in the Presence of Another Child	10	1			1		
ATTEMPTS								
750.136D1D	Child Abuse - 3rd Degree, Committed in the Presence of Another Child	2	2			2		
ATTEMPTS								
750.145	Children - Contribute to Delinquency	MISD	27		14	7	5	1
ATTEMPTS			1				1	
750.145A-A	Children - Accost for Immoral Purposes	4	131	55	8	53	15	
ATTEMPTS			11	1	3	6	1	
750.145BA	Children - Accost for Immoral Purposes - 2nd+ Offense	10	3	2		1		
ATTEMPTS								
750.145C2	Child Sexually Abusive Activity	20	88	83	1	4		
ATTEMPTS			1	1				
750.145C3	Child Sexually Abusive Activity, Promote or Distribute	7	26	9	5	9	3	
ATTEMPTS								
750.145C4	Child Sexually Abusive Material, Possess	4	1		1			
ATTEMPTS								
750.145C4-A	Child Sexually Abusive Material, Possess	4	189	64	20	92	12	1
ATTEMPTS			8	6		1	1	
750.145D2A	Computer/Internet - Communicate w/ Other to Commit Crime	1	1				1	
ATTEMPTS								
750.145D2C	Computer/Internet - Plan Crime w/ Other, Max 2 - <4 yrs	4	2	1			1	
ATTEMPTS								
750.145D2D	Computer/Internet - Plan Crime w/ Other, Max 4 - <10 yrs	10	12	2	4	5	1	
ATTEMPTS								

NOTE: Be sure to check for related offense codes when examining a particular type of crime. They may or may not be in sequential order or even on the same page. Offenders may have multiple dispositions.

# A2c 2014 Criminal Court Dispositions by Offense and Type of Disposition — Assaultive Offenses

Page 3 of 11

			DISPOSITIONS					
Compiled Laws	Offense	Max. Penalty	Total	Prison <sup>1</sup>	Jail	Jail/ Probation <sup>2</sup>	Probation <sup>2</sup>	Other <sup>3</sup>
GRAND TOTAL			18,214	7,705	3,213	4,740	2,431	125
%				42%	18%	26%	13%	1%
VIOLATIONS			16,632	7,503	2,796	4,124	2,098	111
ATTEMPTS			1,582	202	417	616	333	14
750.145D2E	Computer/Internet - Plan Crime	15	1				1	
	w/ Other, Max 10 - <15 yrs	ATTEMPTS	13	9		4		
750.145D2F	Computer/Internet - Plan Crime	20	3	3				
	w/ Other, Max 15+ yrs	ATTEMPTS	2		1	1		
750.145N1	Vulnerable Adult Abuse -	15	2		1		1	
	1st Degree	ATTEMPTS	2		2			
750.145N2	Vulnerable Adult Abuse -	4	1					
	2nd Degree	ATTEMPTS	9	9				
750.145N3	Vulnerable Adult Abuse -	2	1	1				
	3rd Degree	ATTEMPTS	1					
750.145N4	Vulnerable Adult Abuse -	1						
	4th Degree	ATTEMPTS	1	1				
750.157B	Homicide - Solicitation of	LIFE						
	Murder	ATTEMPTS	9	9				
750.157B2	Homicide - Solicitation of	LIFE	1	1				
	Murder	ATTEMPTS	1	1				
750.157C	Minors - Induce to Commit Felony	VAR						
		ATTEMPTS	2	1		1		
750.158	Sodomy	15	1				1	
		ATTEMPTS	3		1		2	
750.1671F	Disorderly Person - Obscene Conduct	MISD						
		ATTEMPTS	98	79	9	6	4	
750.197C-A	Assault of Prison Employee	4	8	3	4		1	
		ATTEMPTS	2	2				
750.197C-B	Escape - From Jail Through	4	1			1		
	Violence	ATTEMPTS	2		1	1		
750.200J1A-A	Harmful Devices - Imitation -	5						
	Unlawful Possession or Use	ATTEMPTS	3	2			1	
750.2042B	Explosives - Send w/ Intent Injure/	20						
	Destroy, Cause Prop. Damage	ATTEMPTS	1			1		
750.2072A	Explosives - Place Near Property	15						
		ATTEMPTS	2			2		
750.2072B	Explosives - Place Near Property	20						
	Cause Property Damage	ATTEMPTS	4			2	2	
750.209-B	Explosives - Place w/ Intent to Alarm	5						
		ATTEMPTS	1	1				
750.2102A	Explosives - Possess Bomb w/	15	1			1		
	Unlawful Intent	ATTEMPTS	1					
750.211A2A	Explosives - Mfg/Possess Explosive/	15						
	Other w/ Malicious Intent	ATTEMPTS	1	1				
750.211A2A-A	Explosives - Mfg/Possess Molotov	4	4	1		2	1	
	Cocktail	ATTEMPTS	7	6		1		
750.213	Extortion	20	4	1	1		2	
		ATTEMPTS	2		1			1
750.224A6	Weapons - Taser, Improper Use Against	2						
	Another Person	ATTEMPTS	4			3	1	
750.224D2	Weapons - Dangerous Weapon,	2	1				1	
	Self-Defense Spray	ATTEMPTS						

NOTE: Be sure to check for related offense codes when examining a particular type of crime. They may or may not be in sequential order or even on the same page. Offenders may have multiple dispositions.

# A2c 2014 Criminal Court Dispositions by Offense and Type of Disposition — Assaultive Offenses

Page 4 of 11

			DISPOSITIONS					
Compiled Laws	Offense	Max. Penalty	Total	Prison <sup>1</sup>	Jail	Jail/ Probation <sup>2</sup>	Probation <sup>2</sup>	Other <sup>3</sup>
	GRAND TOTAL	%	18,214	7,705	3,213	4,740	2,431	125
	VIOLATIONS			42%	18%	26%	13%	1%
	ATTEMPTS		16,632	7,503	2,796	4,124	2,098	111
			1,582	202	417	616	333	14
750.233	Weapons - Firearms, Aim w/o Malice	MISD ATTEMPTS	3			1	1	1
750.234	Weapons - Firearms, Discharge/Aim w/o Malice and Injury	1 ATTEMPTS	8		2	4	2	
750.234A	Weapons - Firearms, Discharge from Vehicle	4 ATTEMPTS	21	15		3	3	
750.234B	Weapons - Firearms, Discharge in/at Bldg.	4 ATTEMPTS	1		1			
750.234C	Weapons - Firearms, Discharge at Emergency/Police Vehicle	4 ATTEMPTS	82	48	6	17	11	
750.237	Weapons - Firearms - Under the Influence Causing Serious Impairment	5 ATTEMPTS	3			3		
750.2374	Weapons - Firearms, Discharge OUIL Cause Death	15 ATTEMPTS	1		1			
750.240	Willfully Raise False Fire Alarm	1 ATTEMPTS	46		25	12	7	2
750.316	Homicide	LIFE ATTEMPTS	1	1				
750.316-A	Homicide - Murder 1st Degree, Premeditated	LIFE ATTEMPTS	11	11				
750.316-B	Homicide - Felony Murder	LIFE ATTEMPTS	79	79				
750.316-C	Homicide - Open Murder, Statutory Short Form	LIFE ATTEMPTS	61	61				
750.316-D	Homicide - Murder of Peace/ Corrections Officer	LIFE ATTEMPTS	16	16				
750.317	Homicide - Murder 2nd Degree	LIFE ATTEMPTS	1	1				
750.317A	Deliver Controlled Substance Cause Death	LIFE ATTEMPTS	228	228				
750.321	Homicide - Manslaughter	15 ATTEMPTS	9	9				
750.321-A	Homicide - Manslaughter, Statutory Short Form	15 ATTEMPTS	17	17				
750.321-C	Homicide - Manslaughter, Involuntary	15 ATTEMPTS	27	23	3	1		
750.321-E	Homicide - Manslaughter w/ Motor Vehicle	15 ATTEMPTS	33	23	1	2	7	
750.324	Homicide - Negligent Homicide	2 ATTEMPTS	1	1				
750.329	Homicide - Manslaughter, Death w/ Weapon, Aim w/o Malice	15 ATTEMPTS	11	10			1	
750.335A	Indecent Exposure (Sexually Delinquent Person)	1 ATTEMPTS	2		1	1		
750.335A2B	Aggravated Indecent Exposure	2 ATTEMPTS	5	5				
750.335A2C	Indecent Exposure by Sexually Delinquent Person	LIFE ATTEMPTS	30		12	7	9	2
			1		1			
			87	30	16	27	13	1
			1			1		
			22	17		4	1	

NOTE: Be sure to check for related offense codes when examining a particular type of crime. They may or may not be in sequential order or even on the same page. Offenders may have multiple dispositions.

# A2c 2014 Criminal Court Dispositions by Offense and Type of Disposition — Assaultive Offenses

Page 5 of 11

			DISPOSITIONS					
Compiled Laws	Offense	Max. Penalty	Total	Prison <sup>1</sup>	Jail	Jail/ Probation <sup>2</sup>	Probation <sup>2</sup>	Other <sup>3</sup>
GRAND TOTAL			18,214	7,705	3,213	4,740	2,431	125
%				42%	18%	26%	13%	1%
VIOLATIONS			16,632	7,503	2,796	4,124	2,098	111
ATTEMPTS			1,582	202	417	616	333	14
750.338	Gross Indecency Between Males, Commit/Procure	5 ATTEMPTS	3			1	2	
750.338A	Gross Indecency Between Females, Commit/Procure	5 ATTEMPTS	5		2	1	2	
750.338B	Gross Indecency Between Male & Female, Commit/Procure	5 ATTEMPTS	1		1			
750.349	Kidnapping	LIFE ATTEMPTS	1		1			
750.349B	Unlawful Imprisonment	15 ATTEMPTS	23	10	4	6	3	
750.350	Kidnapping - Child Enticement	LIFE ATTEMPTS	5		4	1		
750.350A1	Kidnapping - Custodial Interference	1 ATTEMPTS	22	22				
750.377B	Malicious Destruction Fire/Police Property	4 ATTEMPTS	2	2				
750.394	Throw Objects at Trains/Cars	15 ATTEMPTS	123	111		7	4	1
750.3942C	Throw Objects at Trains/Cars, Causing Injury	4 ATTEMPTS	11	3	3	5		
750.397	Mayhem	10 ATTEMPTS	3	3				
750.397A	Food - Place Harmful Objects In	10 ATTEMPTS	1	1				
750.411H	Stalking	1 ATTEMPTS	12	1		8	3	
750.411H2B	Stalking a Minor	5 ATTEMPTS	1				1	
750.411I	Stalking - Aggravated	5 ATTEMPTS	157	50	30	51	25	1
750.411I2B	Stalking a Minor - Aggravated	10 ATTEMPTS	34	2	14	10	8	
750.411S2A	Unlawful Posting Message	2 ATTEMPTS	2					2
750.411S2B	Unlawful Posting Message w/Aggravating Circumstances	5 ATTEMPTS	1				1	
750.455	Prostitution - Pandering	20 ATTEMPTS	1	1				
750.459	Prostitution - Transport Female (perhaps compel)	20 ATTEMPTS						
750.462	Prostitution/Person 16 or Less in House of (perhaps detain)	MISD ATTEMPTS	1		1			
750.462B1	Human Trafficking - Financially Benefitting Causing	10 ATTEMPTS	54	1	21	13	19	
750.462G	Human Trafficking - Recruit Minor, Sexually Abusive Activity	20 ATTEMPTS	5	2		2	1	
750.462J1A	Human Trafficking - Forced Labor	10 ATTEMPTS	1			1		
			169	58	23	65	21	2
			12	1	3	5	3	
			1				1	
			11	1	2	5	3	
			1		1			
			1	1				
			2	2				
			2	2				
			2			2		
			1	1				
			1	1				
			3			2	1	
			1			1		

NOTE: Be sure to check for related offense codes when examining a particular type of crime. They may or may not be in sequential order or even on the same page. Offenders may have multiple dispositions.



# A2c 2014 Criminal Court Dispositions by Offense and Type of Disposition — Assaultive Offenses

Page 6 of 11

			DISPOSITIONS					
Compiled Laws	Offense	Max. Penalty	Total	Prison <sup>1</sup>	Jail	Jail/ Probation <sup>2</sup>	Probation <sup>2</sup>	Other <sup>3</sup>
GRAND TOTAL			18,214	7,705	3,213	4,740	2,431	125
%				42%	18%	26%	13%	1%
VIOLATIONS			16,632	7,503	2,796	4,124	2,098	111
ATTEMPTS			1,582	202	417	616	333	14
750.462J1B	Human Trafficking - Forced Labor	20						
	Minor/Commercial Sex Act/Serious Injury	ATTEMPTS	1	1				
750.479	Public Officer - Assault/Obstruct	20	4		3	1		
		ATTEMPTS	1				1	
750.479-B	Police Officer/Public Officer -	2	2	1		1		
	Resist/Obstruct	ATTEMPTS	1			1		
750.4792	Public Officer - Assault/Obstruct	2	15	7	4	4		
		ATTEMPTS						
750.4793	Public Officer - Assault/Obstruct	4	2	1			1	
	Cause Injury	ATTEMPTS						
750.479A	Police Officer - Flee (Penal Code)	15	1			1		
		ATTEMPTS						
750.479A2	Police Officer - Flee (Penal Code)	2	78	9	17	26	25	1
	4th Degree	ATTEMPTS	17		5	5	7	
750.479A3	Police Officer - Flee (Penal Code)	5	155	34	27	55	39	
	3rd Degree	ATTEMPTS	15	2	4	5	4	
750.479A4-A	Police Officer - Flee (Penal Code)	10	7	4		3		
	2nd Degree	ATTEMPTS						
750.479B	Peace Officer - Disarm	10	1		1			
		ATTEMPTS						
750.479B1	Peace Officer - Disarm Non-Firearm	4	4		1	2	1	
		ATTEMPTS						
750.479B2	Peace Officer - Disarm Firearm	10	17	3	3	8	3	
		ATTEMPTS						
750.483A2B	Interfere w/ Crime Report Threat	10	2	1			1	
	to Kill/Injure	ATTEMPTS	2		1	1		
750.483A4B	Interfere w/ Police Investigation	10	1	1				
	Threat to Kill/Injure	ATTEMPTS						
750.49-G	Animals - Fighting Dogs Attack	MISD	1		1			
		ATTEMPTS						
750.50C7	Police Animal - Injure/Harass	2	2	1		1		
	While Committing Crime	ATTEMPTS						
750.520B	CSC - 1st Degree - Multiple	LIFE	133	133				
	Variables	ATTEMPTS	2	2				
750.520B1A	CSC - 1st Degree - Person	LIFE	103	101				2
	Under 13	ATTEMPTS	4			3	1	
750.520B1B	CSC - 1st Degree - Relationship	LIFE	121	121				
		ATTEMPTS						
750.520B1C	CSC - 1st Degree - During Felony	LIFE	10	10				
		ATTEMPTS	1	1				
750.520B1D	CSC - 1st Degree - Accomplices	LIFE	9	9				
		ATTEMPTS						
750.520B1E	CSC - 1st Degree - Weapon Used	LIFE	16	16				
		ATTEMPTS						
750.520B1F	CSC - 1st Degree - Personal Injury	LIFE	15	13			2	
		ATTEMPTS	2	1			1	
750.520B1G	CSC - 1st Degree - Injury to	LIFE	1	1				
	Incapacitated Victim	ATTEMPTS						

NOTE: Be sure to check for related offense codes when examining a particular type of crime. They may or may not be in sequential order or even on the same page. Offenders may have multiple dispositions.

# A2c 2014 Criminal Court Dispositions by Offense and Type of Disposition — Assaultive Offenses

Page 7 of 11

			DISPOSITIONS					
Compiled Laws	Offense	Max. Penalty	Total	Prison <sup>1</sup>	Jail	Jail/ Probation <sup>2</sup>	Probation <sup>2</sup>	Other <sup>3</sup>
GRAND TOTAL			18,214	7,705	3,213	4,740	2,431	125
%				42%	18%	26%	13%	1%
VIOLATIONS			16,632	7,503	2,796	4,124	2,098	111
ATTEMPTS			1,582	202	417	616	333	14
750.520B1H	CSC - 1st Degree - Mentally Disabled Relationship	LIFE ATTEMPTS	1	1				
750.520B2B	CSC - 1st Degree - Person <13, Defendant 17+ yrs.	LIFE ATTEMPTS	162	159			2	1
750.520B2C	CSC - 1st Degree - Person <13, Defendant 17+ yrs - 2nd Offense	LIFE ATTEMPTS	2	2				
750.520C	CSC - 2nd Degree - Multiple Variables	15 ATTEMPTS	3	3				
750.520C1A	CSC - 2nd Degree - Person Under 13	15 ATTEMPTS	71	55	2	6	7	1
750.520C1B	CSC - 2nd Degree - Relationship	15 ATTEMPTS	9	2		7		
750.520C1C	CSC - 2nd Degree - During Felony	15 ATTEMPTS	191	150	3	27	6	5
750.520C1E	CSC - 2nd Degree - Weapon Used	15 ATTEMPTS	16	5	1	9	1	
750.520C1F	CSC - 2nd Degree - Personal Injury	15 ATTEMPTS	78	64	4	8	2	
750.520C1G	CSC - 2nd Degree - Injury to Incapacitated Victim	15 ATTEMPTS	8	2		6		
750.520C1H	CSC - 2nd Degree - Mentally Disabled Relationship	15 ATTEMPTS	9	5		2	2	
750.520C1K	CSC - 2nd Degree - County Prisoner	15 ATTEMPTS	1			1		
750.520C2B	CSC - 2nd Degree - Person <13, Defendant 17+ yrs.	15 ATTEMPTS	3	3				
750.520D	CSC - 3rd Degree - Multiple Variables	15 ATTEMPTS	14	7	1	4	2	
750.520D1A	CSC - 3rd Degree - Person 13-15	15 ATTEMPTS	3	1		1	1	
750.520D1B	CSC - 3rd Degree - Force/Coercion	15 ATTEMPTS	4	2		2		
750.520D1C	CSC - 3rd Degree - Incapacitated Victim	15 ATTEMPTS	2		1	1		
750.520D1D	CSC - 3rd Degree - Incest	15 ATTEMPTS	2	2				
750.520D1E	CSC - 3rd Degree - Student	15 ATTEMPTS	205	176	3	20	6	
750.520E	CSC - 4th Degree - Multiple Variables	2 ATTEMPTS	11	6	2	3		
750.520E1A	CSC - 4th Degree - Force/Coercion	2 ATTEMPTS	66	61		3	1	1
750.520E1A-A	CSC - 4th Degree - Victim 13-16	2 ATTEMPTS	11	4		5	2	
750.520E1B	CSC - 4th Degree - Incapacitated Victim	2 ATTEMPTS	352	264	10	46	30	2
750.520E1F-A	CSC - 4th Degree - Student	2 ATTEMPTS	82	28	11	36	5	2
			90	89	1			
			8	4	1	2	1	
			8	8				
			5	1	1	3		
			33	33				
			1			1		
			7	7				
			58	12	9	27	10	
			3		1	2		
			172	31	27	73	40	1
			13		7	4	2	
			112	29	19	56	7	1
			2			1	1	
			22	5	4	8	5	
			2		2			
			5	1		4		
			3		3			

NOTE: Be sure to check for related offense codes when examining a particular type of crime. They may or may not be in sequential order or even on the same page. Offenders may have multiple dispositions.

# A2c 2014 Criminal Court Dispositions by Offense and Type of Disposition — Assaultive Offenses

Page 8 of 11

			DISPOSITIONS					
Compiled Laws	Offense	Max. Penalty	Total	Prison <sup>1</sup>	Jail	Jail/ Probation <sup>2</sup>	Probation <sup>2</sup>	Other <sup>3</sup>
GRAND TOTAL			18,214	7,705	3,213	4,740	2,431	125
%				42%	18%	26%	13%	1%
VIOLATIONS			16,632	7,503	2,796	4,124	2,098	111
ATTEMPTS			1,582	202	417	616	333	14
750.520E1G	CSC - 4th Degree - Incest	2	17	7		9	1	
	ATTEMPTS		1			1		
750.520G	CSC - Assault w/ Intent to Commit Sexual Penetration	10	1			1		
	ATTEMPTS							
750.520G1	CSC - Assault w/ Intent to Commit Sexual Penetration	10	149	87	9	47	6	
	ATTEMPTS		1				1	
750.520G2	CSC - 2nd Degree Assault	5	58	29	8	17	4	
	ATTEMPTS		1			1		
750.520N	CSC - Tamper w/ Electronic Monitoring Device	2	1		1			
	ATTEMPTS							
750.529	Robbery - Armed	LIFE	751	743	1	1	1	5
	ATTEMPTS		12	5	1	5	1	
750.529-A	Robbery - Armed - Serious Injury	LIFE	3	3				
	ATTEMPTS							
750.529A	Carjacking	LIFE	120	119				1
	ATTEMPTS							
750.530	Robbery - Unarmed	15	616	345	58	121	89	3
	ATTEMPTS		48	11	14	17	6	
750.531-A	Bank Robbery	LIFE	40	30	3	6	1	
	ATTEMPTS		2	1	1			
750.531-B	Safe Breaking	LIFE	23	19	2	1	1	
	ATTEMPTS		12	5		4	3	
750.532	Seduction	5	4		2	2		
	ATTEMPTS							
750.539J2A1	Surveil Unclothed Person	2	14	2	2	5	5	
	ATTEMPTS		2		1		1	
750.539J2A2	Surveil Unclothed Person - 2nd Offense	5	1	1				
	ATTEMPTS							
750.539J2B	Capture/Distribute Image of Unclothed Person	5	22	10	1	8	3	
	ATTEMPTS		2			2		
750.5405B	Interfere w/ Electronic Communications, Injury/Death	4	17	7		8	1	1
	ATTEMPTS		2			2		
750.543F-A	Terrorism - Life	Life	2	2				
	ATTEMPTS							
750.543P	Terrorism - Use of Internet/ Telecomm. to Commit	20	1				1	
	ATTEMPTS							
750.72	Arson - Dwelling House/ Curtilage	20	12	11		1		
	ATTEMPTS		1			1		
750.72-A	Arson - Dwelling House	20	8	7	1			
	ATTEMPTS		1	1				
750.72-B	Arson - Dwelling House/ Curtilage	20	1	1				
	ATTEMPTS							
750.73	Arson - Real Property	10	14	6	3	4	1	
	ATTEMPTS		5	1	2	1	1	
750.731	Arson - Second Degree	20	34	15	1	14	4	
	ATTEMPTS		5	1	2	2		
750.74	Arson - Personal Property, Over \$50	4	26	10	4	12		
	ATTEMPTS		4		1	2	1	

NOTE: Be sure to check for related offense codes when examining a particular type of crime. They may or may not be in sequential order or even on the same page. Offenders may have multiple dispositions.

# A2c 2014 Criminal Court Dispositions by Offense and Type of Disposition — Assaultive Offenses

Page 9 of 11

			DISPOSITIONS					
Compiled Laws	Offense	Max. Penalty	Total	Prison <sup>1</sup>	Jail	Jail/ Probation <sup>2</sup>	Probation <sup>2</sup>	Other <sup>3</sup>
	GRAND TOTAL	%	18,214	7,705	3,213	4,740	2,431	125
	VIOLATIONS		16,632	7,503	2,796	4,124	2,098	111
	ATTEMPTS		1,582	202	417	616	333	14
750.741A	Arson - Personal Property, <\$200	5 ATTEMPTS	2		1		1	
750.741B1	Arson - Personal Property, \$200 - <\$1K	1 ATTEMPTS	3		1	1	1	
750.741C1	Arson - Personal Property, \$1K - <\$20K	5 ATTEMPTS	16	11	4	1		
750.741D1	Arson - Personal Property, \$20K or More	10 ATTEMPTS	1	1				
750.75	Arson - Insured Property	10 ATTEMPTS	10	3	1	6		
750.751	Fourth Degree Arson	5 ATTEMPTS	22	9	2	9	2	
750.761A	Arson of an Insured Dwelling	LIFE ATTEMPTS	4			4		
750.761B	Arson of Insured Real Property	20 ATTEMPTS	2	2				
750.761C	Arson of Insured Personal Property	10 ATTEMPTS	1	1				
750.77	Arson - Preparation to Burn Property	10 ATTEMPTS	1			1		
750.771B1	Arson - Preparation to Burn Property, \$200 - <\$1K	1 ATTEMPTS	3			2	1	
750.771C1	Arson - Preparation to Burn Property, \$1K - <\$20K	5 ATTEMPTS	6	4	2			
750.771D1	Arson - Preparation to Burn Property, \$20K or More	10 ATTEMPTS	1				1	
750.78	Arson - Woods/Prairies	4 ATTEMPTS	1		1			
750.781A3	Arson - Preparation to Burn Property, Less Than \$200	MISD ATTEMPTS	2		1		1	
750.791B1	Arson - Preparation to Burn Property, \$200 - <\$1K	1 ATTEMPTS	4			2	2	
750.791C1	Arson - Preparation to Burn Property, \$1K - <\$20K	5 ATTEMPTS	7	2	1	2	2	
750.791C3	Arson - Preparation to Burn Property	5 ATTEMPTS	2				2	
750.791D1	Arson - Preparation to Burn Property, \$20K or More	10 ATTEMPTS	5	1	1	1	2	
750.791D6	Arson - Preparation to Burn a Building	10 ATTEMPTS	1		1			
750.791E1	Arson - Preparation to Burn an Insured Dwelling	15 ATTEMPTS	3	1		2		
750.81	Assault/Assault and Battery	MISD ATTEMPTS	1			1		
750.812	Domestic Violence	MISD ATTEMPTS	11	3	2	5	1	
750.813	Domestic Violence - 2nd Offense	1 ATTEMPTS	2	2		1	1	
			2					
			357	4	174	82	87	10
			3		2		1	
			614	2	289	147	160	16
			5		2		3	
			165	2	93	52	17	1

NOTE: Be sure to check for related offense codes when examining a particular type of crime. They may or may not be in sequential order or even on the same page. Offenders may have multiple dispositions.

# A2c 2014 Criminal Court Dispositions by Offense and Type of Disposition — Assaultive Offenses

Page 10 of 11

			DISPOSITIONS					
Compiled Laws	Offense	Max. Penalty	Total	Prison <sup>1</sup>	Jail	Jail/ Probation <sup>2</sup>	Probation <sup>2</sup>	Other <sup>3</sup>
GRAND TOTAL			18,214	7,705	3,213	4,740	2,431	125
%				42%	18%	26%	13%	1%
VIOLATIONS			16,632	7,503	2,796	4,124	2,098	111
ATTEMPTS			1,582	202	417	616	333	14
750.814	Domestic Violence - 3rd Offense	2	636	256	125	214	40	1
	ATTEMPTS		25	4	6	13	2	
750.81A	Assault - Aggravated	1	233	4	82	58	88	1
	ATTEMPTS		2			1	1	
750.81A2	Domestic Violence, Aggravated	1	120	1	40	46	33	
	ATTEMPTS		3			3		
750.81A3	Domestic Violence, Aggravated - 2nd Offense	2	65	24	5	28	7	1
	ATTEMPTS		1			1		
750.81C1	Threatening DHS Employee w/ Physical Harm	MISD	2			2		
	ATTEMPTS							
750.81C2	Assault/Battery of DHS Employee	2	1			1		
	ATTEMPTS		1			1		
750.81D1	Police Officer - Assault/Resist/Obstruct	2	2,696	539	850	902	394	11
	ATTEMPTS		438	5	180	133	108	12
750.81D2	Police Officer - Assault/Resist/Obstruct, Causing Injury	4	165	56	30	52	27	
	ATTEMPTS		13	1	3	8	1	
750.81D3	Police Officer - Assault/Resist/Obstruct, Serious Impairment	15	3	2		1		
	ATTEMPTS							
750.81E1	Assaulting a Utility Company Employee or Contractor	MISD	2				2	
	ATTEMPTS							
750.82	Felonious Assault	4	1,676	480	246	608	336	6
	ATTEMPTS		292	11	66	144	71	
750.822	Weapon-Free Schools - Assault w/ Dangerous Weapon	4	4	3		1		
	ATTEMPTS							
750.83	Assault w/ Intent to Murder	LIFE	237	237				
	ATTEMPTS							
750.84	Assault w/ Intent to do Great Bodily Harm Less Than Murder	10	622	435	20	102	60	5
	ATTEMPTS		30	7	5	15	3	
750.841B	Assault by Strangulation	10	145	67	8	52	17	1
	ATTEMPTS		71	20	5	33	13	
750.85	Torture	LIFE	22	22				
	ATTEMPTS							
750.86	Assault w/ Intent to Maim	10	6	4		1		1
	ATTEMPTS							
750.87	Assault w/ Intent to Commit Felony	10	1		1			
	ATTEMPTS							
750.88	Assault w/ Intent to Rob While Unarmed	15	32	13	5	9	3	2
	ATTEMPTS		1			1		
750.89	Assault w/ Intent to Rob While Armed	LIFE	64	52	1	6	3	2
	ATTEMPTS		1		1			
750.90A	Assault - Pregnant Individual, Miscarriage/Stillbirth w/ Intent	LIFE	1	1				
	ATTEMPTS							
750.90BA	Assault - Pregnant Individual, Miscarriage/Stillbirth	15	1	1				
	ATTEMPTS							
750.90E	Pregnant Indiv. - Negligent Operate MV, Miscarriage/Stillbirth	2	1				1	
	ATTEMPTS							
750.91	Homicide - Attempted Murder	LIFE	2	2				
	ATTEMPTS							

NOTE: Be sure to check for related offense codes when examining a particular type of crime. They may or may not be in sequential order or even on the same page. Offenders may have multiple dispositions.

# A2c 2014 Criminal Court Dispositions by Offense and Type of Disposition — Assaultive Offenses

Page 11 of 11

			DISPOSITIONS					
			Total	Prison <sup>1</sup>	Jail	Jail/ Probation <sup>2</sup>	Probation <sup>2</sup>	Other <sup>3</sup>
GRAND TOTAL			18,214	7,705	3,213	4,740	2,431	125
%				42%	18%	26%	13%	1%
VIOLATIONS			16,632	7,503	2,796	4,124	2,098	111
ATTEMPTS			1,582	202	417	616	333	14
Compiled Laws	Offense	Max. Penalty						
752.542	Riot - Inciting	10	1		1			
	ATTEMPTS							
752.861	Weapons - Firearms, Careless	2	13		2	5	6	
	Use Cause Injury/Death	ATTEMPTS						
752.862	Weapons - Firearms - Careless Discharge,	MISD	2		2			
	Property Damage	ATTEMPTS						
752.862-B	Weapons - Firearms, Careless Use	1	3		1	1	1	
	Prop. Damage Over \$50	ATTEMPTS						
752.863A	Weapons - Firearms, Reckless Use	MISD	52		24	15	11	2
	ATTEMPTS							

<sup>1</sup> Includes HYTA Prison.

<sup>2</sup> Includes Delayed and Suspended Sentences, HYTA Probation, and SAI Probation.

<sup>3</sup> Includes Restitution, Fines, Costs, Community Service and DHS sentences.

NOTE: Be sure to check for related offense codes when examining a particular type of crime. They may or may not be in sequential order or even on the same page. Offenders may have multiple dispositions.

Source: OMNI Court Disposition Extracts

---

# Prison Commitments

# B

This section provides data on prison commitments and intake — the number and characteristics of prisoners receiving court commitments to the Department of Corrections (DOC).

The difference between commitments and intake is the exclusion of one category of commitments, called additional sentence imposed. Additional sentence imposed commitments are excluded from intake because rather than new offenders committed to the DOC, these are active prisoners who, while incarcerated receive an additional sentence, either because of a crime committed while incarcerated or because of later sentencing on a previously existing pending charge. Additional sentence imposed commitments do not represent additional prisoners but instead represent additional sentence time for known prisoners.

**Tables B1a** and **B1b** show prison intake, excluding additional sentence imposed commitments, which show the volume of new prisoners committed to the DOC. All of the other tables and charts in this section include the additional sentence imposed commitments and show characteristics of all court commitments to the DOC.

**Tables B2** through **B2c** and **B3** report offenders with multiple sentences at the time of commitment as follows:

- The sentence with the longest minimum term was reported.
- If the minimum terms were of equal length, then the sentence with the longest maximum term was reported. (Minimum term is used as the first tie-breaker, since it represents the minimum penalty imposed by the judge based on the mitigating/aggravating facts of the offender's current criminal activity, whereas the maximum term represents the Legislature's statutory limitations on judicial discretion for the current criminal activity.)

**Table B2** shows the prison commitments broken down by offense and minimum sentence. **Tables B2a** through **B2c** show the information in **Table B2** broken down by major crime categories (i.e., non-assaultive, drug and assaultive). **Table B3** shows female intake broken down by offense and minimum sentence.

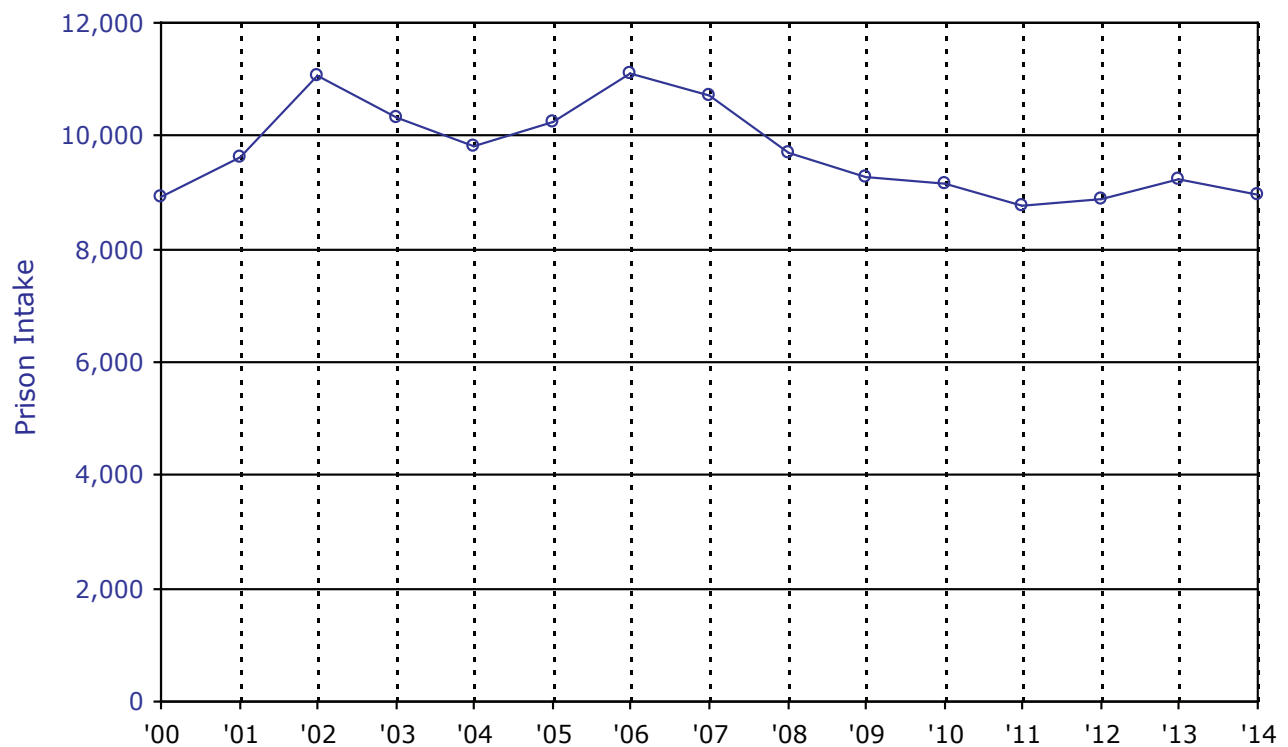
The offenses in **Tables B2** through **B2c** and in **Table B3** are sorted by Michigan Compiled Law (MCL) numbers and Prosecuting Attorney's Coordinating Council (PACC) codes (the sort order used since 1999). Since this sort order keeps sequential codes together, similar crimes are not consolidated. This level of detail provides much richer information, but the reader must be careful to watch for related codes when attempting to examine the prison intake frequency and minimum term distribution for a particular type of crime. For example, several separate offense codes now appear for the crime of first degree criminal sexual conduct (750.520B--) because each code represents a specific characteristic of the offense.

**Tables B4a** through **B7** summarize commitments to prison broken down by various other characteristics — including age, race, gender, commitment type, and major crime type.

# B1a Annual Prison Intake

*Excluding Additional Sentence Imposed  
Calendar Years 2000 - 2014*

Year	Prison Intake	Numerical Change	Percent Change
2000	8,922	113	1.3
2001	9,610	688	7.7
2002	11,050	1,440	15.0
2003	10,311	(739)	(6.7)
2004	9,811	(500)	(4.8)
2005	10,239	428	4.4
2006	11,094	855	8.4
2007	10,714	(380)	(3.4)
2008	9,715	(999)	(9.3)
2009	9,292	(423)	(4.4)
2010	9,159	(132)	(1.4)
2011	8,754	(405)	(4.4)
2012	8,880	126	1.4
2013	9,230	350	3.9
2014	8,968	(262)	(2.8)

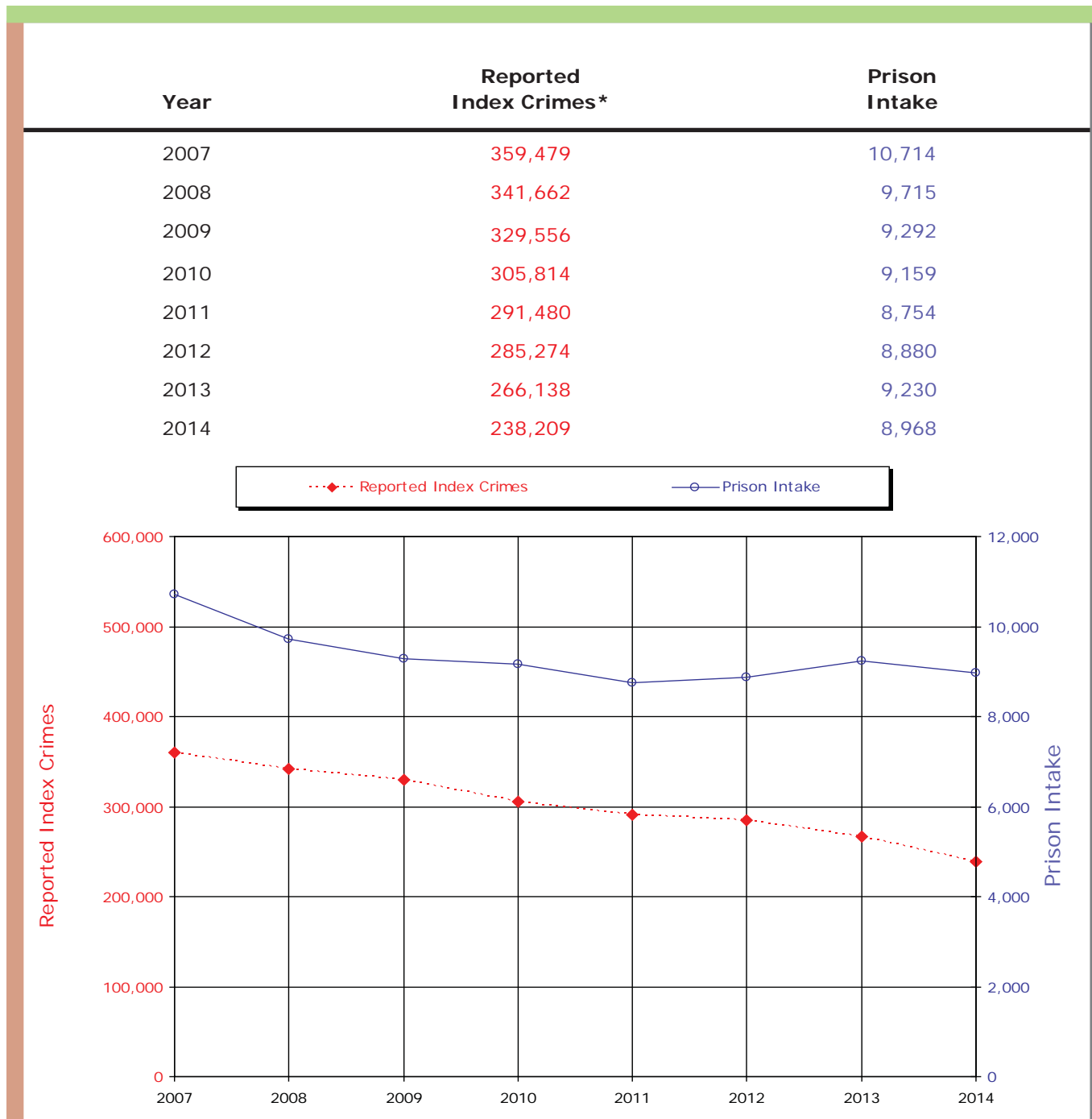


Source: Offender Management Network Information (OMNI)



# B1b Reported Index Crimes and Prison Intake

*Excluding Additional Sentence Imposed  
Calendar Years 2007 - 2014*



\*Index crimes include murder, rape (includes Forcible Sodomy and Sexual Assault with an Object), robbery, aggravated assault, burglary, larceny, motor vehicle theft and arson.

NOTE: The Michigan law enforcement agencies report the actual number of offenses.

Sources: Prison Intake: Offender Management Network Information (OMNI)  
Reported Index Crimes: Michigan State Police

# B2 2014 Commitments by Minimum Term Distribution — All Offenses

Includes Additional Sentence Imposed

Page 1 of 19

B - 4

			TOTAL	.5	1	1.5	2	2.5	3	3.5	4	4.5	5	10	15	20	25	>25	LIFE	AVG
GRAND TOTALS			9,998	133	1,254	2,059	2,402	586	716	221	312	146	391	905	301	162	149	135	126	4.0
VIOLATIONS			9,616	107	1,146	1,932	2,323	565	706	216	309	146	390	903	301	162	149	135	126	4.1
ATTEMPTS			382	26	108	127	79	21	10	5	3		1	2						1.5
Compiled Laws	Offense	Max. Penalty																		
28.2951B-A	State ID Card - Alter/Forge/Use to Commit Felony or Misdemeanor	5 ATTEMPTS	1		1															.8
28.729	Sex Offender - Fail to Register	4 ATTEMPTS	86	3	23	37	16	3	3				1							1.4
			6	1	2	3														1.0
28.7291B	Sex Offender - Fail to Register, 2nd Offense	7 ATTEMPTS	12		2	5	2	2	1											1.7
28.7291C	Sex Offender - Fail to Register, 3rd Offense	10 ATTEMPTS	7		1	4	1		1											1.6
28.7292	Sex Offenders - Failure to Comply w/Duties	MISD ATTEMPTS	31	4	6	18	2				1									1.2
168.937	Election Law - Forgery	5 ATTEMPTS	1					1												2.5
257.254	Motor Vehicle Code - Intent to Pass False Title	10 ATTEMPTS	1		1															1.0
257.257	License Documents/Plates - Forgery	5 ATTEMPTS	2		1		1													1.5
257.602A2	Police Officer - Flee - 4th Degree (Vehicle Code)	2 ATTEMPTS	13		5	2	5	1												1.5
257.602A3-A	Police Officer - Flee - 3rd Degree (Vehicle Code)	5 ATTEMPTS	140	2	29	40	51	8	4	2	1			2		1				1.8
			1		1															.6
257.602A4-A	Police Officer - Flee - 2nd Degree (Vehicle Code)	10 ATTEMPTS	28	1	3	2	9	3	4	2	1		2	1						2.5
257.602A5	Police Officer - Flee - 1st Degree (Vehicle Code)	15 ATTEMPTS	1											1						10.0
257.617	Fail to Stop at Accident - Serious Impairment/Death	5 ATTEMPTS	10	1	1	1	3	3			1									2.0
257.6173	Fail to Stop at Accident - At Fault Death Result	15 ATTEMPTS	5						2				1	2						4.6
257.6254	Operating Vehicle Intoxicated, Causing Death	15 ATTEMPTS	33				4	3	4							1				4.6
			1							1										3.5
257.6254A	Operating Vehicle Intoxicated, Causing Death	15 ATTEMPTS	1			1														1.5
257.6255-A	Operating Vehicle Intoxicated, Causing Serious Injury	5 ATTEMPTS	15		1	4	7		1					2						2.4
			1			1														1.7
257.6256D	Operating Vehicle Intoxicated, Contr. Sub. - 3rd Offense	5 ATTEMPTS	466	8	107	176	122	24	19	2	6		1	1						1.6
			1			1														1.5

NOTE: Be sure to check for related offense codes when examining a particular type of crime. They may or may not be in sequential order or even on the same page.

# B2 2014 Commitments by Minimum Term Distribution — All Offenses

Includes Additional Sentence Imposed

Page 2 of 19

B - 5

GRAND TOTALS			TOTAL	.5	1	1.5	2	2.5	3	3.5	4	4.5	5	10	15	20	25	>25	LIFE	AVG
VIOLATIONS			9,998	133	1,254	2,059	2,402	586	716	221	312	146	391	905	301	162	149	135	126	4.0
ATTEMPTS			9,616	107	1,146	1,932	2,323	565	706	216	309	146	390	903	301	162	149	135	126	4.1
Compiled Laws	Offense	Max. Penalty	382	26	108	127	79	21	10	5	3		1	2						1.5
257.6257A2	Operating Vehicle Intoxicated, w/ Occupant <16 - 2nd+ Offense	5 ATTEMPTS	14	1	2	4	5	2												1.6
257.6263	Driving - Reckless - Causing Serious Impairment of Body Function	5 ATTEMPTS	3				2				1									2.6
257.6264	Driving - Reckless - Causing Death	15 ATTEMPTS	7					1	1		2			3						4.5
257.9044	Operate - License Susp./Rev./ Denied, Causing Death	15 ATTEMPTS	7				1					2	1	2		1				7.4
257.9045	Operate - License Susp./Rev./ Denied, Causing Serious Injury	5 ATTEMPTS	4		1	1				1				1						3.0
287.3232	Dangerous Animal, Causing Serious Injury	4 ATTEMPTS	1				1													1.7
289.51072	Food Law - Felony Violations	4 ATTEMPTS	1			1														1.2
324.21571C1	State Land - Trespass/Damages, \$1K - <\$20K	5 ATTEMPTS	1			1														1.5
333.177643	Contr. Sub. - Sale of Adulterated/ Misbranded Drugs	2 ATTEMPTS	1				1													2.0
333.17766C1	Contr. Sub. - Ephedrine/ Pseudoephedrine Posses >12 gr	2 ATTEMPTS	1			1														1.3
333.5210	AIDS - Sexual Penetration w/ Uninformed Partner	4 ATTEMPTS	3				3													1.9
333.73413	Contr. Sub. - Imitation Mfg/ Distribution	2 ATTEMPTS	3		1	1		1												1.6
333.74012A1	Contr. Sub. - Del/Mfg 1,000+ Grams (Narc. or Cocaine)	LIFE ATTEMPTS	9						1		1	1	1	2	2				1	7.3
333.74012A2	Contr. Sub. - Del/Mfg 450 - 999 Grams (Narc. or Cocaine)	30 ATTEMPTS	4								1			1	2					9.1
333.74012A3	Contr. Sub. - Del/Mfg 50 - 449 Grams (Narc. or Cocaine)	20 ATTEMPTS	53 6		5 5	3 1	6	3	7	1	6	1	2	18			1			4.8 1.0
333.74012A4	Contr. Sub. - Del/Mfg Under 50 Grams (Narc. or Cocaine)	20 ATTEMPTS	428 23	4 4	69 14	120 2	120 2	40	40 1	7	12	1	8	6	1					2.0 1.1
333.74012B-A	Contr. Sub. - Del/Mfg (Sched. 1-3), Except Marijuana	7 ATTEMPTS	52 1	1	6	20	20 1	1	1		1		1	1						1.8 1.9
333.74012B1	Contr. Sub. - Del/Mfg Meth/ Ecstasy	20 ATTEMPTS	77 2			3 1	16	7	13		2	14	8	14						3.8 1.2

NOTE: Be sure to check for related offense codes when examining a particular type of crime. They may or may not be in sequential order or even on the same page.

# B2 2014 Commitments by Minimum Term Distribution — All Offenses

Includes Additional Sentence Imposed

Page 3 of 19

B - 6

GRAND TOTALS			TOTAL	.5	1	1.5	2	2.5	3	3.5	4	4.5	5	10	15	20	25	>25	LIFE	AVG
VIOLATIONS			9,998	133	1,254	2,059	2,402	586	716	221	312	146	391	905	301	162	149	135	126	4.0
ATTEMPTS			9,616	107	1,146	1,932	2,323	565	706	216	309	146	390	903	301	162	149	135	126	4.1
Compiled Laws	Offense	Max. Penalty	382	26	108	127	79	21	10	5	3		1	2						1.5
333.74012C-A	Contr. Sub. - Del/Mfg (Sched. 4)	4 ATTEMPTS	8		1	5	1	1												1.5
333.74012D	Contr. Sub. - Del/Mfg (Sched. 5)	2 ATTEMPTS	1	1																.3
333.74012D2	Contr. Sub. - Del/Mfg 5 to <45 Kilograms Marijuana	7 ATTEMPTS	12	1	2	4	3				2									1.7
333.74012D3	Contr. Sub. - Del/Mfg Marijuana	4 ATTEMPTS	81 3	3 1	22	33 2	17	3	3											1.4 1.1
333.74012F	Prescription Forms - Del/Mfg/ Intent	7 ATTEMPTS	2			1				1										2.4
333.7401C2A	Contr. Sub. - Operate/Maintain Lab	10 ATTEMPTS	31			8	15	1	3	2	1	1								2.1
333.7401C2B	Contr. Sub. - Operate/Maintain Lab Near Minor	20 ATTEMPTS	8			1	1	1	2	1		1		1						3.3
333.7401C2C	Contr. Sub. - Operate/Maintain Lab Involving Hazardous Waste	20 ATTEMPTS	6						1	1	1	1	1	1						4.3
333.7401C2D	Contr. Sub. - Operate/Maintain Lab Near Specified Places	20 ATTEMPTS	7				1					2	1	3						5.3
333.7401C2E	Contr. Sub. - Operate/Maintain Lab Involving Firearm	25 ATTEMPTS	1									1								4.3
333.7401C2F	Contr. Sub. - Operate/Maintain Lab Involving Meth	20 ATTEMPTS	175 3		4	8 1	21 1	12	43	5	10	18	12 1	40	2					4.0 2.8
333.74022A	Contr. Sub. - Create/Del./Intent Counterfeit (Narcotic)	10 ATTEMPTS	3				1		1				1							3.2
333.74022E	Contr. Sub. - Create/Deliver Analogue	15 ATTEMPTS	8			1	3	1	2					1						2.7
333.74032A1	Contr. Sub. - Possess 1,000+ Grams (Narcotic)	LIFE ATTEMPTS	1											1						6.0
333.74032A2	Contr. Sub. - Possess 450 - 999 Grams (Narcotic)	30 ATTEMPTS	2											1		1				13.8
333.74032A3	Contr. Sub. - Possess 50 - 449 Grams (Narcotic)	20 ATTEMPTS	11 1			1	2		2	2		1	1	2						3.9 1.0
333.74032A4	Contr. Sub. - Possess 25 - 49 Grams (Narcotic)	4 ATTEMPTS	2							2										3.3
333.74032A5	Contr. Sub. - Possess <25 Grams (Narcotic)	4 ATTEMPTS	174 3	6	51 2	78 1	31	3	4					1						1.4 1.1

NOTE: Be sure to check for related offense codes when examining a particular type of crime. They may or may not be in sequential order or even on the same page.

# B2 2014 Commitments by Minimum Term Distribution – All Offenses

Includes Additional Sentence Imposed

Page 4 of 19

B - 7

GRAND TOTALS			TOTAL	.5	1	1.5	2	2.5	3	3.5	4	4.5	5	10	15	20	25	>25	LIFE	AVG
VIOLATIONS			9,998	133	1,254	2,059	2,402	586	716	221	312	146	391	905	301	162	149	135	126	4.0
ATTEMPTS			9,616	107	1,146	1,932	2,323	565	706	216	309	146	390	903	301	162	149	135	126	4.1
Compiled Laws	Offense	Max. Penalty	382	26	108	127	79	21	10	5	3		1	2						1.5
333.74032B-A	Contr. Sub. - Possess Analogues/Sched. 1-4	2 ATTEMPTS	25	3	7	8	4	3												1.3
333.74032B1	Contr. Sub. - Possess Methamphetamine	10 ATTEMPTS	131	3	23	29	43	8	12	3	5		1	4						2.0
333.74032D	Contr. Sub. - Possess Marijuana	1 ATTEMPTS	11		1	3	7													1.7
333.74042B	Contr. Sub. - Use	1 ATTEMPTS	9	2	3	3			1											1.1
333.7405D	Contr. Sub. - Maintain Drug House	2 ATTEMPTS	1			1														1.3
333.74071C	Contr. Sub. - Obtain by Fraud	4 ATTEMPTS	19	1	4	10	2	1	1											1.4
333.74071G	Contr. Sub. - Counterfeit Prescription Form	4 ATTEMPTS	11		3	6	2													1.4
333.74102-A	Contr. Sub. - Deliver <50 Grams, School Prop. (Narc/Cocaine)	60 ATTEMPTS	1				1													2.0
333.74103	Contr. Sub. - Intent Deliver <50 Grams, School Prop (Narc.)	40 ATTEMPTS	6				6													2.0
333.74104-A	Contr. Sub. - Possess on School/Library Prop. (Narc./Coc.) <25 Gr	8 ATTEMPTS	1						1											2.8
333.74104-B	Contr. Sub. - Possess on School/Library Property (Sched.1-4)	4 ATTEMPTS	1			1														1.3
400.601-B	Fraud - Welfare, Over \$500	4 ATTEMPTS	1			1														1.3
400.602-B	Fraud - Welfare, Failure to Inform, Over \$500	4 ATTEMPTS	1			1														1.1
445.4332	Buy/Sell Stolen Non Ferrous Metals - 1st Offense	5 ATTEMPTS	1			1														1.5
445.65	Identity Theft	5 ATTEMPTS	34	1	8	13	8		4											1.5
445.65A	Identity Theft - Second Offense	10 ATTEMPTS	3				2		1											2.1
445.67	Identity Theft - Obtain/Possess/Transfer ID w/ Intent	5 ATTEMPTS	8		5	1	2													1.3
500.45111	Insurance - Fraudulent Acts	4 ATTEMPTS	2		1	1														1.2

NOTE: Be sure to check for related offense codes when examining a particular type of crime. They may or may not be in sequential order or even on the same page.

# B2 2014 Commitments by Minimum Term Distribution — All Offenses

*Includes Additional Sentence Imposed*

*Page 5 of 19*

B - 8

			TOTAL	.5	1	1.5	2	2.5	3	3.5	4	4.5	5	10	15	20	25	>25	LIFE	AVG
GRAND TOTALS			9,998	133	1,254	2,059	2,402	586	716	221	312	146	391	905	301	162	149	135	126	4.0
VIOLATIONS			9,616	107	1,146	1,932	2,323	565	706	216	309	146	390	903	301	162	149	135	126	4.1
ATTEMPTS			382	26	108	127	79	21	10	5	3		1	2						1.5
Compiled Laws	Offense	Max. Penalty																		
570.152	Contractor - Fraudulent Use of Building Contract Fund	3 ATTEMPTS	1			1														1.5
722.675	Distribute Obscene Matter to Children	2 ATTEMPTS	1			1														1.3
750.110	Breaking & Entering - Bldg. w/ Intent	15 ATTEMPTS	274	9	33	71	81	18	22	15	13	1	4	7						2.0
750.110A2	Home Invasion - 1st Degree	20 ATTEMPTS	33	1	11	11	10													1.4
750.110A2	Home Invasion - 1st Degree	20 ATTEMPTS	253		4	8	32	11	29	5	16	9	25	99	11	2	2			5.5
750.110A3	Home Invasion - 2nd Degree	15 ATTEMPTS	15		5	2	4	2		1				1						2.1
750.110A3	Home Invasion - 2nd Degree	15 ATTEMPTS	452	2	40	45	114	50	71	19	38	11	20	36	5	1				3.0
750.110A4	Home Invasion - 3rd Degree	5 ATTEMPTS	23		4	8	8	2			1									1.7
750.110A4	Home Invasion - 3rd Degree	5 ATTEMPTS	80		13	33	25	2	3	2	2									1.7
750.111	Breaking & Entering - Entry w/o Breaking, w/ Intent	5 ATTEMPTS	2			1		1												2.0
750.111	Breaking & Entering - Entry w/o Breaking, w/ Intent	5 ATTEMPTS	26		8	4	10	2	2											1.7
750.116	Burglar's Tools - Possess	10 ATTEMPTS	1	1																.5
750.116	Burglar's Tools - Possess	10 ATTEMPTS	30	1	1	10	8	3	4	2						1				2.5
750.1227A	Witness - Bribe/Intimidate/Interfere	4 ATTEMPTS	7		2	1	3		1											1.7
750.1227B	Witness - Bribe/Intimidate/Interfere	10 ATTEMPTS	4			1	1	2												2.0
750.1227C	Witness - Intimidate/Threaten to Kill or Injure	15 ATTEMPTS	2									1		1						6.3
750.1228	Witness - Retaliate Against	10 ATTEMPTS	1			1														1.7
750.1228	Witness - Retaliate Against	10 ATTEMPTS	1			1														1.5
750.1313A1	Check - Non-Sufficient Funds, Less than \$100	MISD ATTEMPTS	1		1															1.0
750.1313C	Check - Non-Sufficient Funds, \$500 or more	2 ATTEMPTS	2			1	1													1.6
750.131A1	Check - No Account	2 ATTEMPTS	6		2	3	1													1.3
750.135A2D	Child Abuse - Leaving Child in Vehicle Resulting in Death	15 ATTEMPTS	1						1											3.0
750.136B2	Child Abuse - 1st Degree	15 ATTEMPTS	23				3	3		2	1	3	1	5	2	2	1			7.1
750.136B3	Child Abuse - 2nd Degree	4 ATTEMPTS	27		1	1	5	3	4	1	1	2	5	4						3.5

NOTE: Be sure to check for related offense codes when examining a particular type of crime. They may or may not be in sequential order or even on the same page.

# B2 2014 Commitments by Minimum Term Distribution — All Offenses

Includes Additional Sentence Imposed

Page 6 of 19

B - 9

			TOTAL	.5	1	1.5	2	2.5	3	3.5	4	4.5	5	10	15	20	25	>25	LIFE	AVG
GRAND TOTALS			9,998	133	1,254	2,059	2,402	586	716	221	312	146	391	905	301	162	149	135	126	4.0
VIOLATIONS			9,616	107	1,146	1,932	2,323	565	706	216	309	146	390	903	301	162	149	135	126	4.1
ATTEMPTS			382	26	108	127	79	21	10	5	3		1	2						1.5
Compiled Laws	Offense	Max. Penalty																		
750.136B4	Child Abuse - 3rd Degree	2 ATTEMPTS	17		2	13	2													1.3
750.145A-A	Children - Accost for Immoral Purposes	4 ATTEMPTS	16 1		2	5	6		2		1									1.9 2.5
750.145BA	Children - Accost for Immoral Purposes - 2nd+ Offense	10 ATTEMPTS	1						1											2.8
750.145C2	Child Sexually Abusive Activity	20 ATTEMPTS	52 1			3 1	2	2	3	1	3	2	5	17	12	2				7.5 1.5
750.145C3	Child Sexually Abusive Activity, Promote or Distribute	7 ATTEMPTS	5		1	1	1				1		1							2.6
750.145C4-A	Child Sexually Abusive Material, Possess	4 ATTEMPTS	9 1			4	4		1 1											1.8 2.8
750.145D2D	Computer/Internet - Plan Crime w/ Other, Max 4 - <10 yrs	10 ATTEMPTS	1								1									3.6
750.145N1	Vulnerable Adult Abuse - 1st Degree	15 ATTEMPTS	1						1											3.0
750.157B2	Homicide - Solicitation of Murder	LIFE ATTEMPTS	4 1								1			3	1					8.6 3.9
750.157N1	Financial Transaction Device - Steal/Retain w/o Consent	4 ATTEMPTS	40 2	1	12 1	12 1	8	3	3		1									1.6 1.0
750.157N2	Financial Transaction Device - Possess Fraudulent One	4 ATTEMPTS	4		2	2														1.2
750.157P	Financial Transaction Device - Possess w/ Intent to Use/Sell	4 ATTEMPTS	5		2	3														1.2
750.157Q	Financial Transaction Device - Illegal Sale/Use	4 ATTEMPTS	22	1	9	9	3													1.2
750.157V	Financial Transaction Device - False ID	4 ATTEMPTS	2		2															1.0
750.157W1C1	Financial Trans. Device - Fraud Withdraw/Transfer, \$1K - <\$20K	5 ATTEMPTS	3			1	2													1.5
750.158	Sodomy	15 ATTEMPTS	1	1																.0
750.159I1	Criminal Enterprise - Conduct	20 ATTEMPTS	29 2			1	4 1	7 1	3	2	2	1	1	6	2					4.4 2.1
750.159I2	Criminal Enterprise - Acquire/Maintain	20 ATTEMPTS	1											1						7.0

NOTE: Be sure to check for related offense codes when examining a particular type of crime. They may or may not be in sequential order or even on the same page.

# B2 2014 Commitments by Minimum Term Distribution — All Offenses

*Includes Additional Sentence Imposed*  
Page 7 of 19

B - 10

			TOTAL	.5	1	1.5	2	2.5	3	3.5	4	4.5	5	10	15	20	25	>25	LIFE	AVG
GRAND TOTALS			9,998	133	1,254	2,059	2,402	586	716	221	312	146	391	905	301	162	149	135	126	4.0
VIOLATIONS			9,616	107	1,146	1,932	2,323	565	706	216	309	146	390	903	301	162	149	135	126	4.1
ATTEMPTS			382	26	108	127	79	21	10	5	3		1	2						1.5
Compiled Laws	Offense	Max. Penalty																		
750.15914-A	Criminal Enterprise - Conspiracy	20 ATTEMPTS	2									1	1							4.6
750.161	Desertion/Abandon/Non-Support	3 ATTEMPTS	5		1		4													1.8
750.165	Child Support - Fail to Pay	4 ATTEMPTS	35		7	17	8	3												1.5
			4			4														1.3
750.174-B	Embezzlement - Agent or Trustee, Over \$100K	10 ATTEMPTS	1		1															1.0
750.1744A	Embezzle - Agent or Trustee, \$1K - <\$20K	5 ATTEMPTS	10	2	1	5		1	1											1.4
			1				1													1.7
750.1745A	Embezzle - Agent or Trustee, \$20K - <\$50K	10 ATTEMPTS	3		1	1	1													1.3
750.1746	Embezzle - \$50K - <\$100K	15 ATTEMPTS	3		1		1	1												1.8
750.1747	Embezzlement - \$100K or More	15 ATTEMPTS	7			1			3	1	1		1							3.3
750.174A4A	Embezzlement - From Vulnerable Adult, \$1K - <\$20K	5 ATTEMPTS	5				4	1												2.0
750.174A5A	Embezzlement - From Vulnerable Adult, \$20K or More	10 ATTEMPTS	1			1														1.2
750.174A6A	Embezzlement - From Vulnerable Adult, \$50K - <\$100K	15 ATTEMPTS	1				1													1.6
750.180	Embezzle - Financial Institutions	20 ATTEMPTS	1		1															1.0
750.186A	Escape - Juvenile Facility	4 ATTEMPTS	1			1														1.1
750.193	Escape - Prison	5 ATTEMPTS	2				1		1											2.5
750.1952	Escape - From Felony Jail Sentence	4 ATTEMPTS	6			2	1	3												1.9
750.1972	Escape - Awaiting Trial for Felony	4 ATTEMPTS	1	1																.5
750.197C-A	Assault of Prison Employee	4 ATTEMPTS	56		5	6	16	3	10	5	2	3	2	3		1				2.9
			3	1	2															.8
750.199A	Bond - Abscond or Forfeit	4 ATTEMPTS	10		1	5	2	1	1											1.6
			1		1															1.0

NOTE: Be sure to check for related offense codes when examining a particular type of crime. They may or may not be in sequential order or even on the same page.



# B2 2014 Commitments by Minimum Term Distribution — All Offenses

Includes Additional Sentence Imposed

Page 8 of 19

B - 11

			TOTAL	.5	1	1.5	2	2.5	3	3.5	4	4.5	5	10	15	20	25	>25	LIFE	AVG
GRAND TOTALS			9,998	133	1,254	2,059	2,402	586	716	221	312	146	391	905	301	162	149	135	126	4.0
VIOLATIONS			9,616	107	1,146	1,932	2,323	565	706	216	309	146	390	903	301	162	149	135	126	4.1
ATTEMPTS			382	26	108	127	79	21	10	5	3		1	2						1.5
Compiled Laws	Offense	Max. Penalty																		
750.2102A	Explosives - Possess Bomb w/ Unlawful Intent	15 ATTEMPTS	1					1												2.5
750.211A2A	Explosives - Mfg/Possess Explosive/ Other w/ Malicious Intent	15 ATTEMPTS	1		1															1.0
750.213	Extortion	20 ATTEMPTS	1						1											3.0
750.2184A	False Pretenses - \$1K - <\$20K	5 ATTEMPTS	18		4	4	7	3												1.6
750.2184B	False Pretenses - \$200 - <\$1K - 2nd+ Offense	5 ATTEMPTS	3			3														1.4
750.2185A	False Pretenses - \$20K or More	10 ATTEMPTS	1			1														1.5
750.2186A	False Pretenses - \$5K - <\$100K	15 ATTEMPTS	7				3		4											2.5
750.2186A	False Pretenses - \$5K - <\$100K	15 ATTEMPTS	2			1				1										2.3
750.2241-A	Weapons - Dangerous Weapon, Misc.	5 ATTEMPTS	1				1													1.7
750.224A	Weapons - Taser, Possession or Sale Taser	4 ATTEMPTS	6		2	3	1													1.3
750.224A	Weapons - Taser, Possession or Sale Taser	4 ATTEMPTS	1			1														1.3
750.224B	Weapons - Firearms, Short-Barrel Shotgun/Rifle	5 ATTEMPTS	4		1	2	1													1.5
750.224B	Weapons - Firearms, Short-Barrel Shotgun/Rifle	5 ATTEMPTS	3		1		1							1						3.6
750.224F	Weapons - Firearms, Possession by Felon	5 ATTEMPTS	147	1	25	23	30	18	27	7	8		1	6		1				2.5
750.224F6	Weapons - Ammunition - Possession by Felon	5 ATTEMPTS	1	1																.5
750.224F6	Weapons - Ammunition - Possession by Felon	5 ATTEMPTS	2		2															.7
750.226	Weapons - Dangerous Weapon, Carry w/ Unlawful Intent	5 ATTEMPTS	4			2	2													1.6
750.227	Weapons - Carry Concealed	5 ATTEMPTS	111		31	25	23	8	15	7	1		1							1.8
750.227B-A	Weapons - Felony Firearm	2 ATTEMPTS	6		3	2		1												1.4
750.227B-A	Weapons - Felony Firearm	2 ATTEMPTS	520				520													2.0
750.227B-B	Weapons - Felony Firearm - 2nd Offense	5 ATTEMPTS	71										71							5.0
750.227B-C	Weapons - Felony Firearm - 3rd Offense	10 ATTEMPTS	2											2						10.0
750.227C	Weapons - Firearms, Possess Loaded in Vehicle	2 ATTEMPTS	1		1															1.0

NOTE: Be sure to check for related offense codes when examining a particular type of crime. They may or may not be in sequential order or even on the same page.

# B2 2014 Commitments by Minimum Term Distribution — All Offenses

Includes Additional Sentence Imposed

Page 9 of 19

B - 12

GRAND TOTALS			TOTAL	.5	1	1.5	2	2.5	3	3.5	4	4.5	5	10	15	20	25	>25	LIFE	AVG
VIOLATIONS			9,998	133	1,254	2,059	2,402	586	716	221	312	146	391	905	301	162	149	135	126	4.0
ATTEMPTS			9,616	107	1,146	1,932	2,323	565	706	216	309	146	390	903	301	162	149	135	126	4.1
Max. Penalty			382	26	108	127	79	21	10	5	3		1	2						1.5
Compiled Laws	Offense	Max. Penalty																		
750.227G9A	Weapons - Body Armor - Possess/Use by Violent Felon	4 ATTEMPTS	1			1														1.5
750.234A	Weapons - Firearms, Discharge from Vehicle	4 ATTEMPTS	1				1													1.9
750.234B	Weapons - Firearms, Discharge in/at Bldg.	4 ATTEMPTS	7			1	6													1.9
750.2374	Weapons - Firearms, Discharge OUIL Cause Death	15 ATTEMPTS	1											1						8.3
750.248	Forgery	14 ATTEMPTS	21		3	10	6	1		1										1.6
			1			1														1.5
750.249	Utter & Publish	14 ATTEMPTS	93	1	21	30	29	2	7	1	2									1.7
			12		5	6	1													1.3
750.250	Forge State Warrant	7 ATTEMPTS	1				1													1.9
750.251	Forge Bank Bills/Promissory Notes	7 ATTEMPTS	1							1										3.2
750.253	Utter & Publish - Counterfeit Bills/Notes	5 ATTEMPTS	2			1	1													1.5
750.254	Utter & Publish - Possess Counterfeit Bank/State/Bills	5 ATTEMPTS	1		1															1.0
750.280	Fraud - Common Law	10 ATTEMPTS	1											1						6.3
750.300A1B	Food Stamps - Fraud, Greater than \$250-<\$1K	5 ATTEMPTS	2			2														1.3
750.316	Homicide	LIFE ATTEMPTS	8																8	
750.316-A	Homicide - Murder 1st Degree, Premeditated	LIFE ATTEMPTS	50																50	
750.316-B	Homicide - Felony Murder	LIFE ATTEMPTS	45														1	3	41	34.4
750.316-C	Homicide - Open Murder, Statutory Short Form	LIFE ATTEMPTS	11																11	
750.316-D	Homicide - Murder of Peace/ Corrections Officer	LIFE ATTEMPTS	1																1	
750.317	Homicide - Murder 2nd Degree	LIFE ATTEMPTS	190											13	23	42	41	65	6	25.9

NOTE: Be sure to check for related offense codes when examining a particular type of crime. They may or may not be in sequential order or even on the same page.

# B2 2014 Commitments by Minimum Term Distribution — All Offenses

Includes Additional Sentence Imposed

Page 10 of 19

B - 13

GRAND TOTALS			TOTAL	.5	1	1.5	2	2.5	3	3.5	4	4.5	5	10	15	20	25	>25	LIFE	AVG
VIOLATIONS			9,998	133	1,254	2,059	2,402	586	716	221	312	146	391	905	301	162	149	135	126	4.0
ATTEMPTS			9,616	107	1,146	1,932	2,323	565	706	216	309	146	390	903	301	162	149	135	126	4.1
Max. Penalty			382	26	108	127	79	21	10	5	3		1	2						1.5
Compiled Laws	Offense	Max. Penalty																		
750.317A	Deliver Controlled Substance Cause Death	LIFE ATTEMPTS	9		1		1		1			1	2	1		1			1	5.7
750.321	Homicide - Manslaughter	15 ATTEMPTS	18							2		1	3	10	1	1				7.6
750.321-A	Homicide - Manslaughter, Statutory Short Form	15 ATTEMPTS	21				1		2	1	2	1	2	10	1		1			7.1
750.321-C	Homicide - Manslaughter, Involuntary	15 ATTEMPTS	21		1	1	3	1	2		2	2	4	5						4.4
750.321-E	Homicide - Manslaughter w/ Motor Vehicle	15 ATTEMPTS	1				1						1	1						2.0
750.329	Homicide - Manslaughter, Death w/ Weapon, Aim w/o Malice	15 ATTEMPTS	3									1	1	1						5.0
750.335A2B	Aggravated Indecent Exposure	2 ATTEMPTS	3				1		1					1						3.9
750.335A2C	Indecent Exposure by Sexually Delinquent Person	LIFE ATTEMPTS	13		2	7	2		2											1.6
750.338B	Gross Indecency Between Male & Female, Commit/Procure	5 ATTEMPTS	11	1	1		1							4		1	2	1		13.0
750.349	Kidnapping	LIFE ATTEMPTS	3		1	1			1											1.8
750.349B	Unlawful Imprisonment	15 ATTEMPTS	5				1								4		1			15.6
750.350	Kidnapping - Child Enticement	LIFE ATTEMPTS	1																	2.0
750.350A1	Kidnapping - Custodial Interference	1 ATTEMPTS	41			1	4	2	5	1	3	3	5	9	3	5				6.6
750.3562A	Larceny - \$20K or More	10 ATTEMPTS	1				1													1.9
750.3563A	Larceny - \$1K - <\$20K	5 ATTEMPTS	2											1	1					11.8
750.3563B	Larceny - \$200 - <\$1K - 2nd+ Offense	5 ATTEMPTS	1		1															1.9
750.356A	Larceny - From Motor Vehicle	10 ATTEMPTS	1																	1.0
750.356A1	Larceny - From Motor Vehicle	5 ATTEMPTS	9		2	1	6													1.6
			47	3	6	13	17	3	2	1	1		1							1.8
			2			2														1.4
			6		1	3	2													1.6
			1	1																.3
			35		16	8	8		3											1.5
			3			2	1													1.7

NOTE: Be sure to check for related offense codes when examining a particular type of crime. They may or may not be in sequential order or even on the same page.

# B2 2014 Commitments by Minimum Term Distribution — All Offenses

Includes Additional Sentence Imposed

Page 11 of 19

B - 14

			TOTAL	.5	1	1.5	2	2.5	3	3.5	4	4.5	5	10	15	20	25	>25	LIFE	AVG
GRAND TOTALS			9,998	133	1,254	2,059	2,402	586	716	221	312	146	391	905	301	162	149	135	126	4.0
VIOLATIONS			9,616	107	1,146	1,932	2,323	565	706	216	309	146	390	903	301	162	149	135	126	4.1
ATTEMPTS			382	26	108	127	79	21	10	5	3		1	2						1.5
Compiled Laws	Offense	Max. Penalty																		
750.356A2C1	Breaking & Entering - Vehide/Semi-Trailer/House Trailer, \$1K - <\$20K	5 ATTEMPTS	2			1	1													1.5
750.356A2C2	Breaking & Entering - Vehide/Semi-Trailer/House Trailer, \$200-<\$1K - 2nd+Ofns	5 ATTEMPTS	3		1	1	1													1.5
750.356A3	Breaking & Entering - Vehide Semi-Trailer/House Trailer, w/ Damage	5 ATTEMPTS	16		8	4	3	1												1.4
750.356C	Retail Fraud - 1st Degree	5 ATTEMPTS	353	10	82	129	78	28	14	2	10									1.6
			4	1		1	1	1												1.4
750.356D	Retail Fraud - 2nd Degree	1 ATTEMPTS	1			1														1.5
750.357	Larceny from Person	10 ATTEMPTS	79		9	17	26	6	10	2	6		2	1						2.2
			7		3	1	3													1.4
750.357B	Weapons - Firearms - Larceny	5 ATTEMPTS	9	1		3	4		1											1.7
750.360	Larceny in Building	4 ATTEMPTS	147		33	52	39	15	5	1	2									1.6
			8	1	2	5														1.1
750.3622A	Larceny by Conversion, \$20K or More	10 ATTEMPTS	1								1									4.0
750.3623A	Larceny by Conversion, \$1K - <\$20K	5 ATTEMPTS	13		4	3	4		2											1.7
			1			1														1.5
750.362A3A	Fail to Return Rented Property, \$1K - <\$20K	5 ATTEMPTS	1				1													2.0
750.377A1A1	Malicious Destruction Pers. Prop., \$20K Or More	10 ATTEMPTS	2					1			1									3.3
750.377A1B1	Malicious Destruction Pers. Prop., \$1K - <\$20K	5 ATTEMPTS	17		4	4	5	3					1							1.8
750.377A1B2	Malicious Destruction Pers. Prop., \$200 - <\$1K - 2nd+ Offense	5 ATTEMPTS	1		1															.8
750.377A1C1	Malicious Destruction Pers. Prop., \$200 - <\$1K	1 ATTEMPTS	1	1																.2
750.377B	Malicious Destruction Fire/Police Property	4 ATTEMPTS	19		4	7	5	1	1					1						1.8
			2			2														1.2
750.3802A	Malicious Destruction of Bldg., \$20K or More	10 ATTEMPTS	1								1									3.9
750.3803A	Malicious Destruction of Bldg., \$1K - <\$20K	5 ATTEMPTS	17	2	5	4	3	3												1.4

NOTE: Be sure to check for related offense codes when examining a particular type of crime. They may or may not be in sequential order or even on the same page.

# B2 2014 Commitments by Minimum Term Distribution — All Offenses

*Includes Additional Sentence Imposed*

Page 12 of 19

B - 15

			TOTAL	.5	1	1.5	2	2.5	3	3.5	4	4.5	5	10	15	20	25	>25	LIFE	AVG
GRAND TOTALS			9,998	133	1,254	2,059	2,402	586	716	221	312	146	391	905	301	162	149	135	126	4.0
VIOLATIONS			9,616	107	1,146	1,932	2,323	565	706	216	309	146	390	903	301	162	149	135	126	4.1
ATTEMPTS			382	26	108	127	79	21	10	5	3		1	2						1.5
Compiled Laws	Offense	Max. Penalty																		
750.383A	Malicious Destruction of Prop., Utility Prop.	4 ATTEMPTS	3		2		1													1.2
750.3875A	Malicious Destruction of Tombs/Memorials, \$1K - <\$20K	5 ATTEMPTS	1				1													1.9
750.397	Mayhem	10 ATTEMPTS	1										1							5.0
750.411A1B	False Report of Felony	4 ATTEMPTS	7		2	5														1.3
750.411A3A	False Report/Threat of Bomb/Harmful Device	4 ATTEMPTS	2				2													1.8
750.411H2B	Stalking a Minor	5 ATTEMPTS	2		1		1													1.5
750.411I	Stalking - Aggravated	5 ATTEMPTS	37		5	9	9	2	6	3	1				1			1		2.9
			1				1													1.7
750.411S2B	Unlawful Posting Message w/Aggravating Circumstances	5 ATTEMPTS	1			1														1.1
750.411U	Gang Membership - Assoc/Member Commit/Attempt Felony	20 ATTEMPTS	4											4						7.6
750.413	Motor Vehicle - Unlawful Drive Away	5 ATTEMPTS	109	2	28	31	35	5	3	2	3									1.6
			3		1		2													1.5
750.414	Motor Vehicle - Unlawful Use	2 ATTEMPTS	20	1	6	10	3													1.2
750.422-B	Perjury - Court Proceeding	15 ATTEMPTS	4		1		1						2							3.1
750.424-B	Perjury - Subornation, Court Proceeding	15 ATTEMPTS	1						1											3.0
750.451-D	Prostitution - 3rd+ Offense	2 ATTEMPTS	4		2	2														1.1
750.455	Prostitution - Pandering	20 ATTEMPTS	1									1								4.3
750.457	Prostitution - Accept Earnings	20 ATTEMPTS	2			1			1											2.2
750.459	Prostitution - Transport Female (perhaps compel)	20 ATTEMPTS	1												1					14.7
			2			1	1													1.7
750.462B1	Human Trafficking - Financially Benefitting Causing	10 ATTEMPTS	1			1														1.4

NOTE: Be sure to check for related offense codes when examining a particular type of crime. They may or may not be in sequential order or even on the same page.

# B2 2014 Commitments by Minimum Term Distribution – All Offenses

Includes Additional Sentence Imposed

Page 13 of 19

B - 16

GRAND TOTALS			TOTAL	.5	1	1.5	2	2.5	3	3.5	4	4.5	5	10	15	20	25	>25	LIFE	AVG
VIOLATIONS			9,998	133	1,254	2,059	2,402	586	716	221	312	146	391	905	301	162	149	135	126	4.0
ATTEMPTS			9,616	107	1,146	1,932	2,323	565	706	216	309	146	390	903	301	162	149	135	126	4.1
Max. Penalty			382	26	108	127	79	21	10	5	3		1	2						1.5
Compiled Laws	Offense	Max. Penalty																		
750.462G	Human Trafficking - Recruit Minor, Sexually Abusive Activity	20 ATTEMPTS	1														1			25.0
750.4792	Public Officer - Assault/Obstruct	2 ATTEMPTS	2			1			1											2.0
750.4792C2	Lying to Peace Officer - 4 Year or More Crime Investigation	2 ATTEMPTS	2			2														1.3
750.479A2	Police Officer - Flee (Penal Code) 4th Degree	2 ATTEMPTS	3			2					1									2.2
750.479A3	Police Officer - Flee (Penal Code) 3rd Degree	5 ATTEMPTS	15		2	4	4	1	2	1	1									2.0
750.479A4-A	Police Officer - Flee (Penal Code) 2nd Degree	10 ATTEMPTS	1			1														1.3
750.479B2	Peace Officer - Disarm Firearm	10 ATTEMPTS	3		1		1		1											1.8
750.483A6B	Tamper w/ Evidence - Criminal Case Max >10 yr Term	10 ATTEMPTS	4			1	2							1						2.8
750.505-A	Obstruction of Justice	5 ATTEMPTS	4			2			1				1							2.7
750.505-B	Accessory After the Fact to Felony	5 ATTEMPTS	6	1		3		1							1					3.7
750.505-C	Common Law Offenses	5 ATTEMPTS	10		1	5	2	1	1											1.7
750.50B	Animals - Kill/Torture	4 ATTEMPTS	1			1														1.5
750.520B	CSC - 1st Degree - Multiple Variables	LIFE ATTEMPTS	1			1														1.3
750.520B1A	CSC - 1st Degree - Person Under 13	LIFE ATTEMPTS	50				1						1	10	12	11	5	10	1	18.9
750.520B1B	CSC - 1st Degree - Relationship	LIFE ATTEMPTS	1																	2.0
750.520B1C	CSC - 1st Degree - During Felony	LIFE ATTEMPTS	49				1		3			1		13	12	7	9	2	1	14.6
750.520B1D	CSC - 1st Degree - Accomplices	LIFE ATTEMPTS	53					2	1				2	13	18	11	2	4		14.9
750.520B1E	CSC - 1st Degree - Weapon Used	LIFE ATTEMPTS	4												2		1	1		20.1
			1																1	
			6													2	2	2		27.8

NOTE: Be sure to check for related offense codes when examining a particular type of crime. They may or may not be in sequential order or even on the same page.

# B2 2014 Commitments by Minimum Term Distribution — All Offenses

Includes Additional Sentence Imposed

Page 14 of 19

B - 17

GRAND TOTALS			TOTAL	.5	1	1.5	2	2.5	3	3.5	4	4.5	5	10	15	20	25	>25	LIFE	AVG
VIOLATIONS			9,998	133	1,254	2,059	2,402	586	716	221	312	146	391	905	301	162	149	135	126	4.0
ATTEMPTS			9,616	107	1,146	1,932	2,323	565	706	216	309	146	390	903	301	162	149	135	126	4.1
Compiled Laws	Offense	Max. Penalty	382	26	108	127	79	21	10	5	3		1	2						1.5
750.520B1F	CSC - 1st Degree - Personal Injury	LIFE ATTEMPTS	9					1						1	2	1	2	2	1	21.8
			1						1											2.5
750.520B1G	CSC - 1st Degree - Injury to Incapacitated Victim	LIFE ATTEMPTS	1																	3.0
750.520B1H	CSC - 1st Degree - Mentally Disabled Relationship	LIFE ATTEMPTS	1											1						6.0
750.520B2B	CSC - 1st Degree - Person <13, Defendant 17+ yrs.	LIFE ATTEMPTS	62										1	1	1		46	12	1	27.1
			1		1															1.0
750.520B2C	CSC - 1st Degree - Person <13, Defendant 17+ yrs - 2nd Offense	LIFE ATTEMPTS	2														1		1	25.0
750.520C	CSC - 2nd Degree - Multiple Variables	15 ATTEMPTS	31		1	4	3	6	4	1	1		2	8				1		4.6
			2			1			1											2.3
750.520C1A	CSC - 2nd Degree - Person Under 13	15 ATTEMPTS	54			2	15	2	5	4	4		7	14	1					4.3
			5		1	2	1	1												1.6
750.520C1B	CSC - 2nd Degree - Relationship	15 ATTEMPTS	25		2	1	4	2	5	2	4	1	1	1	1			1		5.0
			1				1													2.0
750.520C1C	CSC - 2nd Degree - During Felony	15 ATTEMPTS	1						1											3.0
750.520C1E	CSC - 2nd Degree - Weapon Used	15 ATTEMPTS	2				1		1											2.3
750.520C1F	CSC - 2nd Degree - Personal Injury	15 ATTEMPTS	5				2	1					1	1						4.0
750.520C1G	CSC - 2nd Degree - Injury to Incapacitated Victim	15 ATTEMPTS	1					1												2.5
750.520C1H	CSC - 2nd Degree - Mentally Disabled Relationship	15 ATTEMPTS	2				1			1										2.8
750.520C1K	CSC - 2nd Degree - County Prisoner	15 ATTEMPTS	1										1							5.0
750.520C2B	CSC - 2nd Degree - Person <13, Defendant 17+ yrs.	15 ATTEMPTS	60		1	4	7	2	6	4	2	2	5	23	4					5.6
			3				1	1		1										2.6
750.520D	CSC - 3rd Degree - Multiple Variables	15 ATTEMPTS	38			2	5		3	2	2		8	15	1					5.7
			3				1	1	1											2.5
750.520D1A	CSC - 3rd Degree - Person 13-15	15 ATTEMPTS	148		2	8	24	4	15	3	8	3	15	56	6	2	1	1		5.7
			21			10	7	1	3											1.9
750.520D1B	CSC - 3rd Degree - Force/Coercion	15 ATTEMPTS	56			2	5	3	3	3	3	1	7	23	2	2	1	1		7.1
			2			1		1												2.0

NOTE: Be sure to check for related offense codes when examining a particular type of crime. They may or may not be in sequential order or even on the same page.

# B2 2014 Commitments by Minimum Term Distribution — All Offenses

Includes Additional Sentence Imposed

Page 15 of 19

B - 18

			TOTAL	.5	1	1.5	2	2.5	3	3.5	4	4.5	5	10	15	20	25	>25	LIFE	AVG
GRAND TOTALS			9,998	133	1,254	2,059	2,402	586	716	221	312	146	391	905	301	162	149	135	126	4.0
VIOLATIONS			9,616	107	1,146	1,932	2,323	565	706	216	309	146	390	903	301	162	149	135	126	4.1
ATTEMPTS			382	26	108	127	79	21	10	5	3		1	2						1.5
Compiled Laws	Offense	Max. Penalty																		
750.520D1C	CSC - 3rd Degree - Incapacitated Victim	15 ATTEMPTS	6			1			1				1	3						5.2
750.520D1D	CSC - 3rd Degree - Incest	15 ATTEMPTS	17		1	2		1				2	3	5	1	1	1			7.4
750.520D1E	CSC - 3rd Degree - Student	15 ATTEMPTS	3					1	1				1							3.4
750.520E	CSC - 4th Degree - Multiple Variables	2 ATTEMPTS	7			5	2													1.4
750.520E1A	CSC - 4th Degree - Force/Coercion	2 ATTEMPTS	13		2	7	1	1	2											1.6
750.520E1A-A	CSC - 4th Degree - Victim 13-16	2 ATTEMPTS	9			7	1		1											1.5
750.520E1B	CSC - 4th Degree - Incapacitated Victim	2 ATTEMPTS	2			2														1.3
750.520E1G	CSC - 4th Degree - Incest	2 ATTEMPTS	1			1														1.1
750.520G1	CSC - Assault w/ Intent to Commit Sexual Penetration	10 ATTEMPTS	56		1	14	19	5	2	2	2	1	4	6						2.7
750.520G2	CSC - 2nd Degree Assault	5 ATTEMPTS	23		2	3	13	3		1	1									1.9
750.529	Robbery - Armed	LIFE ATTEMPTS	490	1	1	4	12	25	26	31	14	26	36	163	93	38	13	7		8.8
750.529A	Carjacking	LIFE ATTEMPTS	3			1	1		1											2.0
750.529A	Carjacking	LIFE ATTEMPTS	74				1	1	1	2	5	5	3	38	14	2	1	1		8.6
750.530	Robbery - Unarmed	15 ATTEMPTS	225		18	29	41	32	41	3	17	4	14	22	2	2				3.1
750.531-A	Bank Robbery	LIFE ATTEMPTS	9		2	3	2	1			1									1.8
750.531-A	Bank Robbery	LIFE ATTEMPTS	23			1	3	3	4		2	2	1	5	2					4.6
750.531-B	Safe Breaking	LIFE ATTEMPTS	1		1															1.0
750.531-B	Safe Breaking	LIFE ATTEMPTS	11		1	1	2		2		1	1		3						4.2
750.5352A	Stolen Prop. - Receive & Conceal, \$20K or More	10 ATTEMPTS	10		2	2	3	1	1					1						2.2
750.5352B	Stolen Prop. - Receive & Conceal, \$1K - <\$20K - 3rd+ Offense	10 ATTEMPTS	1		1															1.0
750.5353A	Stolen Prop. - Receive & Conceal, \$1K - <\$20K	5 ATTEMPTS	75	2	15	33	16	2	4	1	1			1						1.6
			1		1															1.0

NOTE: Be sure to check for related offense codes when examining a particular type of crime. They may or may not be in sequential order or even on the same page.



# B2 2014 Commitments by Minimum Term Distribution – All Offenses

*Includes Additional Sentence Imposed*

*Page 16 of 19*

B - 19

			TOTAL	.5	1	1.5	2	2.5	3	3.5	4	4.5	5	10	15	20	25	>25	LIFE	AVG
GRAND TOTALS			9,998	133	1,254	2,059	2,402	586	716	221	312	146	391	905	301	162	149	135	126	4.0
VIOLATIONS			9,616	107	1,146	1,932	2,323	565	706	216	309	146	390	903	301	162	149	135	126	4.1
ATTEMPTS			382	26	108	127	79	21	10	5	3		1	2						1.5
Compiled Laws	Offense	Max. Penalty																		
750.5357	Stolen Prop. - Receive & Conceal, Motor Vehicle	5 ATTEMPTS	58	2	25	16	9	1	1	1	3									1.4
			5		2	2			1											1.5
750.535A2	Motor Vehicles - Operate Chop Shop	10 ATTEMPTS	6		1	2	1	1	1											1.9
750.535B	Weapons - Firearms, Receive & Conceal	10 ATTEMPTS	19		1	7	7	2	1					1						2.0
			1			1														1.5
750.539D	Eavesdropping - Install/Use	2 ATTEMPTS	1			1														1.2
750.539J2A1	Surveil Unclothed Person	2 ATTEMPTS	1			1														1.5
750.539J2B	Capture/Distribute Image of Unclothed Person	5 ATTEMPTS	4			2	2													1.7
750.5405A	Interfere w/ Electronic Communications	2 ATTEMPTS	7			6		1												1.5
750.5405B	Interfere w/ Electronic Communications, Injury/Death	4 ATTEMPTS	3		1		1	1												1.7
750.543F-A	Terrorism - Life	LIFE ATTEMPTS	1													1				16.0
750.543M	Terrorism - False Report or Threat	20 ATTEMPTS	5				1	1	1					2						4.7
750.552c	Trespass Upon Key Facility	4 ATTEMPTS	1		1															1.0
750.72	Arson - Dwelling House/ Curtilage	20 ATTEMPTS	6								1		3	2						5.6
750.72-A	Arson - Dwelling House	20 ATTEMPTS	3				2							1						3.9
			1			1														1.2
750.73	Arson - Real Property	10 ATTEMPTS	4				1					1		2						4.6
750.731	Arson - Second Degree	20 ATTEMPTS	8				2		1	1				3	1					5.4
			1		1															1.0
750.74	Arson - Personal Property, Over \$50	4 ATTEMPTS	7				5	1								1				4.1
750.741C1	Arson - Personal Property, \$1K - <\$20K	5 ATTEMPTS	4		1	1	1	1												1.7
750.741D1	Arson - Personal Property, \$20K or More	10 ATTEMPTS	1			1														1.5

NOTE: Be sure to check for related offense codes when examining a particular type of crime. They may or may not be in sequential order or even on the same page.

# B2 2014 Commitments by Minimum Term Distribution — All Offenses

*Includes Additional Sentence Imposed*

*Page 17 of 19*

B - 20

GRAND TOTALS			TOTAL	.5	1	1.5	2	2.5	3	3.5	4	4.5	5	10	15	20	25	>25	LIFE	AVG
VIOLATIONS			9,998	133	1,254	2,059	2,402	586	716	221	312	146	391	905	301	162	149	135	126	4.0
ATTEMPTS			9,616	107	1,146	1,932	2,323	565	706	216	309	146	390	903	301	162	149	135	126	4.1
Compiled Laws	Offense	Max. Penalty	382	26	108	127	79	21	10	5	3		1	2						1.5
750.75	Arson - Insured Property	10 ATTEMPTS	3				1	1						1						3.8
750.751	Fourth Degree Arson	5 ATTEMPTS	6		3	1	1			1										1.6
750.761A	Arson of an Insured Dwelling	LIFE ATTEMPTS	1									1								4.3
750.761B	Arson of Insured Real Property	20 ATTEMPTS	2			1	1													1.8
750.771C1	Arson - Preparation to Burn Property, \$1K - <\$20K	5 ATTEMPTS	3			2	1													1.6
750.791C1	Arson - Preparation to Burn Property, \$1K - <\$20K	5 ATTEMPTS	2		2															1.0
750.791C3	Arson - Preparation to Burn Property	5 ATTEMPTS	1		1															1.0
750.791D1	Arson - Preparation to Burn Property, \$20K or More	10 ATTEMPTS	2				1		1											2.5
750.791D6	Arson - Preparation to Burn a Building	10 ATTEMPTS	3			1		1	1											2.3
750.791E1	Arson - Preparation to Burn an Insured Dwelling	15 ATTEMPTS	1						1											3.0
750.812	Domestic Violence	MISD ATTEMPTS	1		1															1.0
750.813	Domestic Violence - 2nd Offense	1 ATTEMPTS	1			1														1.5
750.814	Domestic Violence - 3rd Offense	2 ATTEMPTS	201 4	1	20	71 4	70	18	13	2	3		2	1						1.8 1.4
750.81A	Assault - Aggravated	1 ATTEMPTS	1	1																.3
750.81A3	Domestic Violence, Aggravated - 2nd Offense	2 ATTEMPTS	19		4	6	7		1	1										1.6
750.81D1	Police Officer - Assault/Resist/Obstruct	2 ATTEMPTS	180	3	41	90	28	10	5		2		1							1.5
750.81D2	Police Officer - Assault/Resist/Obstruct, Causing Injury	4 ATTEMPTS	26		7	11	3	2	1		2									1.7
750.81D3	Police Officer - Assault/Resist/Obstruct, Serious Impairment	15 ATTEMPTS	1								1									3.6

NOTE: Be sure to check for related offense codes when examining a particular type of crime. They may or may not be in sequential order or even on the same page.

# B2 2014 Commitments by Minimum Term Distribution — All Offenses

*Includes Additional Sentence Imposed*

*Page 18 of 19*

B - 21

			TOTAL	.5	1	1.5	2	2.5	3	3.5	4	4.5	5	10	15	20	25	>25	LIFE	AVG
GRAND TOTALS			9,998	133	1,254	2,059	2,402	586	716	221	312	146	391	905	301	162	149	135	126	4.0
VIOLATIONS			9,616	107	1,146	1,932	2,323	565	706	216	309	146	390	903	301	162	149	135	126	4.1
ATTEMPTS			382	26	108	127	79	21	10	5	3		1	2						1.5
Compiled Laws	Offense	Max. Penalty																		
750.82	Felonious Assault	4	172	1	31	48	62	16	8		3		2	1						1.8
	ATTEMPTS		8	2		6														1.1
750.83	Assault w/ Intent to Murder	LIFE	116					1		1	4		7	27	37	15	9	15		15.2
	ATTEMPTS																			
750.84	Assault w/ Intent to do Great Bodily Harm Less Than Murder	10	242	1	5	16	41	15	41	18	17	3	42	35	4		2	2		4.5
	ATTEMPTS		8		1	3	2	1		1										1.8
750.841B	Assault by Strangulation	10	44	1	1	7	8	4	8	3	5		3	4						2.9
	ATTEMPTS		21		3	6	6	4	1	1										1.8
750.85	Torture	LIFE	5											1		1	2	1		23.2
	ATTEMPTS																			
750.86	Assault w/ Intent to Maim	10	2					1	1											2.8
	ATTEMPTS																			
750.88	Assault w/ Intent to Rob While Unarmed	15	9		1	2	1	1	1		2			1						2.7
	ATTEMPTS																			
750.89	Assault w/ Intent to Rob While Armed	LIFE	38				1	2		6	3	1	4	12	6	1		2		8.8
	ATTEMPTS																			
750.90A	Assault - Pregnant Individual, Miscarriage/Stillbirth w/ Intent	LIFE	1												1					15.0
	ATTEMPTS																			
750.90BA	Assault - Pregnant Individual, Miscarriage/Stillbirth	15	1											1						7.0
	ATTEMPTS																			
750.91	Homicide - Attempted Murder	LIFE	2												1	1				14.0
	ATTEMPTS																			
752.10032	Health Care Fraud - Medically Unnecessary	4	1				1													1.9
	ATTEMPTS																			
752.10542	Copy Audio/Video for Gain - Felony	5	1		1															1.0
	ATTEMPTS																			
752.1084	Organized Retail Crime	5	24	1	5	11	4	2		1										1.5
	ATTEMPTS																			
752.7973C	Computers - Use to Commit Crime Max 2 yrs - <4 yrs	4	1				1													1.7
	ATTEMPTS																			
752.7973D	Computers - Use to Commit Crime Max 4 yrs - <10 yrs	7	19			3	6	2	1		1		3	3						3.3
	ATTEMPTS																			
752.7973E	Computers - Use to Commit Crime Max 10 yrs - <20 yrs	10	1				1													1.6
	ATTEMPTS																			
752.7973F	Computers - Use to Commit Crime Max 20 yrs or More	20	1											1						7.5
	ATTEMPTS																			

NOTE: Be sure to check for related offense codes when examining a particular type of crime. They may or may not be in sequential order or even on the same page.

# B2 2014 Commitments by Minimum Term Distribution — All Offenses

*Includes Additional Sentence Imposed*

*Page 19 of 19*

B - 22

			TOTAL	.5	1	1.5	2	2.5	3	3.5	4	4.5	5	10	15	20	25	>25	LIFE	AVG
GRAND TOTALS			9,998	133	1,254	2,059	2,402	586	716	221	312	146	391	905	301	162	149	135	126	4.0
VIOLATIONS			9,616	107	1,146	1,932	2,323	565	706	216	309	146	390	903	301	162	149	135	126	4.1
ATTEMPTS			382	26	108	127	79	21	10	5	3		1	2						1.5
Compiled Laws	Offense	Max. Penalty																		
767A.91A	Prosecutor’s Investigative Subpoena Perjury	15 ATTEMPTS	2				1		1											2.5
767A.91B	Prosecutor’s Investigative Subpoena - Perjury	LIFE ATTEMPTS	6				1	1	1				1	2						4.6
769.12	Habitual Offender - 4th Offense	LIFE ATTEMPTS	1															1		
771.3F	Tampering with Electronic Monitoring Device	2 ATTEMPTS	43	2	19	15	6	1												1.2
800.263A2	Prisons - Possession/Use of a Cellphone	5 ATTEMPTS	3		1	1	1													1.4
800.2811	Prisons - Furnish Contraband to Prisoner in Prison	5 ATTEMPTS	1		1															1.0
800.2811	Prisons - Furnish Contraband to Prisoner in Prison	5 ATTEMPTS	7	1	2	4														1.1
800.2813	Prisons - Bring Contraband Into Prison	5 ATTEMPTS	8		2	5	1													1.2
800.2813	Prisons - Bring Contraband Into Prison	5 ATTEMPTS	1		1															.6
800.2814	Prisons - Prisoner Possessing Contraband	5 ATTEMPTS	29		11	13	2	3												1.3
800.2814	Prisons - Prisoner Possessing Contraband	5 ATTEMPTS	8	1	6	1														.9
800.2834	Prisons - Prisoner Possessing Weapon	5 ATTEMPTS	140	3	25	62	25	14	9		2									1.6
800.2834	Prisons - Prisoner Possessing Weapon	5 ATTEMPTS	38	8	21	8	1													.9
800.283A	Prisons - Furnish Cellphone to Prisoner	5 ATTEMPTS	1			1														1.1
800.283A	Prisons - Furnish Cellphone to Prisoner	5 ATTEMPTS	1	1																.2
801.2622	Jails - Prisoner Possess Weapon	5 ATTEMPTS	4			1	2				1									2.3
801.2631	Jails - Furnish Contraband to Prisoner	5 ATTEMPTS	3			1	2													1.6
801.2632	Jails - Prisoner Possessing Contraband	5 ATTEMPTS	7		2	4	1													1.3

NOTES: Be sure to check for related offense codes when examining a particular type of crime. They may or may not be in sequential order or even on the same page.

Largest minimum term is reported.

When minimum terms exceed maximum penalties, that may be due to anomalies in criminal justice practices, habitualized offenses, database errors, etc.

Each minimum term category is rounded up from the preceding category (for example, the ten-year category includes all minimums longer than five years up to exactly ten years).

Minimum term averages are based on raw data (with life sentences excluded from the calculations).

Source: Offender Management Network Information (OMNI)

# B2a 2014 Commitments by Minimum Term Distribution — Non-Assaultive Offenses

Includes Additional Sentence Imposed

Page 1 of 8

B - 23

			TOTAL	.5	1	1.5	2	2.5	3	3.5	4	4.5	5	10	15	20	25	>25	LIFE	AVG
GRAND TOTALS			4,389	85	784	1,162	1,434	264	263	72	109	14	113	77	8	3			1	2.0
VIOLATIONS			4,200	68	719	1,093	1,404	258	262	72	108	14	113	77	8	3			1	2.0
ATTEMPTS			189	17	65	69	30	6	1		1									1.3
Compiled Laws	Offense	Max. Penalty																		
28.2951B-A	State ID Card - Alter/Forge/Use to Commit Felony or Misdemeanor	5 ATTEMPTS	1		1															.8
28.729	Sex Offender - Fail to Register	4 ATTEMPTS	86	3	23	37	16	3	3				1							1.4
			6	1	2	3														1.0
28.7291B	Sex Offender - Fail to Register, 2nd Offense	7 ATTEMPTS	12		2	5	2	2	1											1.7
28.7291C	Sex Offender - Fail to Register, 3rd Offense	10 ATTEMPTS	7		1	4	1		1											1.6
28.7292	Sex Offenders - Failure to Comply w/Duties	MISD ATTEMPTS	31	4	6	18	2				1									1.2
168.937	Election Law - Forgery	5 ATTEMPTS	1					1												2.5
257.254	Motor Vehicle Code - Intent to Pass False Title	10 ATTEMPTS	1		1															1.0
257.257	License Documents/Plates - Forgery	5 ATTEMPTS	2		1		1													1.5
257.6256D	Operating Vehicle Intoxicated, Contr. Sub. - 3rd Offense	5 ATTEMPTS	466	8	107	176	122	24	19	2	6		1	1						1.6
			1			1														1.5
257.6257A2	Operating Vehicle Intoxicated, w/ Occupant <16 - 2nd+ Offense	5 ATTEMPTS	14	1	2	4	5	2												1.6
289.51072	Food Law - Felony Violations	4 ATTEMPTS	1			1														1.2
324.21571C1	State Land - Trespass/Damages, \$1K - <\$20K	5 ATTEMPTS	1			1														1.5
400.601-B	Fraud - Welfare, Over \$500	4 ATTEMPTS	1			1														1.3
400.602-B	Fraud - Welfare, Failure to Inform, Over \$500	4 ATTEMPTS	1			1														1.1
445.4332	Buy/Sell Stolen Non Ferrous Metals - 1st Offense	5 ATTEMPTS	1			1														1.5
445.65	Identity Theft	5 ATTEMPTS	34	1	8	13	8		4											1.5
445.65A	Identity Theft - Second Offense	10 ATTEMPTS	3				2		1											2.1
445.67	Identity Theft - Obtain/Possess/Transfer ID w/ Intent	5 ATTEMPTS	8		5	1	2													1.3

NOTE: Be sure to check for related offense codes when examining a particular type of crime. They may or may not be in sequential order or even on the same page.

# B2a 2014 Commitments by Minimum Term Distribution — Non-Assaultive Offenses

Includes Additional Sentence Imposed

Page 2 of 8

B - 24

				TOTAL	.5	1	1.5	2	2.5	3	3.5	4	4.5	5	10	15	20	25	>25	LIFE	AVG
GRAND TOTALS				4,389	85	784	1,162	1,434	264	263	72	109	14	113	77	8	3			1	2.0
VIOLATIONS				4,200	68	719	1,093	1,404	258	262	72	108	14	113	77	8	3			1	2.0
ATTEMPTS				189	17	65	69	30	6	1		1									1.3
Compiled Laws	Offense		Max. Penalty																		
500.45111	Insurance - Fraudulent Acts	4	ATTEMPTS	2		1	1														1.2
570.152	Contractor - Fraudulent Use of Building Contract Fund	3	ATTEMPTS	1			1														1.5
750.110	Breaking & Entering - Bldg. w/ Intent	15	ATTEMPTS	274	9	33	71	81	18	22	15	13	1	4	7						2.0
750.110A3	Home Invasion - 2nd Degree	15	ATTEMPTS	33	1	11	11	10													1.4
750.110A4	Home Invasion - 3rd Degree	5	ATTEMPTS	452	2	40	45	114	50	71	19	38	11	20	36	5	1				3.0
750.111	Breaking & Entering - Entry w/o Breaking, w/ Intent	5	ATTEMPTS	23		4	8	8	2			1									1.7
750.116	Burglar's Tools - Possess	10	ATTEMPTS	80		13	33	25	2	3	2	2									1.7
750.1227A	Witness - Bribe/Intimidate/Interfere	4	ATTEMPTS	2			1		1												2.0
750.1313A1	Check - Non-Sufficient Funds, Less than \$100	2	ATTEMPTS	26	1	8	4	10	2	2											1.7
750.1313C	Check - Non-Sufficient Funds, \$500 or more	2	ATTEMPTS	1	1																.5
750.131A1	Check - No Account	2	ATTEMPTS	30	1	1	10	8	3	4	2						1				2.5
750.157N1	Financial Transaction Device - Steal/Retain w/o Consent	4	ATTEMPTS	7		2	1	3		1											1.7
750.157N2	Financial Transaction Device - Possess Fraudulent One	4	ATTEMPTS	1		1															1.0
750.157P	Financial Transaction Device - Possess w/ Intent to Use/Sell	4	ATTEMPTS	2			1	1													1.6
750.157Q	Financial Transaction Device - Illegal Sale/Use	4	ATTEMPTS	6		2	3	1													1.3
750.157V	Financial Transaction Device - False ID	4	ATTEMPTS	40	1	12	12	8	3	3		1									1.6
750.157W1C1	Financial Trans. Device - Fraud Withdraw/Transfer, \$1K - <\$20K	5	ATTEMPTS	2		2	2														1.0
750.159I1	Criminal Enterprise - Conduct	20	ATTEMPTS	4		2	3														1.2
				5		3															1.2
				22	1	9	9	3													1.2
				2		2															1.0
				3			1	2													1.5
				29			1	4	7	3	2	2	1	1	6	2					4.4
				2			1	1	1												2.1

NOTE: Be sure to check for related offense codes when examining a particular type of crime. They may or may not be in sequential order or even on the same page.

# B2a 2014 Commitments by Minimum Term Distribution — Non-Assaultive Offenses

*Includes Additional Sentence Imposed*  
Page 3 of 8

B - 25

			TOTAL	.5	1	1.5	2	2.5	3	3.5	4	4.5	5	10	15	20	25	>25	LIFE	AVG
GRAND TOTALS			4,389	85	784	1,162	1,434	264	263	72	109	14	113	77	8	3			1	2.0
VIOLATIONS			4,200	68	719	1,093	1,404	258	262	72	108	14	113	77	8	3			1	2.0
ATTEMPTS			189	17	65	69	30	6	1		1									1.3
Compiled Laws	Offense	Max. Penalty																		
750.159I2	Criminal Enterprise - Acquire/Maintain	20 ATTEMPTS	1											1						7.0
750.159I4-A	Criminal Enterprise - Conspiracy	20 ATTEMPTS	2									1	1							4.6
750.161	Desertion/Abandon/Non-Support	3 ATTEMPTS	5		1		4													1.8
750.165	Child Support - Fail to Pay	4 ATTEMPTS	35 4		7	17 4	8	3												1.5 1.3
750.174-B	Embezzlement - Agent or Trustee, Over \$100K	10 ATTEMPTS	1		1															1.0
750.1744A	Embezzle - Agent or Trustee, \$1K - <\$20K	5 ATTEMPTS	10 1	2	1	5		1	1											1.4 1.7
750.1745A	Embezzle - Agent or Trustee, \$20K - <\$50K	10 ATTEMPTS	3		1	1	1													1.3
750.1746	Embezzle - \$50K - <\$100K	15 ATTEMPTS	3		1		1	1												1.8
750.1747	Embezzlement - \$100K or More	15 ATTEMPTS	7			1			3	1	1		1							3.3
750.174A4A	Embezzlement - From Vulnerable Adult, \$1K - <\$20K	5 ATTEMPTS	5				4	1												2.0
750.174A5A	Embezzlement - From Vulnerable Adult, \$20K or More	10 ATTEMPTS	1			1														1.2
750.174A6A	Embezzlement - From Vulnerable Adult, \$50K - <\$100K	15 ATTEMPTS	1				1													1.6
750.180	Embezzle - Financial Institutions	20 ATTEMPTS	1		1															1.0
750.186A	Escape - Juvenile Facility	4 ATTEMPTS	1			1														1.1
750.193	Escape - Prison	5 ATTEMPTS	2				1		1											2.5
750.1952	Escape - From Felony Jail Sentence	4 ATTEMPTS	6			2	1	3												1.9
750.1972	Escape - Awaiting Trial for Felony	4 ATTEMPTS	1	1																.5
750.199A	Bond - Abscond or Forfeit	4 ATTEMPTS	10 1		1 1	5	2	1	1											1.6 1.0

NOTE: Be sure to check for related offense codes when examining a particular type of crime. They may or may not be in sequential order or even on the same page.

# B2a 2014 Commitments by Minimum Term Distribution — Non-Assaultive Offenses

Includes Additional Sentence Imposed

Page 4 of 8

B - 26

			TOTAL	.5	1	1.5	2	2.5	3	3.5	4	4.5	5	10	15	20	25	>25	LIFE	AVG
GRAND TOTALS			4,389	85	784	1,162	1,434	264	263	72	109	14	113	77	8	3			1	2.0
VIOLATIONS			4,200	68	719	1,093	1,404	258	262	72	108	14	113	77	8	3			1	2.0
ATTEMPTS			189	17	65	69	30	6	1		1									1.3
Compiled Laws	Offense	Max. Penalty																		
750.2184A	False Pretenses - \$1K - <\$20K	5	18		4	4	7	3												1.6
	ATTEMPTS		3			3														1.4
750.2184B	False Pretenses - \$200 - <\$1K - 2nd+ Offense	5	1			1														1.5
750.2185A	False Pretenses - \$20K or More	10	7				3		4											2.5
750.2186A	False Pretenses - \$5K - <\$100K	15	2			1				1										2.3
	ATTEMPTS		1				1													1.7
750.2241-A	Weapons - Dangerous Weapon, Misc.	5	6		2	3	1													1.3
	ATTEMPTS		1			1														1.3
750.224A	Weapons - Taser, Possession or Sale Taser	4	4		1	2	1													1.5
750.224B	Weapons - Firearms, Short-Barrel Shotgun/Rifle	5	3		1		1							1						3.6
750.224F	Weapons - Firearms, Possession by Felon	5	147	1	25	23	30	18	27	7	8		1	6		1				2.5
	ATTEMPTS		1	1																.5
750.224F6	Weapons - Ammunition - Possession by Felon	5	2		2															.7
750.226	Weapons - Dangerous Weapon, Carry w/ Unlawful Intent	5	4			2	2													1.6
750.227	Weapons - Carry Concealed	5	111		31	25	23	8	15	7	1		1							1.8
	ATTEMPTS		6		3	2		1												1.4
750.227B-A	Weapons - Felony Firearm	2	520				520													2.0
750.227B-B	Weapons - Felony Firearm - 2nd Offense	5	71										71							5.0
750.227B-C	Weapons - Felony Firearm - 3rd Offense	10	2											2						10.0
750.227C	Weapons - Firearms, Possess Loaded in Vehicle	2	1		1															1.0
750.227G9A	Weapons - Body Armor - Possess/Use by Violent Felon	4	1			1														1.5
750.248	Forgery	14	21		3	10	6	1		1										1.6
	ATTEMPTS		1			1														1.5
750.249	Utter & Publish	14	93	1	21	30	29	2	7	1	2									1.7
	ATTEMPTS		12		5	6	1													1.3

NOTE: Be sure to check for related offense codes when examining a particular type of crime. They may or may not be in sequential order or even on the same page.



# B2a 2014 Commitments by Minimum Term Distribution — Non-Assaultive Offenses

Includes Additional Sentence Imposed

Page 5 of 8

B - 27

				TOTAL	.5	1	1.5	2	2.5	3	3.5	4	4.5	5	10	15	20	25	>25	LIFE	AVG
GRAND TOTALS				4,389	85	784	1,162	1,434	264	263	72	109	14	113	77	8	3			1	2.0
VIOLATIONS				4,200	68	719	1,093	1,404	258	262	72	108	14	113	77	8	3			1	2.0
ATTEMPTS				189	17	65	69	30	6	1		1									1.3
Compiled Laws	Offense		Max. Penalty																		
750.250	Forge State Warrant	7	ATTEMPTS	1				1													1.9
750.251	Forge Bank Bills/Promissory Notes	7	ATTEMPTS	1						1											3.2
750.253	Utter & Publish - Counterfeit Bills/Notes	5	ATTEMPTS	2			1	1													1.5
750.254	Utter & Publish - Possess Counterfeit Bank/State/Bills	5	ATTEMPTS	1		1															1.0
750.280	Fraud - Common Law	10	ATTEMPTS	1											1						6.3
750.300A1B	Food Stamps - Fraud, Greater than \$250-<\$1K	5	ATTEMPTS	2			2														1.3
750.3562A	Larceny - \$20K or More	10	ATTEMPTS	9		2	1	6													1.6
750.3563A	Larceny - \$1K - <\$20K	5	ATTEMPTS	47 2	3	6	13 2	17	3	2	1	1		1							1.8 1.4
750.3563B	Larceny - \$200 - <\$1K - 2nd+ Offense	5	ATTEMPTS	6		1	3	2													1.6
750.356A	Larceny - From Motor Vehicle	10	ATTEMPTS	1	1																.3
750.356A1	Larceny - From Motor Vehicle	5	ATTEMPTS	35 3		16	8 2	8 1		3											1.5 1.7
750.356A2C1	Breaking & Entering - Vehicle/Semi-Trailer/House Trailer, \$1K - <\$20K	5	ATTEMPTS	2			1	1													1.5
750.356A2C2	Breaking & Entering - Vehicle/Semi-Trailer/House Trailer, \$200-<\$1K - 2nd+ Offs	5	ATTEMPTS	3		1	1	1													1.5
750.356A3	Breaking & Entering - Vehicle Semi-Trailer/House Trailer, w/ Damage	5	ATTEMPTS	16		8	4	3	1												1.4
750.356C	Retail Fraud - 1st Degree	5	ATTEMPTS	353 4	10 1	82	129 1	78 1	28 1	14	2	10									1.6 1.4
750.356D	Retail Fraud - 2nd Degree	1	ATTEMPTS	1			1														1.5
750.357	Larceny from Person	10	ATTEMPTS	79 7		9 3	17 1	26 3	6	10	2	6		2	1						2.2 1.4
750.357B	Weapons - Firearms - Larceny	5	ATTEMPTS	9	1		3	4		1											1.7

NOTE: Be sure to check for related offense codes when examining a particular type of crime. They may or may not be in sequential order or even on the same page.

# B2a 2014 Commitments by Minimum Term Distribution — Non-Assaultive Offenses

Includes Additional Sentence Imposed

Page 6 of 8

B - 28

			TOTAL	.5	1	1.5	2	2.5	3	3.5	4	4.5	5	10	15	20	25	>25	LIFE	AVG
GRAND TOTALS			4,389	85	784	1,162	1,434	264	263	72	109	14	113	77	8	3			1	2.0
VIOLATIONS			4,200	68	719	1,093	1,404	258	262	72	108	14	113	77	8	3			1	2.0
ATTEMPTS			189	17	65	69	30	6	1		1									1.3
Compiled Laws	Offense	Max. Penalty																		
750.360	Larceny in Building	4	147		33	52	39	15	5	1	2									1.6
	ATTEMPTS		8	1	2	5														1.1
750.3622A	Larceny by Conversion, \$20K or More	10	1								1									4.0
750.3623A	Larceny by Conversion, \$1K - <\$20K	5	13		4	3	4		2											1.7
	ATTEMPTS		1			1														1.5
750.362A3A	Fail to Return Rented Property, \$1K - <\$20K	5	1				1													2.0
750.377A1A1	Malicious Destruction Pers. Prop., \$20K Or More	10	2					1			1									3.3
750.377A1B1	Malicious Destruction Pers. Prop., \$1K - <\$20K	5	17		4	4	5	3					1							1.8
750.377A1B2	Malicious Destruction Pers. Prop., \$200 - <\$1K - 2nd+ Offense	5	1		1															.8
750.377A1C1	Malicious Destruction Pers. Prop., \$200 - <\$1K	1	1	1																.2
750.3802A	Malicious Destruction of Bldg., \$20K or More	10	1								1									3.9
750.3803A	Malicious Destruction of Bldg., \$1K - <\$20K	5	17	2	5	4	3	3												1.4
750.383A	Malicious Destruction of Prop., Utility Prop.	4	3		2		1													1.2
750.3875A	Malicious Destruction of Tombs/Memorials, \$1K - <\$20K	5	1				1													1.9
750.411A1B	False Report of Felony	4	7		2	5														1.3
750.411A3A	False Report/Threat of Bomb/Harmful Device	4	2				2													1.8
750.411U	Gang Membership - Assoc/Member Commit/Attempt Felony	20	4											4						7.6
750.413	Motor Vehicle - Unlawful Drive Away	5	109	2	28	31	35	5	3	2	3									1.6
	ATTEMPTS		3		1		2													1.5
750.414	Motor Vehicle - Unlawful Use	2	20	1	6	10	3													1.2
	ATTEMPTS																			
750.422-B	Perjury - Court Proceeding	15	4		1		1						2							3.1
	ATTEMPTS																			

NOTE: Be sure to check for related offense codes when examining a particular type of crime. They may or may not be in sequential order or even on the same page.

# B2a 2014 Commitments by Minimum Term Distribution — Non-Assaultive Offenses

*Includes Additional Sentence Imposed*  
Page 7 of 8

B - 29

			TOTAL	.5	1	1.5	2	2.5	3	3.5	4	4.5	5	10	15	20	25	>25	LIFE	AVG
GRAND TOTALS			4,389	85	784	1,162	1,434	264	263	72	109	14	113	77	8	3			1	2.0
VIOLATIONS			4,200	68	719	1,093	1,404	258	262	72	108	14	113	77	8	3			1	2.0
ATTEMPTS			189	17	65	69	30	6	1		1									1.3
Compiled Laws	Offense	Max. Penalty																		
750.424-B	Perjury - Subornation, Court Proceeding	15 ATTEMPTS	1						1											3.0
750.451-D	Prostitution - 3rd+ Offense	2 ATTEMPTS	4		2	2														1.1
750.457	Prostitution - Accept Earnings	20 ATTEMPTS	2			1			1											2.2
750.4792C2	Lying to Peace Officer - 4 Year or More Crime Investigation	2 ATTEMPTS	2			2														1.3
750.483A6B	Tamper w/ Evidence - Criminal Case Max >10 yr Term	10 ATTEMPTS	4			2			1				1							2.7
750.505-A	Obstruction of Justice	5 ATTEMPTS	6	1		3		1							1					3.7
750.505-B	Accessory After the Fact to Felony	5 ATTEMPTS	10		1	5	2	1	1											1.7
750.505-C	Common Law Offenses	5 ATTEMPTS	1			1														1.5
750.50B	Animals - Kill/Torture	4 ATTEMPTS	1			1														1.3
750.5352A	Stolen Prop. - Receive & Conceal, \$20K or More	10 ATTEMPTS	1		1															1.3
750.5352B	Stolen Prop. - Receive & Conceal, \$1K - <\$20K - 3rd+ Offense	10 ATTEMPTS	10		2	2	3	1	1					1						2.2
750.5353A	Stolen Prop. - Receive & Conceal, \$1K - <\$20K	5 ATTEMPTS	1																	1.0
750.5357	Stolen Prop. - Receive & Conceal, Motor Vehicle	5 ATTEMPTS	75	2	15	33	16	2	4	1	1			1						1.6
750.535A2	Motor Vehicles - Operate Chop Shop	10 ATTEMPTS	1		1															1.0
750.535B	Weapons - Firearms, Receive & Conceal	10 ATTEMPTS	58	2	25	16	9	1	1	1	3									1.4
750.539D	Eavesdropping - Install/Use	2 ATTEMPTS	5		2	2			1											1.5
750.5405A	Interfere w/ Electronic Communications	2 ATTEMPTS	6		1	2	1	1	1											1.9
750.543M	Terrorism - False Report or Threat	20 ATTEMPTS	19		1	7	7	2	1					1						2.0
			1			1														1.5
			7			6		1												1.2
			5				1	1	1					2						1.5
																				4.7

NOTE: Be sure to check for related offense codes when examining a particular type of crime. They may or may not be in sequential order or even on the same page.

# B2a 2014 Commitments by Minimum Term Distribution — Non-Assaultive Offenses

Includes Additional Sentence Imposed

Page 8 of 8

B - 30

GRAND TOTALS		
VIOLATIONS		
ATTEMPTS		
Compiled Laws	Offense	Max. Penalty
750.552c	Trespass Upon Key Facility	4 ATTEMPTS
752.10032	Health Care Fraud - Medically Unnecessary	4 ATTEMPTS
752.10542	Copy Audio/Video for Gain - Felony	5 ATTEMPTS
752.1084	Organized Retail Crime	5 ATTEMPTS
752.7973C	Computers - Use to Commit Crime Max 2 yrs - <4 yrs	4 ATTEMPTS
752.7973D	Computers - Use to Commit Crime Max 4 yrs - <10 yrs	7 ATTEMPTS
752.7973E	Computers - Use to Commit Crime Max 10 yrs - <20 yrs	10 ATTEMPTS
752.7973F	Computers - Use to Commit Crime Max 20 yrs or More	20 ATTEMPTS
767A.91A	Prosecutor's Investigative Subpoena Perjury	15 ATTEMPTS
767A.91B	Prosecutor's Investigative Subpoena - Perjury	LIFE ATTEMPTS
769.12	Habitual Offender - 4th Offense	LIFE ATTEMPTS
771.3F	Tampering with Electronic Monitoring Device	2 ATTEMPTS
800.263A2	Prisons - Possession/Use of a Cellphone	5 ATTEMPTS
800.2811	Prisons - Furnish Contraband to Prisoner in Prison	5 ATTEMPTS
800.2813	Prisons - Bring Contraband Into Prison	5 ATTEMPTS
800.2814	Prisons - Prisoner Possessing Contraband	5 ATTEMPTS

TOTAL	.5	1	1.5	2	2.5	3	3.5	4	4.5	5	10	15	20	25	>25	LIFE	AVG
4,389	85	784	1,162	1,434	264	263	72	109	14	113	77	8	3			1	2.0
4,200	68	719	1,093	1,404	258	262	72	108	14	113	77	8	3			1	2.0
189	17	65	69	30	6	1		1									1.3
1		1															1.0
1				1													1.9
1		1															1.0
24	1	5	11	4	2		1										1.5
1				1													1.7
19			3	6	2	1		1		3	3						3.3
1				1													1.6
1											1						7.5
2				1		1											2.5
6				1	1	1				1	2						4.6
1																1	
43	2	19	15	6	1												1.2
3		1	1	1													1.4
1		1															1.0
7	1	2	4														1.1
8		2	5	1													1.2
1		1															.6
29		11	13	2	3												1.3
8	1	6	1														.9

NOTES: Be sure to check for related offense codes when examining a particular type of crime. They may or may not be in sequential order or even on the same page.  
Largest minimum term is reported.  
When minimum terms exceed maximum penalties, that may be due to anomalies in criminal justice practices, habitualized offenses, database errors, etc.  
Each minimum term category is rounded up from the preceding category (for example, the ten-year category includes all minimums longer than five years up to exactly ten years).  
Minimum term averages are based on raw data (with life sentences excluded from the calculations).

Source: Offender Management Network Information (OMNI)

# B2b 2014 Commitments by Minimum Term Distribution — Drug Offenses

*Includes Additional Sentence Imposed*

Page 1 of 2

B - 31

			TOTAL	.5	1	1.5	2	2.5	3	3.5	4	4.5	5	10	15	20	25	>25	LIFE	AVG
GRAND TOTALS			1,421	30	225	358	329	86	139	25	42	42	38	97	7	1	1		1	2.4
VIOLATIONS			1,366	24	201	347	317	86	138	25	42	42	37	97	7	1	1		1	2.4
ATTEMPTS			55	6	24	11	12		1				1							1.3
Compiled Laws	Offense	Max. Penalty																		
333.177643	Contr. Sub. - Sale of Adulterated/ Misbranded Drugs	2 ATTEMPTS	1				1													2.0
333.17766C1	Contr. Sub. - Ephedrine/ Pseudoephedrine Posses >12 gr	2 ATTEMPTS	1			1														1.3
333.73413	Contr. Sub. - Imitation Mfg/ Distribution	2 ATTEMPTS	3		1	1		1												1.6
333.74012A1	Contr. Sub. - Del/Mfg 1,000+ Grams (Narc. or Cocaine)	LIFE ATTEMPTS	9						1		1	1	1	2	2				1	7.3
333.74012A2	Contr. Sub. - Del/Mfg 450 - 999 Grams (Narc. or Cocaine)	30 ATTEMPTS	4								1			1	2					9.1
333.74012A3	Contr. Sub. - Del/Mfg 50 - 449 Grams (Narc. or Cocaine)	20 ATTEMPTS	53 6		5 5	3 1	6	3	7	1	6	1	2	18			1			4.8 1.0
333.74012A4	Contr. Sub. - Del/Mfg Under 50 Grams (Narc. or Cocaine)	20 ATTEMPTS	428 23	4 4	69 14	120 2	120 2	40	40 1	7	12	1	8	6	1					2.0 1.1
333.74012B-A	Contr. Sub. - Del/Mfg (Sched. 1-3), Except Marijuana	7 ATTEMPTS	52 1	1	6	20	20 1	1	1		1		1	1						1.8 1.9
333.74012B1	Contr. Sub. - Del/Mfg Meth/ Ecstasy	20 ATTEMPTS	77 2			3 1	16	7	13		2	14	8	14						3.8 1.2
333.74012C-A	Contr. Sub. - Del/Mfg (Sched. 4)	4 ATTEMPTS	8		1	5	1	1												1.5
333.74012D	Contr. Sub. - Del/Mfg (Sched. 5)	2 ATTEMPTS	1	1																.3
333.74012D2	Contr. Sub. - Del/Mfg 5 to <45 Kilograms Marijuana	7 ATTEMPTS	12	1	2	4	3				2									1.7
333.74012D3	Contr. Sub. - Del/Mfg Marijuana	4 ATTEMPTS	81 3	3 1	22	33 2	17	3	3											1.4 1.1
333.74012F	Prescription Forms - Del/Mfg/ Intent	7 ATTEMPTS	2			1				1										2.4
333.7401C2A	Contr. Sub. - Operate/ Maintain Lab	10 ATTEMPTS	31			8	15	1	3	2	1	1								2.1
333.7401C2B	Contr. Sub. - Operate/ Maintain Lab Near Minor	20 ATTEMPTS	8			1	1	1	2	1		1		1						3.3
333.7401C2C	Contr. Sub. - Operate/Maintain Lab Involving Hazardous Waste	20 ATTEMPTS	6						1	1	1	1	1	1						4.3
333.7401C2D	Contr. Sub. - Operate/Maintain Lab Near Specified Places	20 ATTEMPTS	7				1					2	1	3						5.3
333.7401C2E	Contr. Sub. - Operate/Maintain Lab Involving Firearm	25 ATTEMPTS	1									1								4.3
333.7401C2F	Contr. Sub. - Operate/Maintain Lab Involving Meth	20 ATTEMPTS	175 3		4	8 1	21 1	12	43	5	10	18	12 1	40	2					4.0 2.8

NOTE: Be sure to check for related offense codes when examining a particular type of crime. They may or may not be in sequential order or even on the same page.

# B2b 2014 Commitments by Minimum Term Distribution — Drug Offenses

Includes Additional Sentence Imposed

Page 2 of 2

B - 32

GRAND TOTALS			TOTAL	.5	1	1.5	2	2.5	3	3.5	4	4.5	5	10	15	20	25	>25	LIFE	AVG
VIOLATIONS			1,421	30	225	358	329	86	139	25	42	42	38	97	7	1	1		1	2.4
ATTEMPTS			1,366	24	201	347	317	86	138	25	42	42	37	97	7	1	1		1	2.4
Compiled Laws	Offense	Max. Penalty	55	6	24	11	12		1				1							1.3
333.74022A	Contr. Sub. - Create/Del./Intent Counterfeit (Narcotic)	10 ATTEMPTS	3				1		1				1							3.2
333.74022E	Contr. Sub. - Create/Deliver Analogue	15 ATTEMPTS	8			1	3	1	2					1						2.7
333.74032A1	Contr. Sub. - Possess 1,000+ Grams (Narcotic)	LIFE ATTEMPTS	1											1						6.0
333.74032A2	Contr. Sub. - Possess 450 - 999 Grams (Narcotic)	30 ATTEMPTS	2											1		1				13.8
333.74032A3	Contr. Sub. - Possess 50 - 449 Grams (Narcotic)	20 ATTEMPTS	11			1	2		2	2		1	1	2						3.9
333.74032A4	Contr. Sub. - Possess 25 - 49 Grams (Narcotic)	4 ATTEMPTS	1		1															1.0
333.74032A5	Contr. Sub. - Possess <25 Grams (Narcotic)	4 ATTEMPTS	2							2										3.3
333.74032B-A	Contr. Sub. - Possess Analogues/Sched. 1-4	2 ATTEMPTS	174	6	51	78	31	3	4					1						1.4
333.74032B1	Contr. Sub. - Possess Methamphetamine	10 ATTEMPTS	3	3	7	8	4	3												1.1
333.74032D	Contr. Sub. - Possess Marijuana	1 ATTEMPTS	25	3																1.3
333.74042B	Contr. Sub. - Use	1 ATTEMPTS	131	3	23	29	43	8	12	3	5		1	4						2.0
333.7405D	Contr. Sub. - Maintain Drug House	2 ATTEMPTS	11	2	3	3			1											1.7
333.74071C	Contr. Sub. - Obtain by Fraud	4 ATTEMPTS	9																	1.1
333.74071G	Contr. Sub. - Counterfeit Prescription Form	4 ATTEMPTS	1			1														1.3
333.74102-A	Contr. Sub. - Deliver <50 Grams, School Prop. (Narc/Cocaine)	60 ATTEMPTS	19	1	4	10	2	1	1											1.4
333.74103	Contr. Sub. - Intent Deliver <50 Grams, School Prop (Narc.)	40 ATTEMPTS	11		3	6	2													1.4
333.74104-A	Contr. Sub. - Possess on School/Library Prop. (Narc./Coc.) <25 Gr	8 ATTEMPTS	1																	2.0
333.74104-B	Contr. Sub. - Possess on School/Library Property (Sched.1-4)	4 ATTEMPTS	6				6													2.0
			1			1														2.0
			1						1											2.8
			1																	1.3

NOTES: Be sure to check for related offense codes when examining a particular type of crime. They may or may not be in sequential order or even on the same page.

Largest minimum term is reported.

When minimum terms exceed maximum penalties, that may be due to anomalies in criminal justice practices, habitualized offenses, database errors, etc.

Each minimum term category is rounded up from the preceding category (for example, the ten-year category includes all minimums longer than five years up to exactly ten years).

Minimum term averages are based on raw data (with life sentences excluded from the calculations).

Source: Offender Management Network Information (OMNI)

# B2c 2014 Commitments by Minimum Term Distribution — Assaultive Offenses

Includes Additional Sentence Imposed

Page 1 of 9

B - 33

GRAND TOTALS			TOTAL	.5	1	1.5	2	2.5	3	3.5	4	4.5	5	10	15	20	25	>25	LIFE	AVG
VIOLATIONS			4,188	18	245	539	639	236	314	124	161	90	240	731	286	158	148	135	124	6.7
ATTEMPTS			4,050	15	226	492	602	221	306	119	159	90	240	729	286	158	148	135	124	6.9
			138	3	19	47	37	15	8	5	2			2						1.8
Compiled Laws	Offense	Max. Penalty																		
257.602A2	Police Officer - Flee - 4th Degree (Vehicle Code)	2 ATTEMPTS	13		5	2	5	1												1.5
257.602A3-A	Police Officer - Flee - 3rd Degree (Vehicle Code)	5 ATTEMPTS	140 1	2 1	29 1	40	51	8	4	2	1			2		1				1.8 .6
257.602A4-A	Police Officer - Flee - 2nd Degree (Vehicle Code)	10 ATTEMPTS	28	1	3	2	9	3	4	2	1		2	1						2.5
257.602A5	Police Officer - Flee - 1st Degree (Vehicle Code)	15 ATTEMPTS	1											1						10.0
257.617	Fail to Stop at Accident - Serious Impairment/Death	5 ATTEMPTS	10	1	1	1	3	3			1									2.0
257.6173	Fail to Stop at Accident - At Fault Death Result	15 ATTEMPTS	5						2				1	2						4.6
257.6254	Operating Vehicle Intoxicated, Causing Death	15 ATTEMPTS	33 1				4	3	4		8	3	1	9	1					4.6 3.5
257.6254A	Operating Vehicle Intoxicated, Causing Death	15 ATTEMPTS	1			1														1.5
257.6255-A	Operating Vehicle Intoxicated, Causing Serious Injury	5 ATTEMPTS	15 1		1	4	7 1		1					2						2.4 1.7
257.6263	Driving - Reckless - Causing Serious Impairment of Body Function	5 ATTEMPTS	3				2				1									2.6
257.6264	Driving - Reckless - Causing Death	15 ATTEMPTS	7					1	1		2			3						4.5
257.9044	Operate - License Susp./Rev./ Denied, Causing Death	15 ATTEMPTS	7				1					2	1	2		1				7.4
257.9045	Operate - License Susp./Rev./ Denied, Causing Serious Injury	5 ATTEMPTS	4		1	1				1				1						3.0
287.3232	Dangerous Animal, Causing Serious Injury	4 ATTEMPTS	1				1													1.7
333.5210	AIDS - Sexual Penetration w/ Uninformed Partner	4 ATTEMPTS	3				3													1.9
722.675	Distribute Obscene Matter to Children	2 ATTEMPTS	1			1														1.3
750.110A2	Home Invasion - 1st Degree	20 ATTEMPTS	253 15		4 5	8 2	32 4	11 2	29	5 1	16	9	25	99 1	11	2	2			5.5 2.1
750.1227B	Witness - Bribe/Intimidate/ Interfere	10 ATTEMPTS	4			1	1	2												2.0

NOTE: Be sure to check for related offense codes when examining a particular type of crime. They may or may not be in sequential order or even on the same page.

# B2c 2014 Commitments by Minimum Term Distribution — Assaultive Offenses

Includes Additional Sentence Imposed

Page 2 of 9

B - 34

GRAND TOTALS			TOTAL	.5	1	1.5	2	2.5	3	3.5	4	4.5	5	10	15	20	25	>25	LIFE	AVG
VIOLATIONS			4,188	18	245	539	639	236	314	124	161	90	240	731	286	158	148	135	124	6.7
ATTEMPTS			4,050	15	226	492	602	221	306	119	159	90	240	729	286	158	148	135	124	6.9
			138	3	19	47	37	15	8	5	2			2						1.8
Compiled Laws	Offense	Max. Penalty																		
750.1227C	Witness - Intimidate/Threaten to Kill or Injure	15 ATTEMPTS	2									1		1						6.3
750.1228	Witness - Retaliate Against	10 ATTEMPTS	1			1														1.7
750.135A2D	Child Abuse - Leaving Child in Vehicle Resulting in Death	15 ATTEMPTS	1						1											1.5
750.136B2	Child Abuse - 1st Degree	15 ATTEMPTS	23				3	3		2	1	3	1	5	2	2	1			3.0
750.136B3	Child Abuse - 2nd Degree	4 ATTEMPTS	27		1	1	5	3	4	1	1	2	5	4						7.1
750.136B4	Child Abuse - 3rd Degree	2 ATTEMPTS	17		2	13	2													3.5
750.145A-A	Children - Accost for Immoral Purposes	4 ATTEMPTS	16		2	5	6		2		1									1.3
750.145BA	Children - Accost for Immoral Purposes - 2nd+ Offense	10 ATTEMPTS	1						1											1.9
750.145C2	Child Sexually Abusive Activity	20 ATTEMPTS	52			3	2	2	3	1	3	2	5	17	12	2				2.5
750.145C3	Child Sexually Abusive Activity, Promote or Distribute	7 ATTEMPTS	1			1	1				1		1							2.8
750.145C4-A	Child Sexually Abusive Material, Possess	4 ATTEMPTS	9			4	4		1											7.5
750.145D2D	Computer/Internet - Plan Crime w/ Other, Max 4 - <10 yrs	10 ATTEMPTS	1								1									1.5
750.145N1	Vulnerable Adult Abuse - 1st Degree	15 ATTEMPTS	1						1											2.6
750.157B2	Homicide - Solicitation of Murder	LIFE ATTEMPTS	4											3	1					1.8
750.158	Sodomy	15 ATTEMPTS	1	1																2.8
750.197C-A	Assault of Prison Employee	4 ATTEMPTS	56		5	6	16	3	10	5	2	3	2	3		1				3.6
750.2102A	Explosives - Possess Bomb w/ Unlawful Intent	15 ATTEMPTS	3	1	2															3.0
750.211A2A	Explosives - Mfg/Possess Explosive/ Other w/ Malicious Intent	15 ATTEMPTS	1					1												8.6
																				3.9
																				.0
																				2.9
																				.8
																				2.5
																				1.0

NOTE: Be sure to check for related offense codes when examining a particular type of crime. They may or may not be in sequential order or even on the same page.



# B2c 2014 Commitments by Minimum Term Distribution — Assaultive Offenses

Includes Additional Sentence Imposed

Page 3 of 9

B - 35

			TOTAL	.5	1	1.5	2	2.5	3	3.5	4	4.5	5	10	15	20	25	>25	LIFE	AVG
GRAND TOTALS			4,188	18	245	539	639	236	314	124	161	90	240	731	286	158	148	135	124	6.7
VIOLATIONS			4,050	15	226	492	602	221	306	119	159	90	240	729	286	158	148	135	124	6.9
ATTEMPTS			138	3	19	47	37	15	8	5	2			2						1.8
Compiled Laws	Offense	Max. Penalty																		
750.213	Extortion	20 ATTEMPTS	1						1											3.0
750.234A	Weapons - Firearms, Discharge from Vehicle	4 ATTEMPTS	1			1														1.9
750.234B	Weapons - Firearms, Discharge in/at Bldg.	4 ATTEMPTS	7			1	6													1.9
750.2374	Weapons - Firearms, Discharge OUIL Cause Death	15 ATTEMPTS	1										1							8.3
750.316	Homicide	LIFE ATTEMPTS	8																8	
750.316-A	Homicide - Murder 1st Degree, Premeditated	LIFE ATTEMPTS	50																50	
750.316-B	Homicide - Felony Murder	LIFE ATTEMPTS	45														1	3	41	34.4
750.316-C	Homicide - Open Murder, Statutory Short Form	LIFE ATTEMPTS	11																11	
750.316-D	Homicide - Murder of Peace/ Corrections Officer	LIFE ATTEMPTS	1																1	
750.317	Homicide - Murder 2nd Degree	LIFE ATTEMPTS	190											13	23	42	41	65	6	25.9
750.317A	Deliver Controlled Substance Cause Death	LIFE ATTEMPTS	9		1		1		1			1	2	1		1			1	5.7
750.321	Homicide - Manslaughter	15 ATTEMPTS	18							2		1	3	10	1	1				7.6
750.321-A	Homicide - Manslaughter, Statutory Short Form	15 ATTEMPTS	21				1		2	1	2	1	2	10	1		1			7.1
750.321-C	Homicide - Manslaughter, Involuntary	15 ATTEMPTS	21 1		1	1	3 1	1	2		2	2	4	5						4.4 2.0
750.321-E	Homicide - Manslaughter w/ Motor Vehicle	15 ATTEMPTS	3									1	1	1						5.0
750.329	Homicide - Manslaughter, Death w/ Weapon, Aim w/o Malice	15 ATTEMPTS	3				1		1					1						3.9
750.335A2B	Aggravated Indecent Exposure	2 ATTEMPTS	13		2	7	2		2											1.6
750.335A2C	Indecent Exposure by Sexually Delinquent Person	LIFE ATTEMPTS	11	1	1		1							4		1	2	1		13.0

NOTE: Be sure to check for related offense codes when examining a particular type of crime. They may or may not be in sequential order or even on the same page.

# B2c 2014 Commitments by Minimum Term Distribution — Assaultive Offenses

Includes Additional Sentence Imposed

Page 4 of 9

B - 36

			TOTAL	.5	1	1.5	2	2.5	3	3.5	4	4.5	5	10	15	20	25	>25	LIFE	AVG
GRAND TOTALS			4,188	18	245	539	639	236	314	124	161	90	240	731	286	158	148	135	124	6.7
VIOLATIONS			4,050	15	226	492	602	221	306	119	159	90	240	729	286	158	148	135	124	6.9
ATTEMPTS			138	3	19	47	37	15	8	5	2			2						1.8
Compiled Laws	Offense	Max. Penalty																		
750.338B	Gross Indecency Between Male & Female, Commit/Procure	5 ATTEMPTS	3		1	1			1											1.8
750.349	Kidnapping	LIFE ATTEMPTS	5				1								4		1			15.6
750.349B	Unlawful Imprisonment	15 ATTEMPTS	41			1	4	2	5	1	3	3	5	9	3	5				6.6
750.350	Kidnapping - Child Enticement	LIFE ATTEMPTS	2											1	1					11.8
750.350A1	Kidnapping - Custodial Interference	1 ATTEMPTS	1		1															1.9
750.377B	Malicious Destruction Fire/Police Property	4 ATTEMPTS	19		4	7	5	1	1					1						1.0
750.397	Mayhem	10 ATTEMPTS	2			2														1.8
750.411H2B	Stalking a Minor	5 ATTEMPTS	1										1							1.2
750.411I	Stalking - Aggravated	5 ATTEMPTS	2		1		1													5.0
750.411S2B	Unlawful Posting Message w/Aggravating Circumstances	5 ATTEMPTS	37		5	9	9	2	6	3	1				1			1		1.5
750.455	Prostitution - Pandering	20 ATTEMPTS	1			1														2.9
750.459	Prostitution - Transport Female (perhaps compel)	20 ATTEMPTS	1									1								1.7
750.462B1	Human Trafficking - Financially Benefitting Causing	10 ATTEMPTS	2			1	1								1					14.7
750.462G	Human Trafficking - Recruit Minor, Sexually Abusive Activity	20 ATTEMPTS	1			1												1		1.7
750.4792	Public Officer - Assault/Obstruct	2 ATTEMPTS	1																	1.4
750.479A2	Police Officer - Flee (Penal Code) 4th Degree	2 ATTEMPTS	2			1			1											25.0
750.479A3	Police Officer - Flee (Penal Code) 3rd Degree	5 ATTEMPTS	3			2					1									2.0
750.479A4-A	Police Officer - Flee (Penal Code) 2nd Degree	10 ATTEMPTS	15		2	4	4	1	2	1	1									2.2
			1			1														2.0
			3		1		1		1											1.3
																				1.8

NOTE: Be sure to check for related offense codes when examining a particular type of crime. They may or may not be in sequential order or even on the same page.

# B2c 2014 Commitments by Minimum Term Distribution — Assaultive Offenses

Includes Additional Sentence Imposed

Page 5 of 9

B - 37

			TOTAL	.5	1	1.5	2	2.5	3	3.5	4	4.5	5	10	15	20	25	>25	LIFE	AVG
GRAND TOTALS			4,188	18	245	539	639	236	314	124	161	90	240	731	286	158	148	135	124	6.7
VIOLATIONS			4,050	15	226	492	602	221	306	119	159	90	240	729	286	158	148	135	124	6.9
ATTEMPTS			138	3	19	47	37	15	8	5	2			2						1.8
Compiled Laws	Offense	Max. Penalty																		
750.479B2	Peace Officer - Disarm Firearm	10 ATTEMPTS	4			1	2							1						2.8
750.520B	CSC - 1st Degree - Multiple Variables	LIFE ATTEMPTS	50				1						1	10	12	11	5	10	1	18.9
750.520B1A	CSC - 1st Degree - Person Under 13	LIFE ATTEMPTS	1																	2.0
750.520B1B	CSC - 1st Degree - Relationship	LIFE ATTEMPTS	49				1		3			1		13	12	7	9	2	1	14.6
750.520B1C	CSC - 1st Degree - During Felony	LIFE ATTEMPTS	53					2	1				2	13	18	11	2	4		14.9
750.520B1D	CSC - 1st Degree - Accomplices	LIFE ATTEMPTS	4												2		1	1		20.1
750.520B1E	CSC - 1st Degree - Weapon Used	LIFE ATTEMPTS	1																1	
750.520B1F	CSC - 1st Degree - Personal Injury	LIFE ATTEMPTS	6													2	2	2		27.8
750.520B1G	CSC - 1st Degree - Injury to Incapacitated Victim	LIFE ATTEMPTS	9											1	2	1	2	2	1	21.8
750.520B1H	CSC - 1st Degree - Mentally Disabled Relationship	LIFE ATTEMPTS	1					1												2.5
750.520B2B	CSC - 1st Degree - Person <13, Defendant 17+ yrs.	LIFE ATTEMPTS	1						1											3.0
750.520B2C	CSC - 1st Degree - Person <13, Defendant 17+ yrs - 2nd Offense	LIFE ATTEMPTS	1											1						6.0
750.520C	CSC - 2nd Degree - Multiple Variables	15 ATTEMPTS	62		1								1	1	1		46	12	1	27.1
750.520C1A	CSC - 2nd Degree - Person Under 13	15 ATTEMPTS	1														1			1.0
750.520C1B	CSC - 2nd Degree - Relationship	15 ATTEMPTS	2														1		1	25.0
750.520C1C	CSC - 2nd Degree - During Felony	15 ATTEMPTS	31		1	4	3	6	4	1	1		2	8				1		4.6
750.520C1E	CSC - 2nd Degree - Weapon Used	15 ATTEMPTS	2			1			1											2.3
750.520C1F	CSC - 2nd Degree - Personal Injury	15 ATTEMPTS	54			2	15	2	5	4	4		7	14	1					4.3
			5		1	2	1	1												1.6
			25		2	1	4	2	5	2	4	1	1	1	1			1		5.0
			1				1													2.0
			1						1											3.0
			2				1		1											2.3
			5				2	1					1	1						4.0

NOTE: Be sure to check for related offense codes when examining a particular type of crime. They may or may not be in sequential order or even on the same page.

# B2c 2014 Commitments by Minimum Term Distribution — Assaultive Offenses

Includes Additional Sentence Imposed

Page 6 of 9

B - 38

GRAND TOTALS			TOTAL	.5	1	1.5	2	2.5	3	3.5	4	4.5	5	10	15	20	25	>25	LIFE	AVG
VIOLATIONS			4,188	18	245	539	639	236	314	124	161	90	240	731	286	158	148	135	124	6.7
ATTEMPTS			4,050	15	226	492	602	221	306	119	159	90	240	729	286	158	148	135	124	6.9
			138	3	19	47	37	15	8	5	2			2						1.8
Compiled Laws	Offense	Max. Penalty																		
750.520C1G	CSC - 2nd Degree - Injury to Incapacitated Victim	15 ATTEMPTS	1					1												2.5
750.520C1H	CSC - 2nd Degree - Mentally Disabled Relationship	15 ATTEMPTS	2				1			1										2.8
750.520C1K	CSC - 2nd Degree - County Prisoner	15 ATTEMPTS	1										1							5.0
750.520C2B	CSC - 2nd Degree - Person <13, Defendant 17+ yrs.	15 ATTEMPTS	60		1	4	7	2	6	4	2	2	5	23	4					5.6
750.520D	CSC - 3rd Degree - Multiple Variables	15 ATTEMPTS	3			2	5	1	3	2	2		8	15	1					2.6
750.520D1A	CSC - 3rd Degree - Person 13-15	15 ATTEMPTS	38			2	5	1	3	2	2		8	15	1					5.7
750.520D1B	CSC - 3rd Degree - Force/Coercion	15 ATTEMPTS	3			1	1	1	1											2.5
750.520D1C	CSC - 3rd Degree - Incapacitated Victim	15 ATTEMPTS	148		2	8	24	4	15	3	8	3	15	56	6	2	1	1		5.7
750.520D1D	CSC - 3rd Degree - Incest	15 ATTEMPTS	21			10	7	1	3											1.9
750.520D1E	CSC - 3rd Degree - Student	15 ATTEMPTS	56			2	5	3	3	3	3	1	7	23	2	2	1	1		7.1
750.520E	CSC - 4th Degree - Multiple Variables	2 ATTEMPTS	2			1		1												2.0
750.520E1A	CSC - 4th Degree - Force/Coercion	2 ATTEMPTS	6			1			1				1	3						5.2
750.520E1A-A	CSC - 4th Degree - Victim 13-16	2 ATTEMPTS	1			1														1.5
750.520E1B	CSC - 4th Degree - Incapacitated Victim	2 ATTEMPTS	17		1	2		1				2	3	5	1	1	1			7.4
750.520E1G	CSC - 4th Degree - Incest	2 ATTEMPTS	3					1	1				1							3.4
750.520G1	CSC - Assault w/ Intent to Commit Sexual Penetration	10 ATTEMPTS	7			5	2													1.4
750.520G2	CSC - 2nd Degree Assault	5 ATTEMPTS	13		2	7	1	1	2											1.6
750.529	Robbery - Armed	LIFE ATTEMPTS	9			7	1		1											1.5
			2			2														1.3
			1			1														1.1
			56		1	14	19	5	2	2	2	1	4	6						2.7
			23		2	3	13	3		1	1									1.9
			490	1	1	4	12	25	26	31	14	26	36	163	93	38	13	7		8.8
			3			1	1		1											2.0

NOTE: Be sure to check for related offense codes when examining a particular type of crime. They may or may not be in sequential order or even on the same page.

# B2c 2014 Commitments by Minimum Term Distribution — Assaultive Offenses

Includes Additional Sentence Imposed

Page 7 of 9

B - 39

			TOTAL	.5	1	1.5	2	2.5	3	3.5	4	4.5	5	10	15	20	25	>25	LIFE	AVG
GRAND TOTALS			4,188	18	245	539	639	236	314	124	161	90	240	731	286	158	148	135	124	6.7
VIOLATIONS			4,050	15	226	492	602	221	306	119	159	90	240	729	286	158	148	135	124	6.9
ATTEMPTS			138	3	19	47	37	15	8	5	2			2						1.8
Compiled Laws	Offense	Max. Penalty																		
750.529A	Carjacking	LIFE ATTEMPTS	74				1	1	1	2	5	5	3	38	14	2	1	1		8.6
750.530	Robbery - Unarmed	15 ATTEMPTS	225		18	29	41	32	41	3	17	4	14	22	2	2				3.1
750.531-A	Bank Robbery	LIFE ATTEMPTS	9		2	3	2	1			1									1.8
750.531-B	Safe Breaking	LIFE ATTEMPTS	23			1	3	3	4		2	2	1	5	2					4.6
750.539J2A1	Surveil Unclothed Person	2 ATTEMPTS	1		1	1	2		2		1	1		3						1.0
750.539J2B	Capture/Distribute Image of Unclothed Person	5 ATTEMPTS	11																	4.2
750.5405B	Interfere w/ Electronic Communications, Injury/Death	4 ATTEMPTS	1			1														1.5
750.543F-A	Terrorism - Life	LIFE ATTEMPTS	4			2	2													1.7
750.72	Arson - Dwelling House/ Curtilage	20 ATTEMPTS	3		1		1	1												1.7
750.72-A	Arson - Dwelling House	20 ATTEMPTS	1																	16.0
750.73	Arson - Real Property	10 ATTEMPTS	6								1		3	2						5.6
750.731	Arson - Second Degree	20 ATTEMPTS	3				2							1						3.9
750.74	Arson - Personal Property, Over \$50	4 ATTEMPTS	1			1														1.2
750.741C1	Arson - Personal Property, \$1K - <\$20K	5 ATTEMPTS	4				1					1		2						4.6
750.741D1	Arson - Personal Property, \$20K or More	10 ATTEMPTS	8		1		2		1	1				3	1					5.4
750.75	Arson - Insured Property	10 ATTEMPTS	1																	1.0
750.751	Fourth Degree Arson	5 ATTEMPTS	7				5	1								1				4.1
750.761A	Arson of an Insured Dwelling	LIFE ATTEMPTS	4		1	1	1	1												1.7
			1			1														1.5
			3				1	1						1						3.8
			6		3	1	1			1										1.6
			1									1								4.3

NOTE: Be sure to check for related offense codes when examining a particular type of crime. They may or may not be in sequential order or even on the same page.

# B2c 2014 Commitments by Minimum Term Distribution — Assaultive Offenses

Includes Additional Sentence Imposed

Page 8 of 9

B - 40

GRAND TOTALS			TOTAL	.5	1	1.5	2	2.5	3	3.5	4	4.5	5	10	15	20	25	>25	LIFE	AVG
VIOLATIONS			4,188	18	245	539	639	236	314	124	161	90	240	731	286	158	148	135	124	6.7
ATTEMPTS			4,050	15	226	492	602	221	306	119	159	90	240	729	286	158	148	135	124	6.9
Compiled Laws	Offense	Max. Penalty	138	3	19	47	37	15	8	5	2			2						1.8
750.761B	Arson of Insured Real Property	20 ATTEMPTS	2			1	1													1.8
750.771C1	Arson - Preparation to Burn Property, \$1K - <\$20K	5 ATTEMPTS	3			2	1													1.6
750.791C1	Arson - Preparation to Burn Property, \$1K - <\$20K	5 ATTEMPTS	2		2															1.0
750.791C3	Arson - Preparation to Burn Property	5 ATTEMPTS	1		1															1.0
750.791D1	Arson - Preparation to Burn Property, \$20K or More	10 ATTEMPTS	2				1		1											2.5
750.791D6	Arson - Preparation to Burn a Building	10 ATTEMPTS	3			1		1	1											2.3
750.791E1	Arson - Preparation to Burn an Insured Dwelling	15 ATTEMPTS	1						1								1			3.0
750.812	Domestic Violence	MISD ATTEMPTS	1		1															1.0
750.813	Domestic Violence - 2nd Offense	1 ATTEMPTS	1			1														1.5
750.814	Domestic Violence - 3rd Offense	2 ATTEMPTS	201 4	1	20	71 4	70	18	13	2	3		2	1						1.8 1.4
750.81A	Assault - Aggravated	1 ATTEMPTS	1	1																.3
750.81A3	Domestic Violence, Aggravated - 2nd Offense	2 ATTEMPTS	19		4	6	7		1	1										1.6
750.81D1	Police Officer - Assault/Resist/Obstruct	2 ATTEMPTS	180	3	41	90	28	10	5		2		1							1.5
750.81D2	Police Officer - Assault/Resist/Obstruct, Causing Injury	4 ATTEMPTS	26		7	11	3	2	1		2									1.7
750.81D3	Police Officer - Assault/Resist/Obstruct, Serious Impairment	15 ATTEMPTS	1								1									3.6
750.82	Felonious Assault	4 ATTEMPTS	172 8	1 2	31	48 6	62	16	8		3		2	1						1.8 1.1
750.83	Assault w/ Intent to Murder	LIFE ATTEMPTS	116					1		1	4		7	27	37	15	9	15		15.2
750.84	Assault w/ Intent to do Great Bodily Harm Less Than Murder	10 ATTEMPTS	242 8	1	5 1	16 3	41 2	15 1	41	18 1	17	3	42	35	4		2	2		4.5 1.8

NOTE: Be sure to check for related offense codes when examining a particular type of crime. They may or may not be in sequential order or even on the same page.

# B2c 2014 Commitments by Minimum Term Distribution — Assaultive Offenses

*Includes Additional Sentence Imposed*

*Page 9 of 9*

B - 41

GRAND TOTALS		
VIOLATIONS		
ATTEMPTS		
Compiled Laws	Offense	Max. Penalty
750.841B	Assault by Strangulation	10 ATTEMPTS
750.85	Torture	LIFE ATTEMPTS
750.86	Assault w/ Intent to Maim	10 ATTEMPTS
750.88	Assault w/ Intent to Rob While Unarmed	15 ATTEMPTS
750.89	Assault w/ Intent to Rob While Armed	LIFE ATTEMPTS
750.90A	Assault - Pregnant Individual, Miscarriage/Stillbirth w/ Intent	LIFE ATTEMPTS
750.90BA	Assault - Pregnant Individual, Miscarriage/Stillbirth	15 ATTEMPTS
750.91	Homicide - Attempted Murder	LIFE ATTEMPTS

TOTAL	.5	1	1.5	2	2.5	3	3.5	4	4.5	5	10	15	20	25	>25	LIFE	AVG
4,188	18	245	539	639	236	314	124	161	90	240	731	286	158	148	135	124	6.7
4,050	15	226	492	602	221	306	119	159	90	240	729	286	158	148	135	124	6.9
138	3	19	47	37	15	8	5	2			2						1.8
44	1	1	7	8	4	8	3	5		3	4						2.9
21		3	6	6	4	1	1										1.8
5											1		1	2	1		23.2
2					1	1											2.8
9		1	2	1	1	1		2			1						2.7
38				1	2		6	3	1	4	12	6	1		2		8.8
1												1					15.0
1											1						7.0
2												1	1				14.0

NOTES: Be sure to check for related offense codes when examining a particular type of crime. They may or may not be in sequential order or even on the same page.

Largest minimum term is reported.

When minimum terms exceed maximum penalties, that may be due to anomalies in criminal justice practices, habitualized offenses, database errors, etc.

Each minimum term category is rounded up from the preceding category (for example, the ten-year category includes all minimums longer than five years up to exactly ten years).

Minimum term averages are based on raw data (with life sentences excluded from the calculations).

Source: Offender Management Network Information (OMNI)

# B3 2014 Commitments by Minimum Term Distribution for Women — All Offenses

*Includes Additional Sentence Imposed*  
Page 1 of 8

B - 42

GRAND TOTALS		
VIOLATIONS		
ATTEMPTS		
Compiled Laws	Offense	Max. Penalty
28.729	Sex Offender - Fail to Register	4
	ATTEMPTS	
257.602A3-A	Police Officer - Flee - 3rd Degree (Vehicle Code)	5
	ATTEMPTS	
257.602A4-A	Police Officer - Flee - 2nd Degree (Vehicle Code)	10
	ATTEMPTS	
257.617	Fail to Stop at Accident - Serious Impairment/Death	5
	ATTEMPTS	
257.6173	Fail to Stop at Accident - At Fault Death Result	15
	ATTEMPTS	
257.6254	Operating Vehicle Intoxicated, Causing Death	15
	ATTEMPTS	
257.6254A	Operating Vehicle Intoxicated, Causing Death	15
	ATTEMPTS	
257.6255-A	Operating Vehicle Intoxicated, Causing Serious Injury	5
	ATTEMPTS	
257.6256D	Operating Vehicle Intoxicated, Contr. Sub. - 3rd Offense	5
	ATTEMPTS	
257.6257A2	Operating Vehicle Intoxicated, w/ Occupant <16 - 2nd+ Offense	5
	ATTEMPTS	
257.6264	Driving - Reckless - Causing Death	15
	ATTEMPTS	
257.9045	Operate - License Susp./Rev./ Denied, Causing Serious Injury	5
	ATTEMPTS	
333.73413	Contr. Sub. - Imitation Mfg/ Distribution	2
	ATTEMPTS	
333.74012A3	Contr. Sub. - Del/Mfg 50 - 449 Grams (Narc. or Cocaine)	20
	ATTEMPTS	
333.74012A4	Contr. Sub. - Del/Mfg Under 50 Grams (Narc. or Cocaine)	20
	ATTEMPTS	
333.74012B-A	Contr. Sub. - Del/Mfg (Sched. 1-3), Except Marijuana	7
	ATTEMPTS	
333.74012B1	Contr. Sub. - Del/Mfg Meth/ Ecstasy	20
	ATTEMPTS	
333.74012C-A	Contr. Sub. - Del/Mfg (Sched. 4)	4
	ATTEMPTS	

TOTAL	.5	1	1.5	2	2.5	3	3.5	4	4.5	5	10	15	20	25	>25	LIFE	AVG
841	12	124	233	198	54	64	13	28	16	26	39	14	5	7	1	7	2.7
815	11	117	224	190	53	64	13	28	16	26	39	14	5	7	1	7	2.7
26	1	7	9	8	1												1.4
1			1														1.3
10		1	3	3	2	1											1.8
2		1		1													1.5
1				1													1.9
2						1					1						4.5
4				1		1		2									3.1
1			1														1.5
4			2	2													1.6
40	1	13	17	7		1		1									1.4
1			1														1.5
4	1		2		1												1.4
1						1											3.0
1			1														1.3
1					1												2.5
1						1											3.0
2		2															.8
28			10	10	3	3	2										2.0
1	1																.5
8		1	5	2													1.4
10			1	2	2	2			1	2							3.0
3			2		1												1.6

NOTE: Be sure to check for related offense codes when examining a particular type of crime. They may or may not be in sequential order or even on the same page.



# B3 2014 Commitments by Minimum Term Distribution for Women — All Offenses

*Includes Additional Sentence Imposed*  
Page 2 of 8

B - 43

Compiled Laws	Offense	Max. Penalty
	GRAND TOTALS	
	VIOLATIONS	
	ATTEMPTS	
333.74012D3	Contr. Sub. - Del/Mfg Marijuana	4 ATTEMPTS
333.7401C2A	Contr. Sub. - Operate/ Maintain Lab	10 ATTEMPTS
333.7401C2B	Contr. Sub. - Operate/Maintain Lab Near Minor	20 ATTEMPTS
333.7401C2C	Contr. Sub. - Operate/Maintain Lab Involving Hazardous Waste	20 ATTEMPTS
333.7401C2F	Contr. Sub. - Operate/Maintain Lab Involving Meth	20 ATTEMPTS
333.74022E	Contr. Sub. - Create/Deliver Analogue	15 ATTEMPTS
333.74032A3	Contr. Sub. - Possess 50 - 449 Grams (Narcotic)	20 ATTEMPTS
333.74032A5	Contr. Sub. - Possess <25 Grams (Narcotic)	4 ATTEMPTS
333.74032B-A	Contr. Sub. - Possess Analogues/Sched. 1-4	2 ATTEMPTS
333.74032B1	Contr. Sub. - Possess Methamphetamine	10 ATTEMPTS
333.7405D	Contr. Sub. - Maintain Drug House	2 ATTEMPTS
333.74071C	Contr. Sub. - Obtain by Fraud	4 ATTEMPTS
333.74102-A	Contr. Sub. - Deliver <50 Grams, School Prop. (Narc/Cocaine)	60 ATTEMPTS
333.74104-A	Contr. Sub. - Possess on School/ Library Prop. (Narc./Coc.) <25 Gr	8 ATTEMPTS
400.602-B	Fraud - Welfare, Failure to Inform, Over \$500	4 ATTEMPTS
445.65	Identity Theft	5 ATTEMPTS
445.65A	Identity Theft - Second Offense	10 ATTEMPTS
445.67	Identity Theft - Obtain/Possess/ Transfer ID w/ Intent	5 ATTEMPTS

TOTAL	.5	1	1.5	2	2.5	3	3.5	4	4.5	5	10	15	20	25	>25	LIFE	AVG
841	12	124	233	198	54	64	13	28	16	26	39	14	5	7	1	7	2.7
815	11	117	224	190	53	64	13	28	16	26	39	14	5	7	1	7	2.7
26	1	7	9	8	1												1.4
1			1														1.4
3			2	1													1.6
4				1		2			1								2.9
1										1							5.0
30		2	3	4	4	10			2		5						3.1
1				1													2.0
1				1													1.9
1		1															1.0
38		7	22	8	1												1.4
2		1	1														1.2
3		1		1	1												1.7
10		3	6	1													1.3
2				2													2.0
2			1			1											2.2
6			4	2													1.6
2				2													2.0
1						1											2.8
1			1														1.1
14	1	3	6	3		1											1.4
2				1		1											2.3
3		2		1													1.3

NOTE: Be sure to check for related offense codes when examining a particular type of crime. They may or may not be in sequential order or even on the same page.

# B3 2014 Commitments by Minimum Term Distribution for Women — All Offenses

*Includes Additional Sentence Imposed*  
*Page 3 of 8*

B - 44

GRAND TOTALS			TOTAL	.5	1	1.5	2	2.5	3	3.5	4	4.5	5	10	15	20	25	>25	LIFE	AVG
VIOLATIONS			841	12	124	233	198	54	64	13	28	16	26	39	14	5	7	1	7	2.7
ATTEMPTS			815	11	117	224	190	53	64	13	28	16	26	39	14	5	7	1	7	2.7
Max. Penalty			26	1	7	9	8	1												1.4
Compiled Laws	Offense																			
500.45111	Insurance - Fraudulent Acts	4	1		1															1.0
	ATTEMPTS																			
750.110	Breaking & Entering - Bldg. w/ Intent	15	5		1	3	1													1.4
	ATTEMPTS																			
750.110A2	Home Invasion - 1st Degree	20	17				3		3	1	4		2	4						4.3
	ATTEMPTS		1					1												2.3
750.110A3	Home Invasion - 2nd Degree	15	38		4	5	13	3	4	2	6		1							2.3
	ATTEMPTS		4		1	1	2													1.6
750.110A4	Home Invasion - 3rd Degree	5	11		1	6	3	1												1.5
	ATTEMPTS																			
750.111	Breaking & Entering - Entry w/o Breaking, w/ Intent	5	1		1															1.0
	ATTEMPTS																			
750.1227A	Witness - Bribe/Intimidate/Interfere	4	1				1													2.0
	ATTEMPTS																			
750.1227B	Witness - Bribe/Intimidate/Interfere	10	1			1														1.3
	ATTEMPTS																			
750.131A1	Check - No Account	2	2		1	1														1.2
	ATTEMPTS																			
750.136B2	Child Abuse - 1st Degree	15	4									1		2			1			11.3
	ATTEMPTS																			
750.136B3	Child Abuse - 2nd Degree	4	5			1	2		1				1							2.6
	ATTEMPTS																			
750.136B4	Child Abuse - 3rd Degree	2	2			2														1.3
	ATTEMPTS																			
750.145C2	Child Sexually Abusive Activity	20	4								1	1	1	1						4.8
	ATTEMPTS																			
750.145N1	Vulnerable Adult Abuse - 1st Degree	15	1						1											3.0
	ATTEMPTS																			
750.157B2	Homicide - Solicitation of Murder	LIFE	3											3						6.7
	ATTEMPTS																			
750.157N1	Financial Transaction Device - Steal/Retain w/o Consent	4	15		5	6	1		2		1									1.7
	ATTEMPTS																			
750.157P	Financial Transaction Device - Possess w/ Intent to Use/Sell	4	1			1														1.2
	ATTEMPTS																			
750.157Q	Financial Transaction Device - Illegal Sale/Use	4	2		1		1													1.5
	ATTEMPTS																			

NOTE: Be sure to check for related offense codes when examining a particular type of crime. They may or may not be in sequential order or even on the same page.

# B3 2014 Commitments by Minimum Term Distribution for Women — All Offenses

*Includes Additional Sentence Imposed*  
Page 4 of 8

B - 45

Compiled Laws	Offense	Max. Penalty
	GRAND TOTALS	
	VIOLATIONS	
	ATTEMPTS	
750.15911	Criminal Enterprise - Conduct	20
	ATTEMPTS	
750.15912	Criminal Enterprise - Acquire/Maintain	20
	ATTEMPTS	
750.165	Child Support - Fail to Pay	4
	ATTEMPTS	
750.1744A	Embezzle - Agent or Trustee, \$1K - <\$20K	5
	ATTEMPTS	
750.1745A	Embezzle - Agent or Trustee, \$20K - <\$50K	10
	ATTEMPTS	
750.1746	Embezzle - \$50K - <\$100K	15
	ATTEMPTS	
750.1747	Embezzlement - \$100K or More	15
	ATTEMPTS	
750.174A4A	Embezzlement - From Vulnerable Adult, \$1K - <\$20K	5
	ATTEMPTS	
750.174A6A	Embezzlement - From Vulnerable Adult, \$50K - <\$100K	15
	ATTEMPTS	
750.1952	Escape - From Felony Jail Sentence	4
	ATTEMPTS	
750.197C-A	Assault of Prison Employee	4
	ATTEMPTS	
750.199A	Bond - Abscond or Forfeit	4
	ATTEMPTS	
750.2184A	False Pretenses - \$1K - <\$20K	5
	ATTEMPTS	
750.2185A	False Pretenses - \$20K or More	10
	ATTEMPTS	
750.224F	Weapons - Firearms, Possession by Felon	5
	ATTEMPTS	
750.227	Weapons - Carry Concealed	5
	ATTEMPTS	
750.227B-A	Weapons - Felony Firearm	2
	ATTEMPTS	
750.248	Forgery	14
	ATTEMPTS	

TOTAL	.5	1	1.5	2	2.5	3	3.5	4	4.5	5	10	15	20	25	>25	LIFE	AVG
841	12	124	233	198	54	64	13	28	16	26	39	14	5	7	1	7	2.7
815	11	117	224	190	53	64	13	28	16	26	39	14	5	7	1	7	2.7
26	1	7	9	8	1												1.4
4					2	1						1					4.9
1											1						7.0
1		1															1.0
5	1		2		1	1											1.6
1				1													1.7
2			1	1													1.5
2		1		1													1.5
4						3				1							3.5
3				2	1												2.1
1				1													1.6
2			2														1.1
3		2	1														1.1
3			3														1.4
3		1		1	1												1.8
2				2													1.8
4	1	1	1		1												1.3
2		1		1													1.5
18				18													2.0
7		2	2	2	1												1.6
1			1														1.5

NOTE: Be sure to check for related offense codes when examining a particular type of crime. They may or may not be in sequential order or even on the same page.

# B3 2014 Commitments by Minimum Term Distribution for Women — All Offenses

*Includes Additional Sentence Imposed*  
Page 5 of 8

B - 46

Compiled Laws	Offense	Max. Penalty
	GRAND TOTALS	
	VIOLATIONS	
	ATTEMPTS	
750.249	Utter & Publish	14
	ATTEMPTS	
750.251	Forge Bank Bills/Promissory Notes	7
	ATTEMPTS	
750.253	Utter & Publish - Counterfeit Bills/Notes	5
	ATTEMPTS	
750.316-A	Homicide - Murder 1st Degree, Premeditated	LIFE
	ATTEMPTS	
750.316-B	Homicide - Felony Murder	LIFE
	ATTEMPTS	
750.316-C	Homicide - Open Murder, Statutory Short Form	LIFE
	ATTEMPTS	
750.317	Homicide - Murder 2nd Degree	LIFE
	ATTEMPTS	
750.317A	Deliver Controlled Substance Cause Death	LIFE
	ATTEMPTS	
750.321	Homicide - Manslaughter	15
	ATTEMPTS	
750.321-A	Homicide - Manslaughter, Statutory Short Form	15
	ATTEMPTS	
750.321-C	Homicide - Manslaughter, Involuntary	15
	ATTEMPTS	
750.321-E	Homicide - Manslaughter w/ Motor Vehicle	15
	ATTEMPTS	
750.329	Homicide - Manslaughter, Death w/ Weapon, Aim w/o Malice	15
	ATTEMPTS	
750.349B	Unlawful Imprisonment	15
	ATTEMPTS	
750.3563A	Larceny - \$1K - <\$20K	5
	ATTEMPTS	
750.356A1	Larceny - From Motor Vehicle	5
	ATTEMPTS	
750.356A2C1	Breaking & Entering - Vehicle/Semi-Trailer/House Trailer, \$1K - <\$20K	5
	ATTEMPTS	
750.356A2C2	Breaking & Entering - Vehicle/Semi-Trailer/House Trailer, \$200-<\$1K - 2nd+Ofns	5
	ATTEMPTS	

TOTAL	.5	1	1.5	2	2.5	3	3.5	4	4.5	5	10	15	20	25	>25	LIFE	AVG
841	12	124	233	198	54	64	13	28	16	26	39	14	5	7	1	7	2.7
815	11	117	224	190	53	64	13	28	16	26	39	14	5	7	1	7	2.7
26	1	7	9	8	1												1.4
23	1	7	4	9	1		1										1.5
4			3	1													1.6
1							1										3.2
1				1													1.8
2																2	
3																3	
2																2	
16											2	4	4	6			18.3
1		1															1.0
4							1			2	1						5.0
8						1	1	2	1		3						5.3
9		1	1	1				1	1	3	1						3.7
1				1													2.0
3									1	1	1						5.0
1						1											2.7
5					1			1	1	1	1						4.2
5	2		1	2													1.2
1			1														1.2
1			1														1.0
1		1															1.0

NOTE: Be sure to check for related offense codes when examining a particular type of crime. They may or may not be in sequential order or even on the same page.

# B3 2014 Commitments by Minimum Term Distribution for Women — All Offenses

*Includes Additional Sentence Imposed*  
*Page 6 of 8*

B - 47

Compiled Laws	Offense	Max. Penalty
	GRAND TOTALS	
	VIOLATIONS	
	ATTEMPTS	
750.356C	Retail Fraud - 1st Degree	5 ATTEMPTS
750.357	Larceny from Person	10 ATTEMPTS
750.360	Larceny in Building	4 ATTEMPTS
750.3623A	Larceny by Conversion, \$1K - <\$20K	5 ATTEMPTS
750.377A1B1	Malicious Destruction Pers. Prop., \$1K - <\$20K	5 ATTEMPTS
750.377A1B2	Malicious Destruction Pers. Prop., \$200 - <\$1K - 2nd+ Offense	5 ATTEMPTS
750.377B	Malicious Destruction Fire/Police Property	4 ATTEMPTS
750.3803A	Malicious Destruction of Bldg., \$1K - <\$20K	5 ATTEMPTS
750.411A1B	False Report of Felony	4 ATTEMPTS
750.411I	Stalking - Aggravated	5 ATTEMPTS
750.413	Motor Vehicle - Unlawful Drive Away	5 ATTEMPTS
750.414	Motor Vehicle - Unlawful Use	2 ATTEMPTS
750.422-B	Perjury - Court Proceeding	15 ATTEMPTS
750.451-D	Prostitution - 3rd+ Offense	2 ATTEMPTS
750.483A6B	Tamper w/ Evidence - Criminal Case Max >10 yr Term	10 ATTEMPTS
750.505-A	Obstruction of Justice	5 ATTEMPTS
750.505-B	Accessory After the Fact to Felony	5 ATTEMPTS
750.520B	CSC - 1st Degree - Multiple Variables	LIFE ATTEMPTS

TOTAL	.5	1	1.5	2	2.5	3	3.5	4	4.5	5	10	15	20	25	>25	LIFE	AVG
841	12	124	233	198	54	64	13	28	16	26	39	14	5	7	1	7	2.7
815	11	117	224	190	53	64	13	28	16	26	39	14	5	7	1	7	2.7
26	1	7	9	8	1												1.4
86	2	21	30	19	6	6	1	1									1.6
10		2	2	5		1											1.7
25		2	11	9	3												1.6
2		1	1														1.0
1			1														1.5
1					1												2.3
1		1															.8
2			1	1													1.7
1			1														1.2
2		1	1														1.0
1		1															1.0
6		2	1	2	1												1.5
4			3	1													1.4
1		1															.7
3		1	2														1.1
2			1			1											2.3
1			1														1.5
1			1														1.5
1															1		30.0

NOTE: Be sure to check for related offense codes when examining a particular type of crime. They may or may not be in sequential order or even on the same page.

# B3 2014 Commitments by Minimum Term Distribution for Women — All Offenses

*Includes Additional Sentence Imposed*  
Page 7 of 8

B - 48

Compiled Laws	Offense	Max. Penalty
	GRAND TOTALS	
	VIOLATIONS	
	ATTEMPTS	
750.520B1A	CSC - 1st Degree - Person Under 13	LIFE ATTEMPTS
750.520B2B	CSC - 1st Degree - Person <13, Defendant 17+ yrs.	LIFE ATTEMPTS
750.520D	CSC - 3rd Degree - Multiple Variables	15 ATTEMPTS
750.520D1A	CSC - 3rd Degree - Person 13-15	15 ATTEMPTS
750.520D1E	CSC - 3rd Degree - Student	15 ATTEMPTS
750.520E1A	CSC - 4th Degree - Force/Coercion	2 ATTEMPTS
750.529	Robbery - Armed	LIFE ATTEMPTS
750.529A	Carjacking	LIFE ATTEMPTS
750.530	Robbery - Unarmed	15 ATTEMPTS
750.531-A	Bank Robbery	LIFE ATTEMPTS
750.5353A	Stolen Prop. - Receive & Conceal, \$1K - <\$20K	5 ATTEMPTS
750.5357	Stolen Prop. - Receive & Conceal, Motor Vehicle	5 ATTEMPTS
750.535B	Weapons - Firearms, Receive & Conceal	10 ATTEMPTS
750.72-A	Arson - Dwelling House	20 ATTEMPTS
750.731	Arson - Second Degree	20 ATTEMPTS
750.74	Arson - Personal Property, Over \$50	4 ATTEMPTS
750.761A	Arson of an Insured Dwelling	LIFE ATTEMPTS
750.761B	Arson of Insured Real Property	20 ATTEMPTS

TOTAL	.5	1	1.5	2	2.5	3	3.5	4	4.5	5	10	15	20	25	>25	LIFE	AVG
841	12	124	233	198	54	64	13	28	16	26	39	14	5	7	1	7	2.7
815	11	117	224	190	53	64	13	28	16	26	39	14	5	7	1	7	2.7
26	1	7	9	8	1												1.4
1													1				18.8
1												1					15.0
1				1													1.8
4				2				1			1						3.8
1						1											3.0
1		1															1.0
32		1	1	1	4	2	3	1	3	5	7	4					5.6
1			1														1.3
3										1		2					10.3
25		1	4	5	6	5		2	1	1							2.5
2									1		1						5.6
1		1															1.0
8		3	3	2													1.3
5		2	1	2													1.4
1				1													1.9
2				2													1.9
1											1						5.8
1				1													1.7
1									1								4.3
1			1														1.5

NOTE: Be sure to check for related offense codes when examining a particular type of crime. They may or may not be in sequential order or even on the same page.

# B3 2014 Commitments by Minimum Term Distribution for Women – All Offenses

*Includes Additional Sentence Imposed*  
*Page 8 of 8*

B - 49

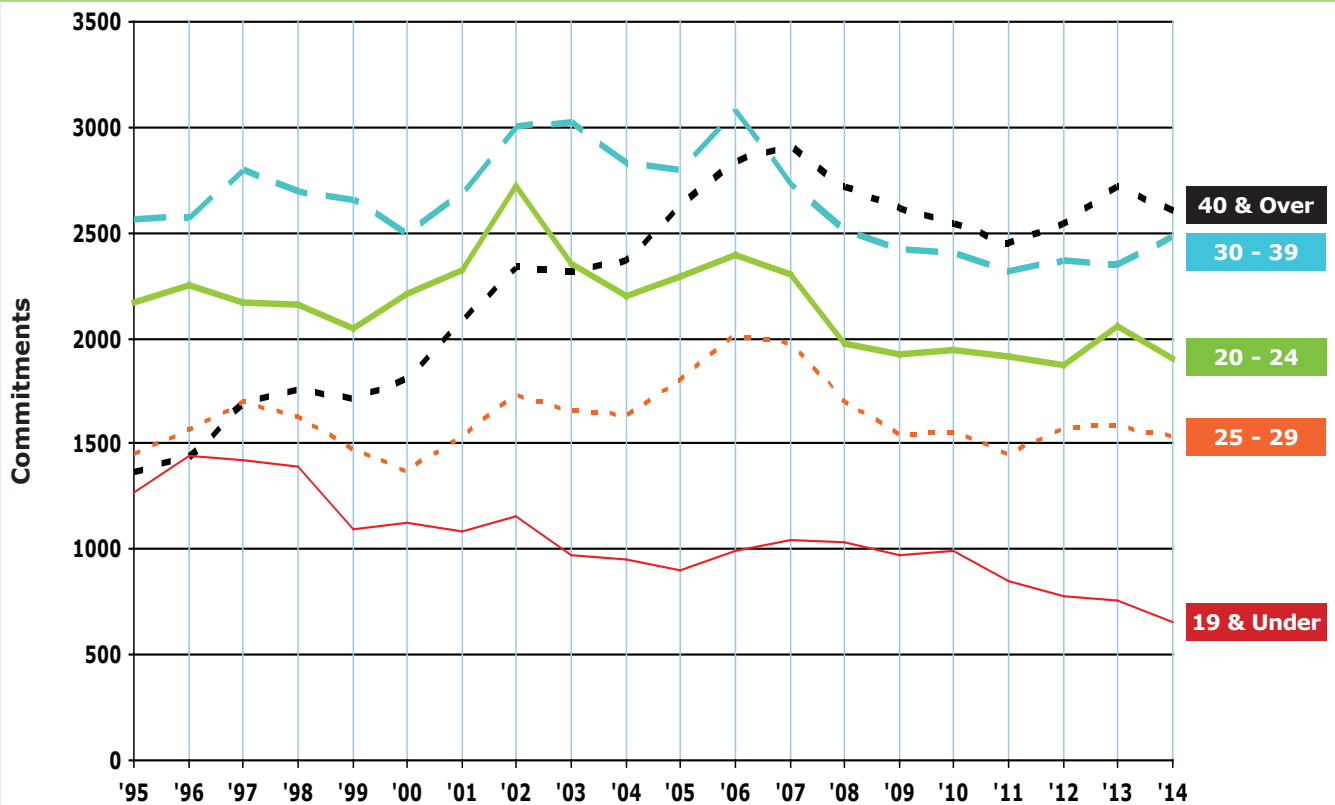
			TOTAL	.5	1	1.5	2	2.5	3	3.5	4	4.5	5	10	15	20	25	>25	LIFE	AVG
GRAND TOTALS			841	12	124	233	198	54	64	13	28	16	26	39	14	5	7	1	7	2.7
VIOLATIONS			815	11	117	224	190	53	64	13	28	16	26	39	14	5	7	1	7	2.7
ATTEMPTS			26	1	7	9	8	1												1.4
Compiled Laws	Offense	Max. Penalty																		
750.771C1	Arson - Preparation to Burn Property, \$1K - <\$20K	5 ATTEMPTS	1			1														1.3
750.814	Domestic Violence - 3rd Offense	2 ATTEMPTS	6			3	3													1.6
750.81D1	Police Officer - Assault/Resist/Obstruct	2 ATTEMPTS	4			3					1									1.9
750.81D2	Police Officer - Assault/Resist/Obstruct, Causing Injury	4 ATTEMPTS	1		1															1.0
750.82	Felonious Assault	4 ATTEMPTS	8		1	4	2	1												1.6
750.83	Assault w/ Intent to Murder	LIFE ATTEMPTS	4										1	1	2					10.5
750.84	Assault w/ Intent to do Great Bodily Harm Less Than Murder	10 ATTEMPTS	17		1	3	4	2	3		2		1	1						2.6
750.88	Assault w/ Intent to Rob While Unarmed	15 ATTEMPTS	3		1	1					1									2.2
750.89	Assault w/ Intent to Rob While Armed	LIFE ATTEMPTS	2										1	1						7.5
752.1084	Organized Retail Crime	5 ATTEMPTS	5		2	2	1													1.4
752.7973D	Computers - Use to Commit Crime Max 4 yrs - <10 yrs	7 ATTEMPTS	2				2													1.8
767A.91B	Prosecutor's Investigative Subpoena - Perjury	LIFE ATTEMPTS	1				1													1.7
771.3F	Tampering with Electronic Monitoring Device	2 ATTEMPTS	4	1	2	1														.9
801.2622	Jails - Prisoner Possess Weapon	5 ATTEMPTS	1			1														1.5
801.2631	Jails - Furnish Contraband to Prisoner	5 ATTEMPTS	2			1	1													1.4
801.2632	Jails - Prisoner Possessing Contraband	5 ATTEMPTS	2		1	1														1.2

NOTES: Be sure to check for related offense codes when examining a particular type of crime. They may or may not be in sequential order or even on the same page.  
Largest minimum term is reported.  
When minimum terms exceed maximum penalties, that may be due to anomalies in criminal justice practices, habitualized offenses, database errors, etc.  
Each minimum term category is rounded up from the preceding category (for example, the ten-year category includes all minimums longer than five years up to exactly ten years).  
Minimum term averages are based on raw data (with life sentences excluded from the calculations).

Source: Offender Management Network Information (OMNI)

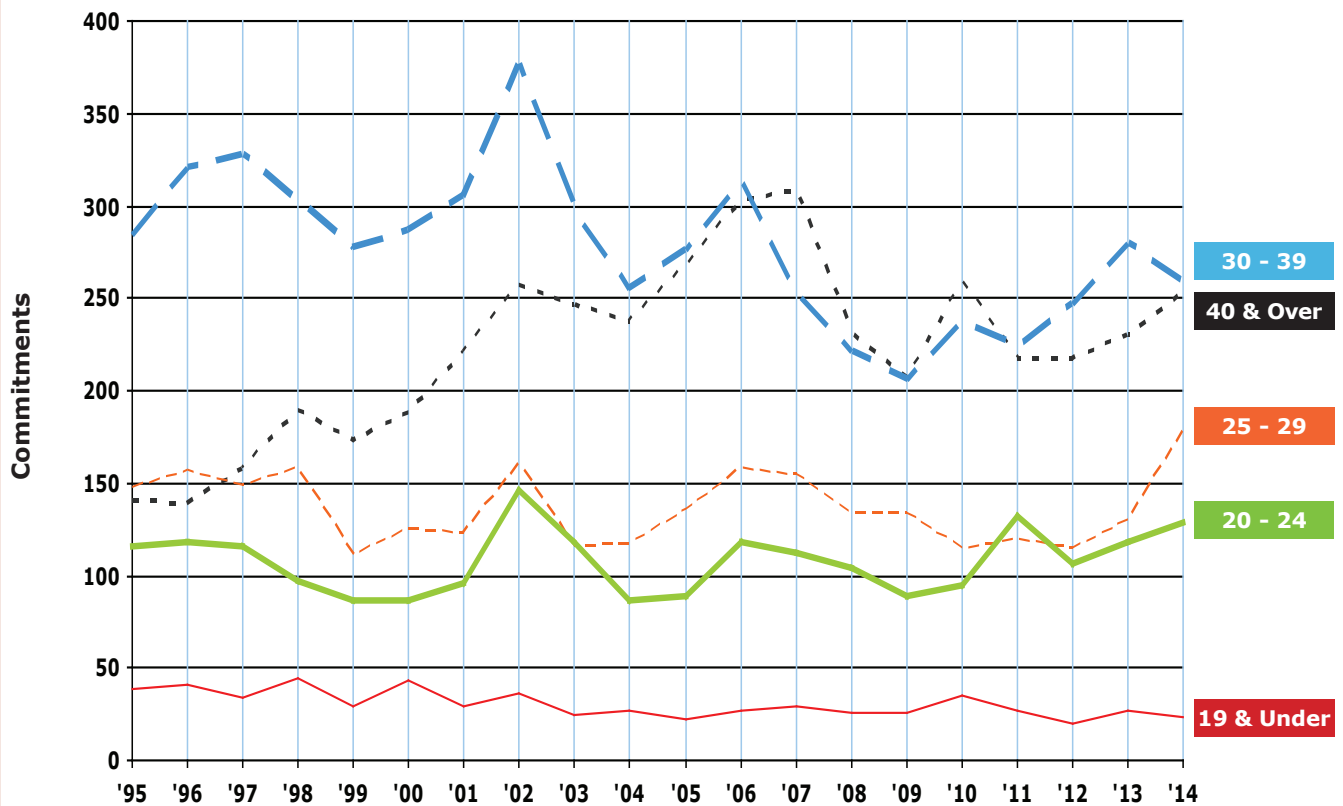
## B4a Commitments by Age for Men, 1995 - 2014

*Includes Additional Sentence Imposed*



## Commitments by Age for Women, 1995 - 2014

*Includes Additional Sentence Imposed*



Source: Offender Management Network Information (OMNI)



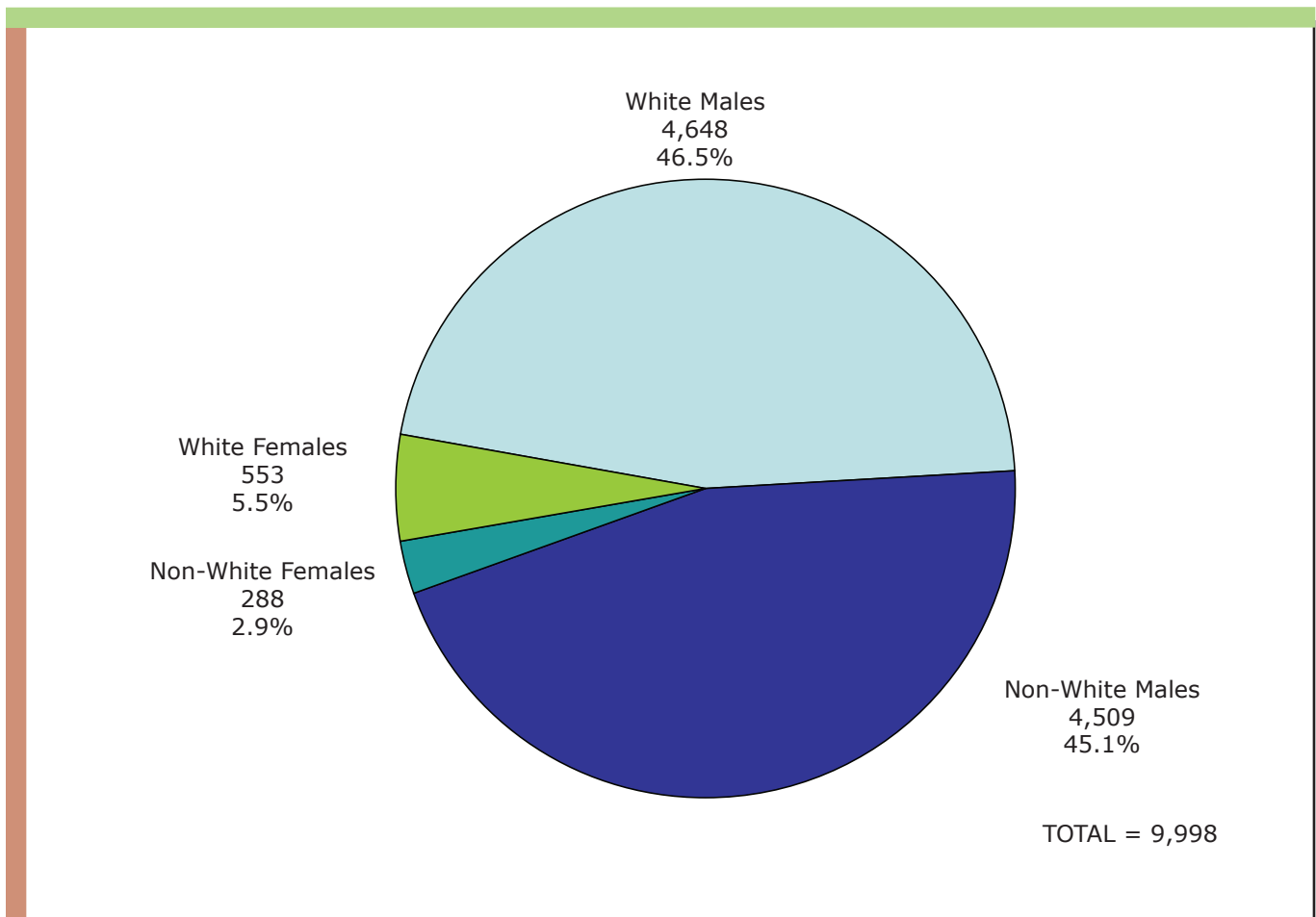
## B4b 2014 Commitments by Age, Race and Gender

*Includes Additional Sentence Imposed*

AGE GROUP	TOTAL COMMITMENTS	MALE COMMITMENTS			FEMALE COMMITMENTS		
		Total Male	White	Non-White	Total Female	White	Non-White
19 and Under	674	651	210	441	23	10	13
20 - 24	2,029	1,900	715	1,185	129	70	59
25 - 29	1,709	1,531	817	714	178	127	51
30 - 39	2,738	2,480	1,436	1,044	258	188	70
40 and Over	2,848	2,595	1,470	1,125	253	158	95
Totals	9,998	9,157	4,648	4,509	841	553	288

## B5\* 2014 Commitments by Race and Gender

*Includes Additional Sentence Imposed*

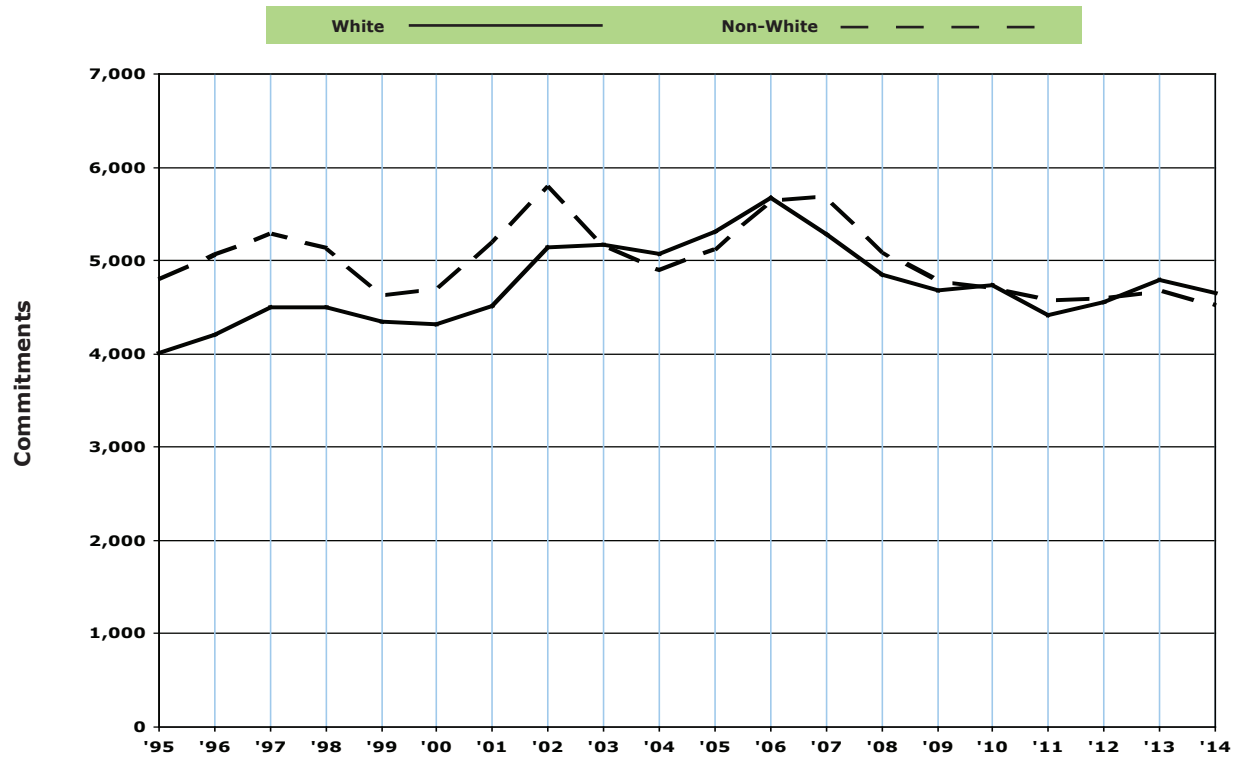


\* Formerly B5b (2008).

Source: Offender Management Network Information (OMNI)

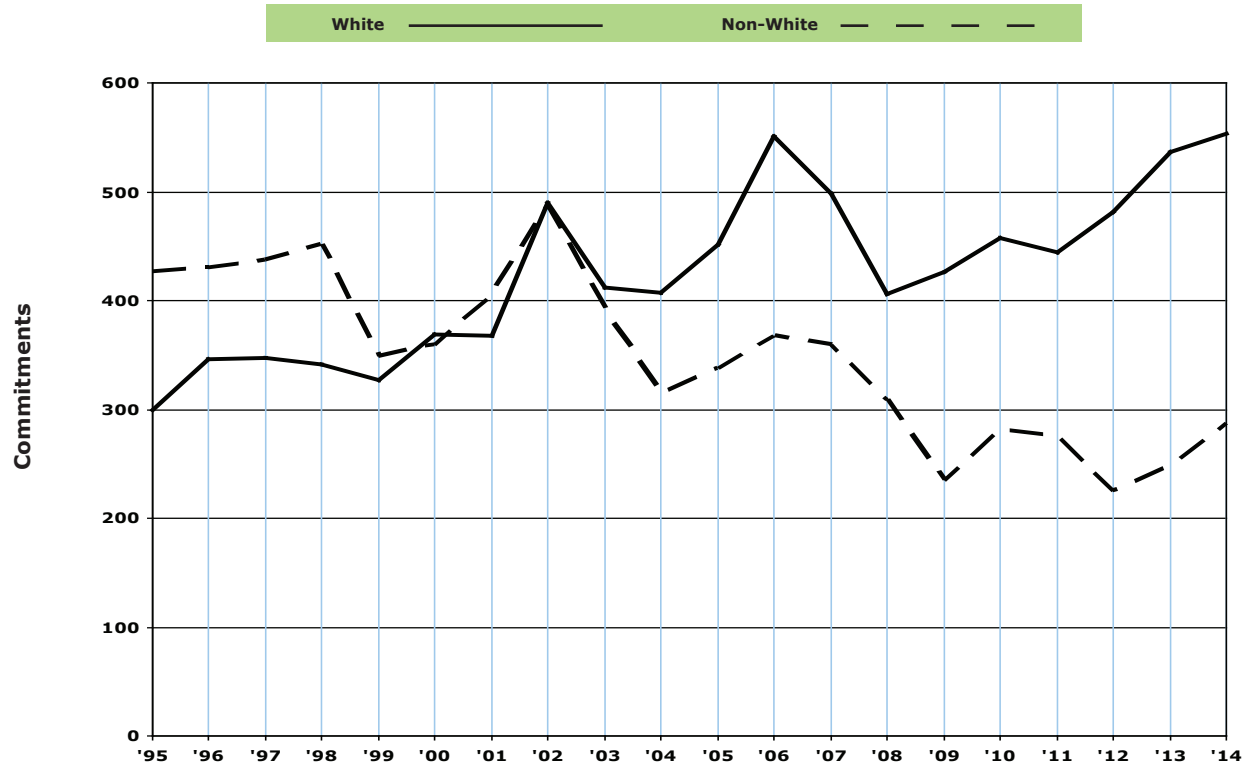
## B5a Commitments by Race for Men, 1995 - 2014

*Includes Additional Sentence Imposed*



## Commitments by Race for Women, 1995 - 2014

*Includes Additional Sentence Imposed*



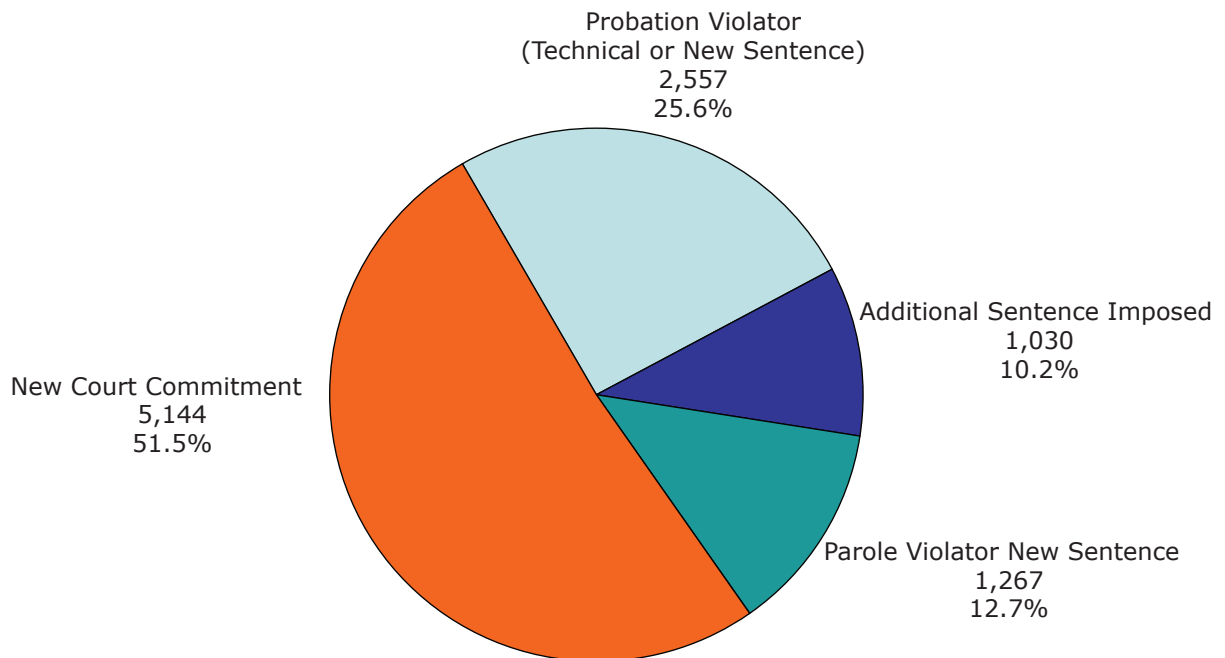
Source: Offender Management Network Information (OMNI)

# B6

## Commitments by Type

*Includes Additional Sentence Imposed*

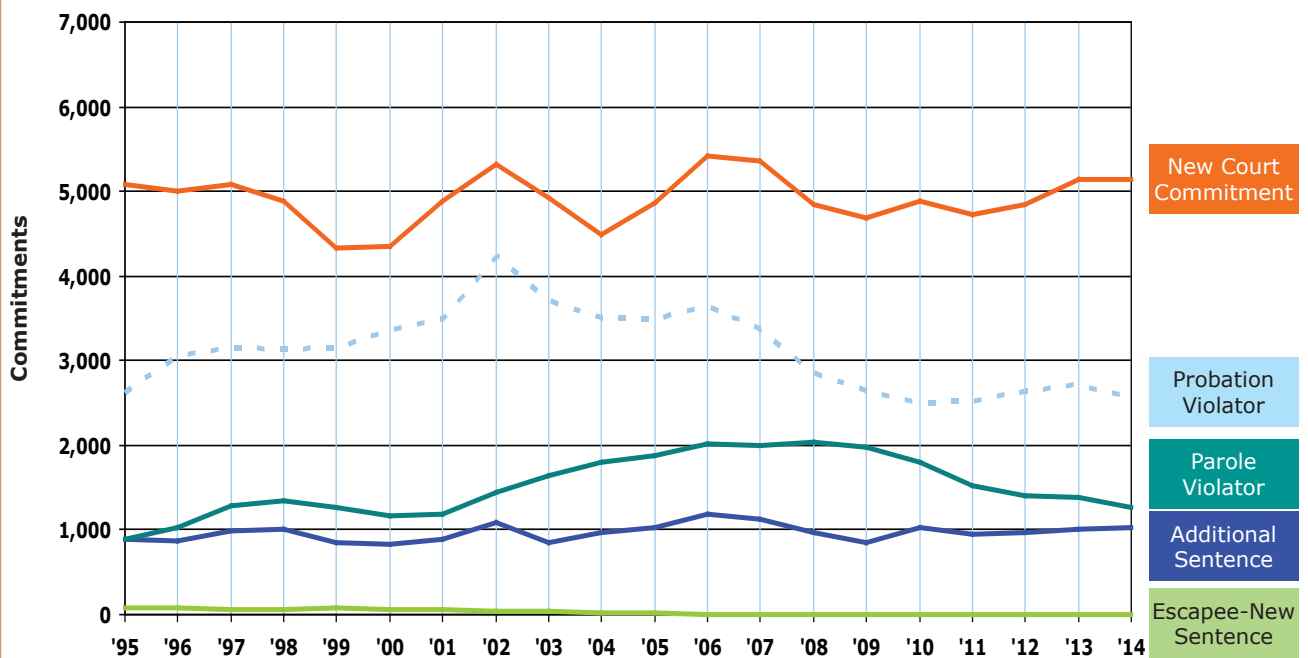
**2014**



TOTAL = 9,998\*

\* There were 0 escapee returned with a new sentence during 2014.

**1995 - 2014**



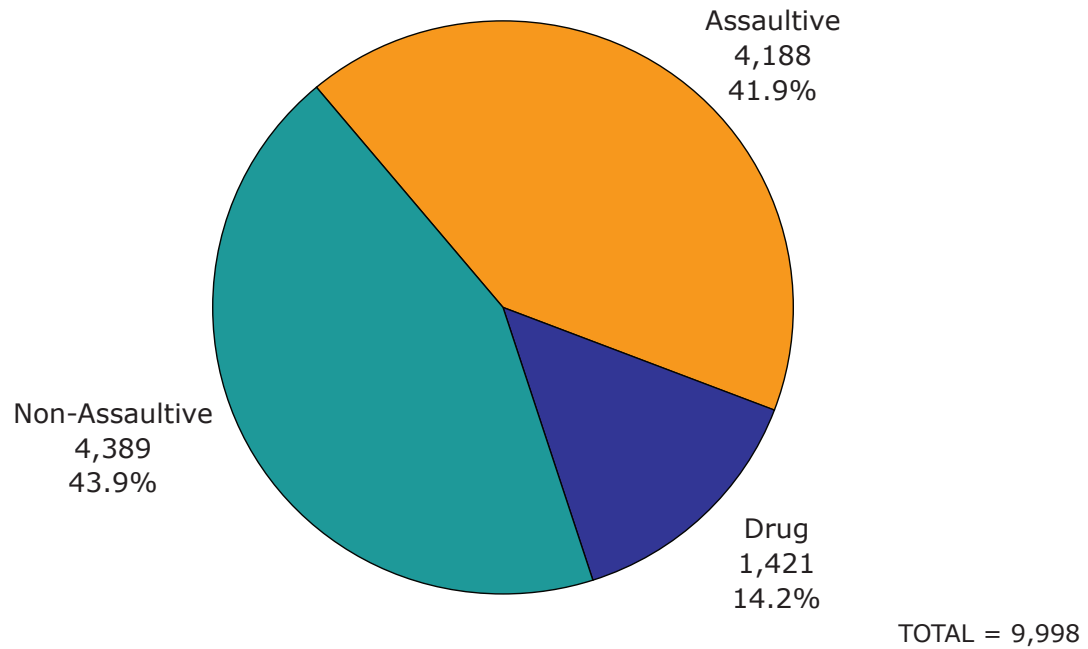
Source: Offender Management Network Information (OMNI)

# B7

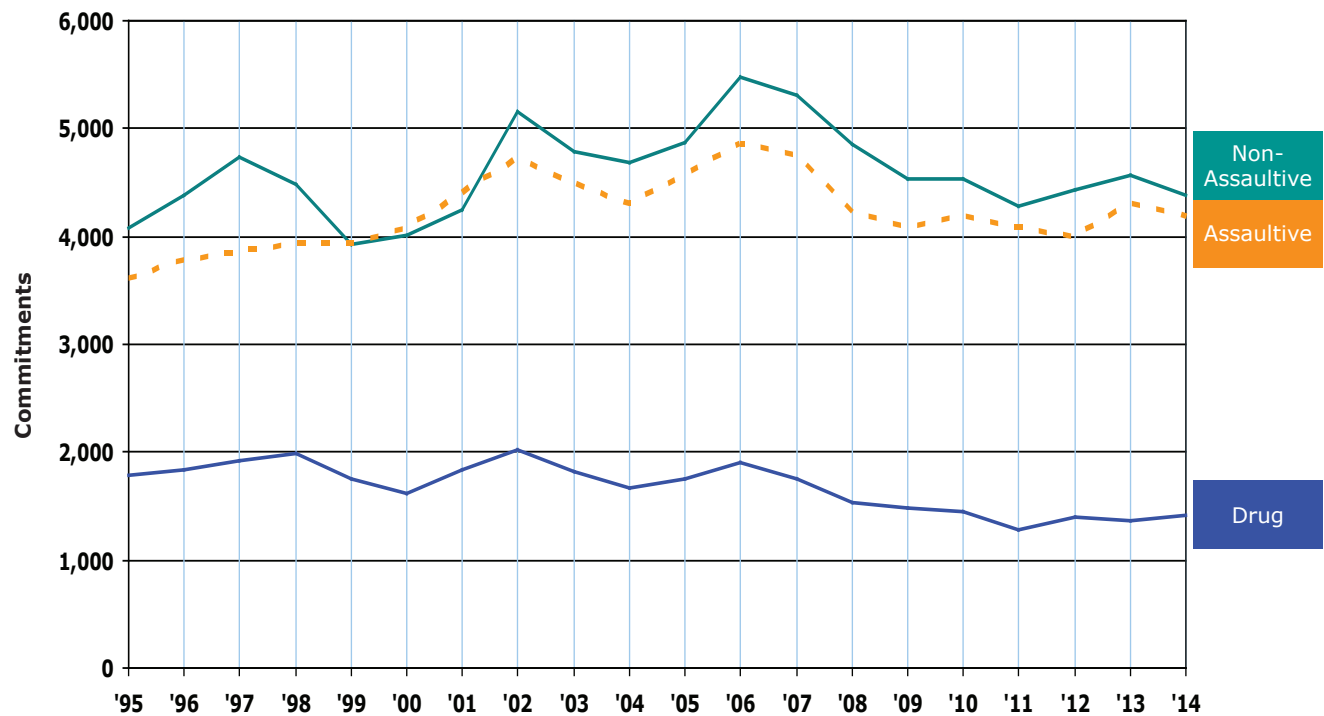
## Commitments by Major Crime Types

*Includes Additional Sentence Imposed*

**2014**



**1995 - 2014**



Source: Offender Management Network Information (OMNI)

---

# Prisoner Population



This section presents descriptions of Michigan's Correctional facilities, and statistics regarding the characteristics of the prisoner population.

The **Map** on page C-2 shows the location of each Michigan prison, as well as a geographic breakdown of the Correctional Facilities Administration (CFA) regions. The map is followed by a description of each facility starting on page C-3.

**Chart C** shows a breakdown of the net operating capacity of the institutions by security level.

**Table Ca** shows the end-of-year institution population from 2000 through 2014.

**Table Cb** and **Cc** shows total prisoner population, prison commitments and Michigan census data from 1954 through 2014.

Beginning with **Table C1**, the total prisoner population is broken down by offense and minimum sentence. The total population includes prisoners housed in institutions, the SAI Prison program and the Intensive Reentry Program. **Tables C1a** through **C1c** reflect this information according to major crime categories (i.e., non-assaultive, drug and assaultive).

**Table C2** reflects this same information for female prisoners, for all offenses.

The offenses in **Tables C1** and **C2** are sorted by Michigan Compiled Law (MCL) numbers and Prosecuting Attorney's Coordinating Council (PACC) codes (the sort order used since 1999). Since this sort order keeps

sequential codes together, similar crimes that have identical maximum penalties are not consolidated. This level of detail provides much richer information, but the reader must be careful to watch for related codes when attempting to examine the prison population frequency and minimum term distribution for a particular type of crime. For example, several separate offense codes now appear for the crime of first degree criminal sexual conduct (750.520B--) because each code represents a specific characteristic of the offense.

**Tables C3** through **C3b** summarize the 2014 total prisoner population broken down by age, race and location.

The movement of prisoners into and out of the institution population during 2014 is summarized in **Table C4**. To demonstrate the effect of prisoner movement on the size of the institutional population, the table reports only the movements onto and off of the institution count. In other words, the table ignores movement types that do not affect the total count (e.g., movements *between* institutions).

**Table C5** shows the number of escapes from secure DOC custody from 2007 through 2014.

# Michigan Department of Corrections Correctional Facilities Map

*As of December 31, 2014*



## ● Correctional Facilities

1. Ojibway Correctional Facility
2. Baraga Correctional Facility
3. Marquette Branch Prison\*
4. Alger Correctional Facility
5. Newberry Correctional Facility
6. Chippewa Correctional Facility
6. Kinross Correctional Facility
7. Pugsley Correctional Facility
8. Oaks Correctional Facility
9. Earnest C. Brooks Correctional Facility
9. West Shoreline Correctional Facility
9. Muskegon Correctional Facility
10. Central Michigan Correctional Facility
10. St. Louis Correctional Facility
11. Saginaw Correctional Facility
12. Carson City Correctional Facility
13. Richard A. Handlon Correctional Facility
13. Ionia Correctional Facility
13. Michigan Reformatory
13. Bellamy Creek Correctional Facility
14. Thumb Correctional Facility
15. Macomb Correctional Facility
16. Woodland Center Correctional Facility
17. G. Robert Cotton Correctional Facility
17. Charles E. Egeler Reception Guidance Center\*
17. Parnall Correctional Facility
17. Cooper Street Correctional Facility
18. Special Alternative Incarceration Facility
19. Women's Huron Valley Correctional Facility\*
20. Lakeland Correctional Facility
21. Gus Harrison Correctional Facility
22. Detroit Detention Center
22. Detroit Reentry Center

\* Includes reception centers

# ***Michigan Department of Corrections Facilities***

*December 31, 2014*

- **Alger Correctional Facility (LMF)**
- **Baraga Correctional Facility (AMF)**
- **Bellamy Creek Correctional Facility (IBC)**
- **Brooks, Earnest C. Correctional Facility (LRF)**  
*Includes information for the West Shoreline Correctional Facility (MTF).*
- **Carson City Correctional Facility (DRF)**
- **Central Michigan Correctional Facility (STF)**
- **Chippewa Correctional Facility (URF)**
- **Cooper Street Correctional Facility (JCS)**  
*Includes information for the Special Alternative Incarceration Facility (SAI).*
- **Cotton, G. Robert Correctional Facility (JCF)**
- **Detroit Detention Center (DDC)**
- **Detroit Reentry Center (DRC)**
- **Egeler, Charles E. Reception And Guidance Center (RGC)**
- **Handlon, Richard A. Correctional Facility (MTU)**
- **Harrison, Gus Correctional Facility (ARF)**
- **Ionia Correctional Facility (ICF)**
- **Kinross Correctional Facility (KCF)**
- **Lakeland Correctional Facility (LCF)**
- **Macomb Correctional Facility (MRF)**
- **Marquette Branch Prison (MBP)**
- **Michigan Reformatory (RMI)**
- **Muskegon Correctional Facility (MCF)**
- **Newberry Correctional Facility (NCF)**
- **Oaks Correctional Facility (ECF)**
- **Ojibway Correctional Facility (OCF)**
- **Parnall Correctional Facility (SMT)**
- **Pugsley Correctional Facility (MPF)**
- **Saginaw Correctional Facility (SRF)**
- **Special Alternative Incarceration Facility (SAI)**  
*Information regarding this facility can be found under the Cooper Street Correctional Facility (JCS).*
- **St. Louis Correctional Facility (SLF)**
- **Thumb Correctional Facility (TCF)**
- **West Shoreline Correctional Facility (MTF)**  
*Information regarding this facility is listed under Brooks, Earnest C. Correctional Facility (LRF).*
- **Women's Huron Valley Correctional Facility (WHV)**  
*Includes information for the Women's Special Alternative Incarceration.*
- **Woodland Center Correctional Facility (WCC)**

# 2014 Facility Descriptions

## **Alger Correctional Facility (LMF)**

Warden Catherine S. Bauman  
Deputy Warden Anthony Immel  
Deputy Warden Scott Sprader  
N6141 Industrial Park Drive  
Munising, MI 49862  
(906) 387-5000; FAX (906) 387-5019

Opened: August 1990  
Total Capacity: 896  
Net Operating Capacity: 887  
Age Limits: Males, 17 and older  
Security Level: II and IV

Appropriation for FY 2014: \$31,097,300  
Appropriated per diem for prisoner care and custody: \$95.84

## **Baraga Correctional Facility (AMF)**

Warden Thomas P. Mackie  
Deputy Warden Kenneth Tribbley  
Deputy Warden Daniel LeSatz  
13924 Wadaga Road  
Baraga, MI 49908-9204  
(906) 353-7070; FAX (906) 353-8759

Opened: June 1993  
Total Capacity: 896  
Net Operating Capacity: 882  
Age Limits: Males, 17 and older  
Security Level: I and V

Appropriation for FY 2014: \$34,144,400  
Appropriated per diem for prisoner care and custody: \$105.82

## **Bellamy Creek Correctional Facility (IBC)**

Warden Ken McKee  
Deputy Warden Patrick 'Tony' Trierweiler  
Deputy Warden Matthew Macauley  
1727 W. Bluewater Hwy.  
Ionia, MI 48846  
(616) 527-2510; FAX (616) 527-7089

Opened: December 2001  
Total Capacity: 1,888  
Net Operating Capacity: 1,862  
Age Limits: Males, 17 and older  
Security Level: I, II and IV

Appropriation for FY 2014: \$44,166,000  
Appropriated per diem for prisoner care and custody: \$65.41

## **Brooks, Earnest C. Correctional Facility (LRF)**

Warden Mary Berghuis  
Deputy Warden James Verboncouer  
Deputy Warden Bryon Foreman  
2500 S. Sheridan Road  
Muskegon Heights, MI 49444  
(231) 773-9200; FAX (231) 777-2097

Opened: June 1989  
Total Capacity: 1,246  
Net Operating Capacity: 1,237  
Age Limits: Males, 17 and older  
Security Level: I, II and IV

Appropriation for FY 2014: \$50,094,000  
Appropriated per diem for prisoner care and custody: \$54.64

## **West Shoreline Correctional Facility (MTF)**

Warden Mary Berghuis  
Deputy Warden Bobbi Smith  
2500 S. Sheridan Drive  
Muskegon Heights, MI 49444  
(231) 773-9200; FAX (231) 777-2097

Opened: October 1987  
Total Capacity: 1,282  
Net Operating Capacity: 1,279  
Age Limits: Males, 17 and older  
Security Level: Secure I

Appropriation information for FY 2014: Included in the budget of Brooks, Earnest C. Correctional Facility (LRF), above.

## **Carson City Correctional Facility (DRF)**

Warden Cathleen Stoddard  
Deputy Warden Dave Fenby  
Deputy Warden Laura Krick  
10274 Boyer Rd.  
Carson City, MI 48811  
(989) 584-3941; FAX (989) 584-6535

Opened: August 1989  
Consolidated: August 2010 with Boyer Road Correctional Facility (OTF) which had opened in November 1987  
Total Capacity: 2,408  
Net Operating Capacity: 2,271  
Age Limits: Males, 17 and older  
Security Level: I, Secure I, II and IV

Appropriation for FY 2014: \$47,434,500  
Appropriated per diem for prisoner care and custody: \$53.26

Shading indicates facilities that have consolidated administrations.



**Central Michigan Correctional Facility (STF)**

Warden Jeffrey Larson  
Deputy Warden Erick Balcarcel  
Deputy Warden Craig Smith  
320 N. Hubbard  
St. Louis, MI 48880  
(989) 681-6668; FAX (989) 681-6678

Opened: February 1990, as Mid-Michigan  
Correctional Facility  
Consolidated: October 2010 with Pine River  
Correctional Facility (SPR) which had opened  
in January 2000  
Total Capacity: 2,404  
Net Operating Capacity: 2,400  
Age Limits: Males, 17 and older  
Security Level: Secure I

Appropriation for FY 2014: \$45,116,900  
Appropriated per diem for prisoner care and  
custody: \$48.40

**Chippewa Correctional Facility (URF)**

Warden Jeffrey Woods  
Deputy Warden Connie Horton  
Deputy Warden David Isard  
4269 W. M-80  
Kincheloe, MI 49784  
(906) 495-2275; FAX (906) 495-5836

Opened: August 1989  
Consolidated: August 2010 with Straits  
Correctional Facility (KTF) which had opened  
in May 1988  
Total Capacity: 2,086  
Net Operating Capacity: 2,049  
Age Limits: Males, 17 and older  
Security Level: I, II and IV

Appropriation for FY 2014: \$48,537,300  
Appropriated per diem for prisoner care and  
custody: \$58.27

**Cooper Street Correctional Facility (JCS)**

Warden Joe Barrett  
Deputy Warden Willie Riley  
3100 Cooper Street  
Jackson, MI 49201  
(517) 780-6175; FAX (517) 780-6811

Opened: 1997  
Total Capacity: 1,754  
Net Operating Capacity: 1,749  
Age Limits: Males, 17 and older  
Security Level: Secure I

Appropriation for FY 2014: \$28,658,700  
Appropriated per diem for prisoner care and  
custody: \$43.64

**Special Alternative Incarceration Facility (SAI)**

Warden Joe Barrett  
Deputy Warden Mary Jo Pass  
18901 Waterloo Road  
Chelsea, MI 48118  
(734) 475-1368; FAX (734) 475-8414

Opened: 1988. Initially opened as a 90-day  
military 'Boot Camp' style program for  
male probationers, under the Department's  
Field Operations Administration (FOA), SAI  
has undergone several programmatic and  
operational transitions over its years in  
existence. For details, see 'Section I'.

Total Capacity: 530  
Net Operating Capacity: 450

Appropriation for FY 2014: \$14,787,300  
Appropriated per diem for prisoner care and  
custody: \$99.34

**Cotton, G. Robert Correctional Facility (JCF)**

Warden Randall Haas  
Deputy Fredeane Artis  
Deputy Warden Cascelia Brown-Brandon  
3500 N. Elm Road  
Jackson, MI 49201  
(517) 780-5000; FAX (517) 780-5100

Opened: December 1985  
Total Capacity: 1,842  
Net Operating Capacity: 1,817  
Age Limits: Males, 17 and older  
Security Level: I, Secure I, II and IV

Appropriation for FY 2014: \$42,137,200  
Appropriated per diem for prisoner care and  
custody: \$62.71

**Detroit Detention Center (DDC)**

Warden Kenneth Romanowski  
 Deputy Warden Terry Tellez  
 17601 Mound Road  
 Detroit, MI 48212  
 (313) 368-8300; FAX (313) 368-8972

Opened: August 2012  
 Total Capacity: 200  
 Net Operating Capacity: 200  
 Age Limits: Males & Females, 17 and older  
 Security Levels: N/A

Appropriations for FY 2014: \$8,126,600

**Detroit Reentry Center (DRC)**

Warden Kenneth Romanowski  
 Deputy Warden Willis Chapman  
 17600 Ryan Road  
 Detroit, MI 48212  
 (313) 368-3200; FAX (313) 368-3224

Opened: October 1, 2012  
 Total Capacity: 1,066  
 Net Operating Capacity: 1,044  
 Age Limits: Males, 17 and older  
 Security Levels: I, II and IV

Appropriations for FY 2014: \$24,700,700  
 Appropriated per diem for prisoner care and custody: \$64.82

**Egeler, Charles E. Reception and Guidance Center (RGC)**

Warden Heidi Washington  
 Acting Deputy Warden Jeremy Bush  
 Deputy Warden Kim Cargor  
 3855 Cooper Street  
 Jackson, MI 49201-7547  
 (517) 780-5600; FAX (517) 780-5814

Duane Waters Health Center:  
 (517) 780-5601; FAX (517) 780-5677

Opened: July 2002  
 Total Capacity: 1,386  
 Net Operating Capacity: 1,177  
 Age Limits: Males, 17 and older  
 Security Levels: I, II and Reception (Quarantine)

Appropriation for FY 2014: \$46,515,800  
 Appropriated per diem for prisoner care and custody: \$89.31

**Handlon, Richard A. Correctional Facility (MTU)**

Warden DeWayne Burton  
 Deputy Warden Melinda Braman  
 1728 Bluewater Highway  
 Ionia, MI 48846  
 (616) 527-3100; FAX (616) 527-3161

Opened: January 1958  
 Total Capacity: 1,295  
 Net Operating Capacity: 1,273  
 Age Limits: Males, 17 and older  
 Security Level: II

Appropriation for FY 2014: \$28,250,000  
 Appropriated per diem for prisoner care and custody: \$56.37

**Harrison, Gus Correctional Facility (ARF)**

Warden Paul D. Klee  
 Deputy Warden Sherman Campbell  
 Deputy Warden Lee McRoberts  
 2727 E. Beecher Street  
 Adrian, MI 49221  
 (517) 265-3900; FAX (517) 265-9542

Opened: March 1991  
 Consolidated: August 2009 with Parr Highway Correctional Facility (ATF) which had opened in May 1989  
 Total Capacity: 2,370  
 Net Operating Capacity: 2,326  
 Age Limits: Males, 18 and older  
 Security Level: I, Secure I, II and IV

Appropriations for FY 2014: \$49,362,600  
 Appropriated per diem for prisoner care and custody: \$57.75

**Ionia Correctional Facility (ICF)**

Warden Willie O. Smith  
 Deputy Warden Nannette Norwood  
 Deputy Warden Erica Huss  
 1576 W. Bluewater Highway  
 Ionia, MI 48846  
 (616) 527-6331; FAX (616) 527-6863

Opened: May 1987  
 Total Capacity: 706  
 Net Operating Capacity: 683  
 Age Limits: Males, 17 and older  
 Security Level: II and V

Appropriation for FY 2014: \$33,526,800  
 Appropriated per diem for prisoner care and custody: \$140.45

**Kinross Correctional Facility (KCF)**

Warden Duncan MacLaren  
Deputy Warden Kathy Olson  
Deputy Warden Jerry Harwood  
16770 S. Water Tower Drive  
Kincheloe, MI 49788  
(906) 495-2282; FAX (906) 495-5837

Opened: January 1978  
Total Capacity: 1,910  
Net Operating Capacity: 1,857  
Age Limits: Males, 17 and older  
Security Level: I and II

Appropriation for FY 2014: \$36,660,400  
Appropriated per diem for prisoner care and custody: \$55.83

**Lakeland Correctional Facility (LCF)**

Warden Bonita Hoffner  
Deputy Warden Linda Beckwith  
141 First Street  
Coldwater, MI 49036  
(517) 278-6942; FAX (517) 279-0327

Opened: Annex - December 1985  
Medium Unit - June 1986  
Total Capacity: 1,466  
Net Operating Capacity: 1,446  
Age Limits: Males, 17 and older  
Security Level: II

Appropriation for FY 2014: \$31,677,900  
Appropriated per diem for prisoner care and custody: \$64.96

**Macomb Correctional Facility (MRF)**

Warden Kenneth Romanowski  
Deputy Warden Darrell Steward  
Deputy Warden George Stephenson  
34625 26 Mile Road  
New Haven, MI 48048  
(586) 749-4900; FAX (586) 749-4927

Opened: January 1993  
Total Capacity: 1,416  
Net Operating Capacity: 1,395  
Age Limits: Males, 17 and older  
Security Level: Level I, II, IV, IV RTP and IV SS RTP

Appropriation for FY 2014: \$33,743,000  
Appropriated per diem for prisoner care and custody: \$67.19

**Marquette Branch Prison (MBP)**

Warden Robert Napel  
Deputy Warden James Alexander  
Deputy Warden Shane Place  
1960 U.S. 41 South  
Marquette, MI 49855  
(906) 226-6531; FAX (906) 226-6556

Opened: 1889  
Total Capacity: 1,119  
Net Operating Capacity: 1,108  
Age Limits: Males, 18 and older  
Security Level: I and V

Appropriation for FY 2014: \$37,952,800  
Appropriated per diem for prisoner care and custody: \$86.58

**Michigan Reformatory (RMI)**

Warden Carmen D. Palmer  
Deputy Gregory Skipper  
Deputy Warden Scott Schooley  
1342 West Main Street  
Ionia, MI 48846  
(616) 527-2500; FAX (616) 527-2936

Opened: 1877  
Closed: 2001, when Bellamy Creek Correctional Facility (IBC) opened  
Reopened: November 2007 to house prisoners vacated from the closure of Riverside Correctional Facility (RCF)  
Total Capacity: 1,316  
Net Operating Capacity: 1,282  
Age Limits: Males, 17 and older  
Security Level: II and IV

Appropriation for FY 2014: \$36,826,100  
Appropriated per diem for prisoner care and custody: \$75.41

**Muskegon Correctional Facility (MCF)**

Warden Sherry Burt  
Deputy Warden Shane Jackson  
2400 S. Sheridan Drive  
Muskegon, MI 49442  
(231) 773-3201; FAX (231) 773-3657

Opened: 1974. It was a Security Level II facility and housed males 17 and older.

Closed: February 2010

Reopened: April 2010, specifically to house prisoners in beds contracted for by the State of Pennsylvania.

Closed: May 2011, following contract withdrawal

Reopened: October 1, 2012

Total Capacity: 1,321

Net Operating Capacity: 1,305

Age Limits: Males, 17 and older

Security Level: II

Appropriation for FY 2014: \$22,989,200

Appropriated per diem for prisoner care and custody: \$47.07

**Newberry Correctional Facility (NCF)**

Warden Mitch Perry  
Deputy Warden Cecil Daley  
13747 E County Road 428  
Newberry, MI 49868  
(906) 293-6200; FAX (906) 293-6284

Opened: January 1996

Total Capacity: 1,108

Net Operating Capacity: 1,104

Age Limits: Males, 17 and older

Security Level: Secure I

Appropriation for FY 2014: \$24,244,000

Appropriated per diem for prisoner care and custody: \$67.92

**Oaks Correctional Facility (ECF)**

Warden Lori Gidley  
Deputy Warden Tim Ball  
Deputy Warden Rick Sharp  
1500 Caberfae Highway  
Manistee, MI 49660-9200  
(231) 723-8272; FAX (231) 723-4278

Opened: March 1992

Total Capacity: 1,153

Net Operating Capacity: 1,121

Age Limits: Males, 17 and older

Security Level: II and IV

Appropriation for FY 2014: \$34,623,300

Appropriated per diem for prisoner care and custody: \$82.06

**Ojibway Correctional Facility (OCF)**

Warden Linda Tribbley  
Deputy Warden Dan Quigley  
N. 5705 Ojibway Road  
Marenisco, MI 49947-9771  
(906) 787-2217; FAX (906) 787-2324

Opened: July 2000

Total Capacity: 1,162

Net Operating Capacity: 1,152

Age Limits: Males, 18 and older

Security Level: Secure I

Appropriation for FY 2014: \$22,451,300

Appropriated per diem for prisoner care and custody: \$56.43

**Parnall Correctional Facility (SMT)**

Warden Randall Haas  
Deputy Warden Shawn Brewer  
1780 E. Parnall  
Jackson, MI 49201-7138  
(517) 780-6004; FAX (517) 780-6399

Opened: 1926. Became separate facility under State Prison of Southern Michigan break-up plan, October 1994.

Total Capacity: 1,695

Net Operating Capacity: 1,689

Age Limits: Males, 17 and older

Security Level: I

Appropriation for FY 2014: \$29,016,600

Appropriated per diem for prisoner care and custody: \$47.38

**Pugsley Correctional Facility (MPF)**

Warden Shirlee Harry  
Deputy Warden David Pratt  
7401 E. Walton Road  
Kingsley, MI 49649  
(231) 263-5253; FAX (231) 263-7606

Opened: January 2001

Total Capacity: 1,344

Net Operating Capacity: 1,344

Age Limits: Males, 17 and older

Security Level: Secure I

Appropriation for FY 2014: \$23,728,400

Appropriated per diem for prisoner care and custody: \$48.44

**Saginaw Correctional Facility (SRF)**

Warden O'Bell T. Winn  
 Deputy Warden Patrick Warren  
 Deputy Warden Don Ricumstrict  
 9625 Pierce Road  
 Freeland, MI 48623  
 (989) 695-9880; FAX (989) 695-6662

Opened: August 1993  
 Total Capacity: 1,488  
 Net Operating Capacity: 1,466  
 Age Limits: Males, 17 and older  
 Security Level: I, II and IV

Appropriation for FY 2014: \$31,798,300  
 Appropriated per diem for prisoner care and custody: \$58.86

**St. Louis Correctional Facility (SLF)**

Warden Steven Rivard  
 Deputy Warden Mark McCullick  
 Deputy Warden Kelly Barnett  
 8585 N. Croswell Road  
 St. Louis, MI 48880  
 (989) 681-6444; FAX (989) 681-2425

Opened: 1999  
 Total Capacity: 1,176  
 Net Operating Capacity: 1,154  
 Age Limits: Males, 17 and older  
 Security Level: IV

Appropriation for FY 2014: \$36,855,900  
 Appropriated per diem for prisoner care and custody: \$82.36

**Thumb Correctional Facility (TCF)**

Warden David Bergh  
 Deputy Warden Cedric Griffey  
 Deputy Warden Jodi DeAngelo  
 3225 John Conley Drive  
 Lapeer, MI 48446  
 (810) 667-2045; FAX (810) 667-2048

Opened: October 1987  
 Total Capacity: 1,216  
 Net Operating Capacity: 1,161  
 Age Limits: Males, all ages  
 Security Level: II

Appropriation for FY 2014: \$32,912,300  
 Appropriated per diem for prisoner care and custody: \$73.97

**Women's Huron Valley Correctional Facility (WHV)**

Warden Millicent Warren  
 Deputy Warden Custody David Johnson  
 Deputy Warden Housing Sonal Patel  
 Deputy Warden Programs Karri Osterhout  
 3201 Bemis Road  
 Ypsilanti, MI 48197-0911  
 (734) 572-9900; FAX (734) 572-9499

In 2004, the Huron Valley Correctional Facility (HVM) and the Huron Valley Center (HVC) were integrated into the Huron Valley Complex.

Effective May 2009, the Huron Valley Complex changed to Women's Huron Valley Correctional Facility (WHV).

As of January 2014, the entire female population that participate in the SAI program are housed at WHV.

SAI Total Capacity: 58  
 SAI Net Operating Capacity: 58

Total Capacity: 2,178  
 Net Operating Capacity: 2,151  
 Age Limits: Females, 17 and older  
 Security Level: I, Secure I, II and IV

Appropriation for FY 2014: \$60,058,900  
 Appropriated per diem for prisoner care and custody: \$87.90

**Woodland Center Correctional Facility (WCC)**

Warden Joan Roggenbuck  
 Deputy Warden Lucille Evans  
 9036 E. M-36  
 Whitmore Lake, MI 48189  
 (734) 449-3900; FAX (734) 449-3904

Opened: April 2009. Formerly W. J. Maxey Boy's Training School, WCC offers psychiatric treatment to male prisoners with severe mental health symptoms. One housing unit houses Level I General Population prisoners for facility work crews. A 23 bed Infirmary offers medical services to mentally ill and general population prisoners including dialysis.

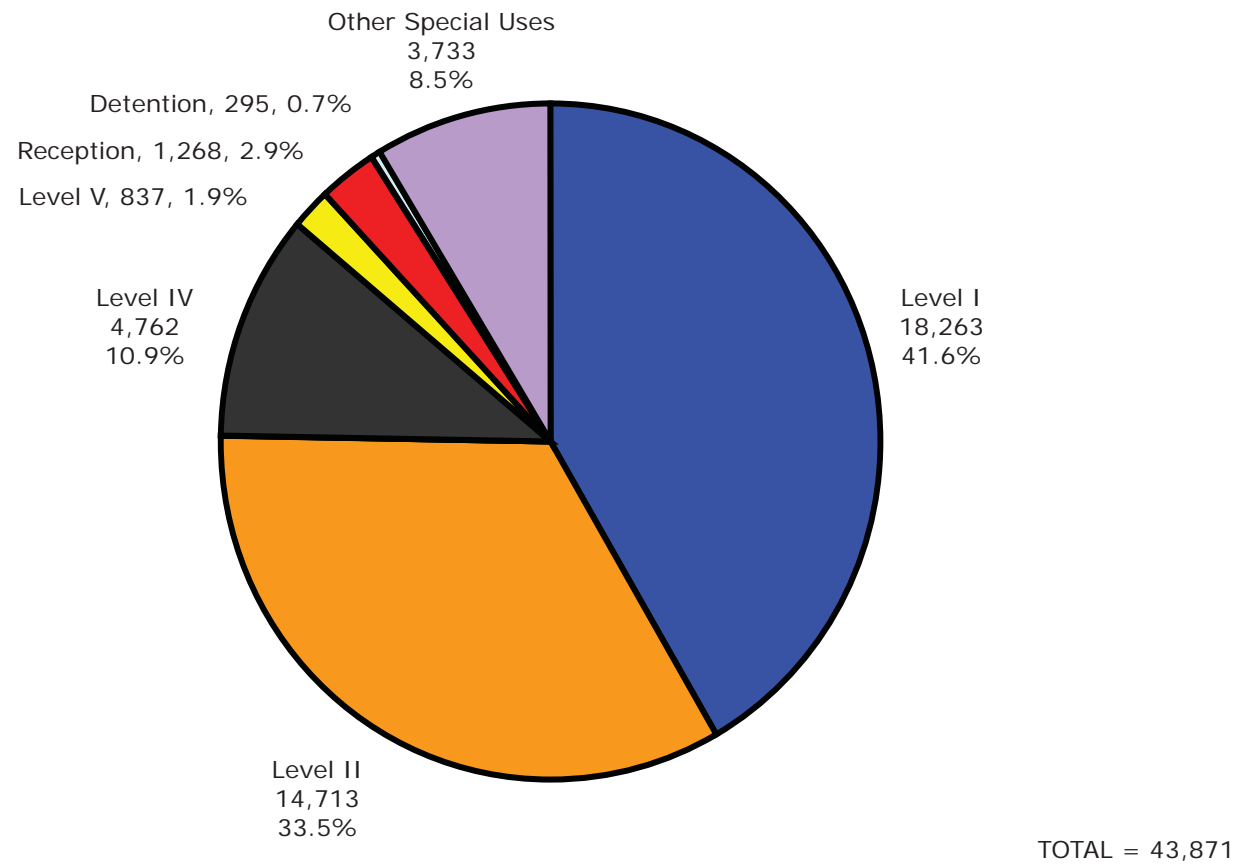
Total Capacity: 377  
 Net Operating Capacity: 359  
 Age Limits: Males, 17 and older  
 Security Level: I, IV

Appropriation for FY 2014: \$32,224,500  
 Appropriated per diem for prisoner care and custody: \$269.17

C

## Net Operating Capacity by Security Level

*As of December 31, 2014*



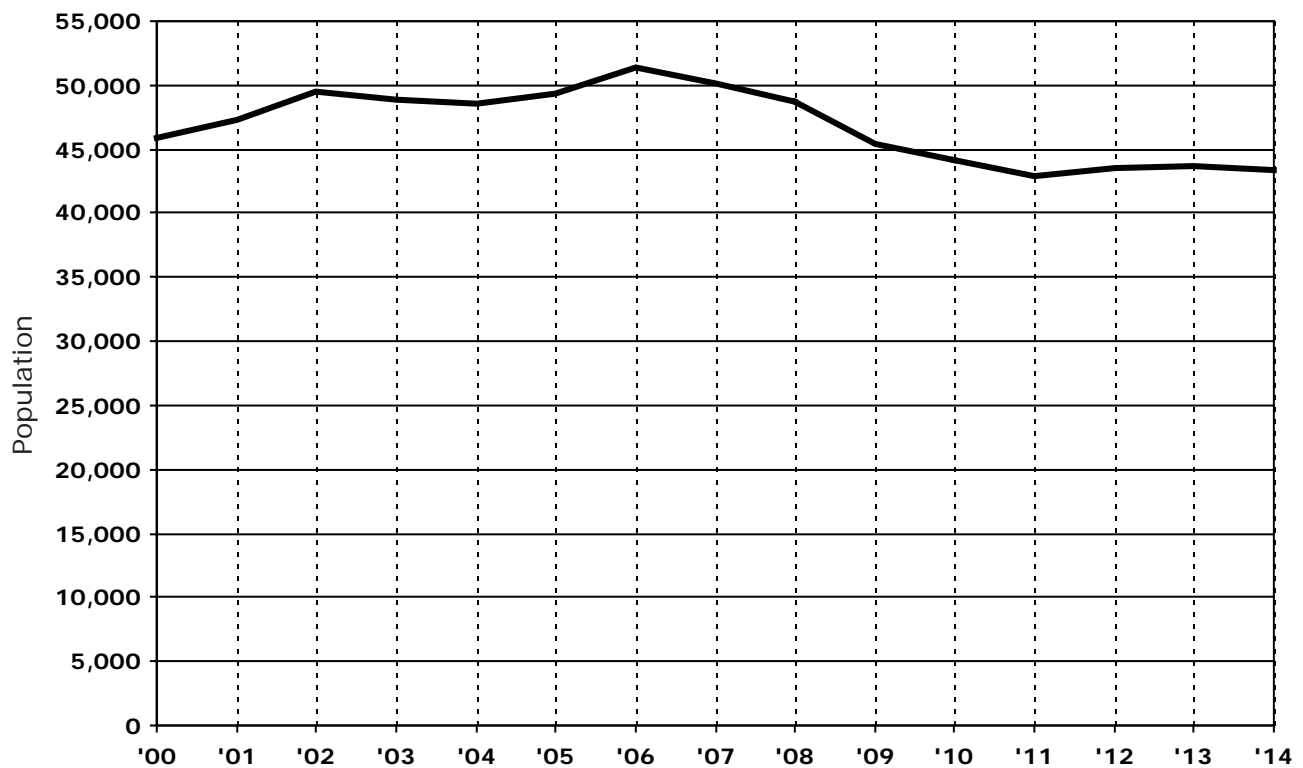
Source: MDOC Capacity Certification Survey

Ca

## Year-End Prison Population

Calendar Years 2000 - 2014

Year	Year-End Population	Numerical Change	Percent Change
2000	45,821	1,321	3.0
2001	47,317	1,496	3.3
2002	49,459	2,142	4.5
2003	48,887	(572)	(1.2)
2004	48,557	(330)	(0.7)
2005	49,377	820	1.7
2006	51,454	2,077	4.2
2007	50,203	(1,251)	(2.4)
2008	48,686	(1,517)	(3.0)
2009	45,478	(3,208)	(6.6)
2010	44,113	(1,365)	(3.0)
2011	42,904	(1,209)	(2.7)
2012	43,594	690	1.6
2013	43,704	110	0.3
2014	43,359	(345)	(0.8)



Source: Client Census Reports

# Total Prison Population, Prison Commitments and Michigan Census: 1954 - 2014

Year	Total Prison Population <sup>1</sup>	Prison Commitments (Incl. Add. Sentence Imposed)	Michigan Census
1954	8,912	3,386	7,024,000
1955	9,571	3,270	7,236,000
1956	9,547	3,601	7,516,000
1957	10,071	3,588	7,803,000
1958	10,138	3,890	7,866,000
1959	10,334	3,667	7,960,000
1960	9,622	3,706	7,823,194
1961	9,550	4,123	7,903,000
1962	9,197	3,832	7,939,000
1963	8,338	3,990	8,030,000
1964	8,264	3,741	8,100,000
1965	7,345	3,280	8,199,283
1966	6,754	3,088	8,314,070
1967	7,037	3,719	8,615,000
1968	7,743	3,950	8,675,000
1969	8,409	4,169	8,734,000
1970	9,079	4,907	8,875,083
1971	9,547	5,446	8,996,000
1972	8,471	4,734	9,013,475
1973	7,874	4,114	9,061,000
1974	8,630	5,172	9,094,000
1975	10,855	6,218	9,092,000
1976	11,737	6,596	9,100,000
1977	13,824	7,071	9,138,000
1978	14,944	6,681	9,181,000
1979	15,063	5,843	9,207,000
1980	15,148	6,212	9,262,078
1981	14,923	6,138	9,270,000
1982	15,082	6,409	9,227,300
1983	14,508	6,897	9,050,282
1984	14,658	7,154	9,262,044
1985	17,744	7,767	9,170,000
1986	20,739	8,289	9,143,600
1987	23,977	9,092	9,205,800
1988	27,720	10,759	9,300,100
1989	31,834	12,760	9,273,300
1990	34,209	12,099	9,295,297 <sup>2</sup>
1991	36,293	12,179	9,395,022
1992	38,628	12,191	9,470,323
1993	38,942	10,299	9,529,240
1994	40,501	9,751	9,584,481
1995	41,112	9,523	9,659,871
1996	42,349	10,047	9,739,184
1997	44,771	10,575	9,785,450
1998	45,879	10,433	9,820,231
1999	46,617	9,656	9,863,775
2000	47,718	9,743	9,938,444 <sup>2</sup>
2001	48,849	10,498	10,004,341
2002	50,591	12,138	10,037,303
2003	49,357	11,167	10,065,881
2004	48,831	10,772	10,090,280
2005	49,493	11,273	10,093,266
2006	51,515	12,283	10,083,878
2007	50,233	11,851	10,049,790
2008	48,713	10,678	10,003,422
2009	45,478	10,130	9,969,727
2010	44,113	10,175	9,883,640 <sup>2</sup>
2011	42,904	9,694	9,876,187
2012	43,594	9,848	9,883,360
2013	43,704	10,246	9,895,622
2014	43,359	9,998	9,909,877

<sup>1</sup> Total Prison Population includes prisoners in the institutions and the SAI - Prison program (and Community Residential Programs in the relevant years).

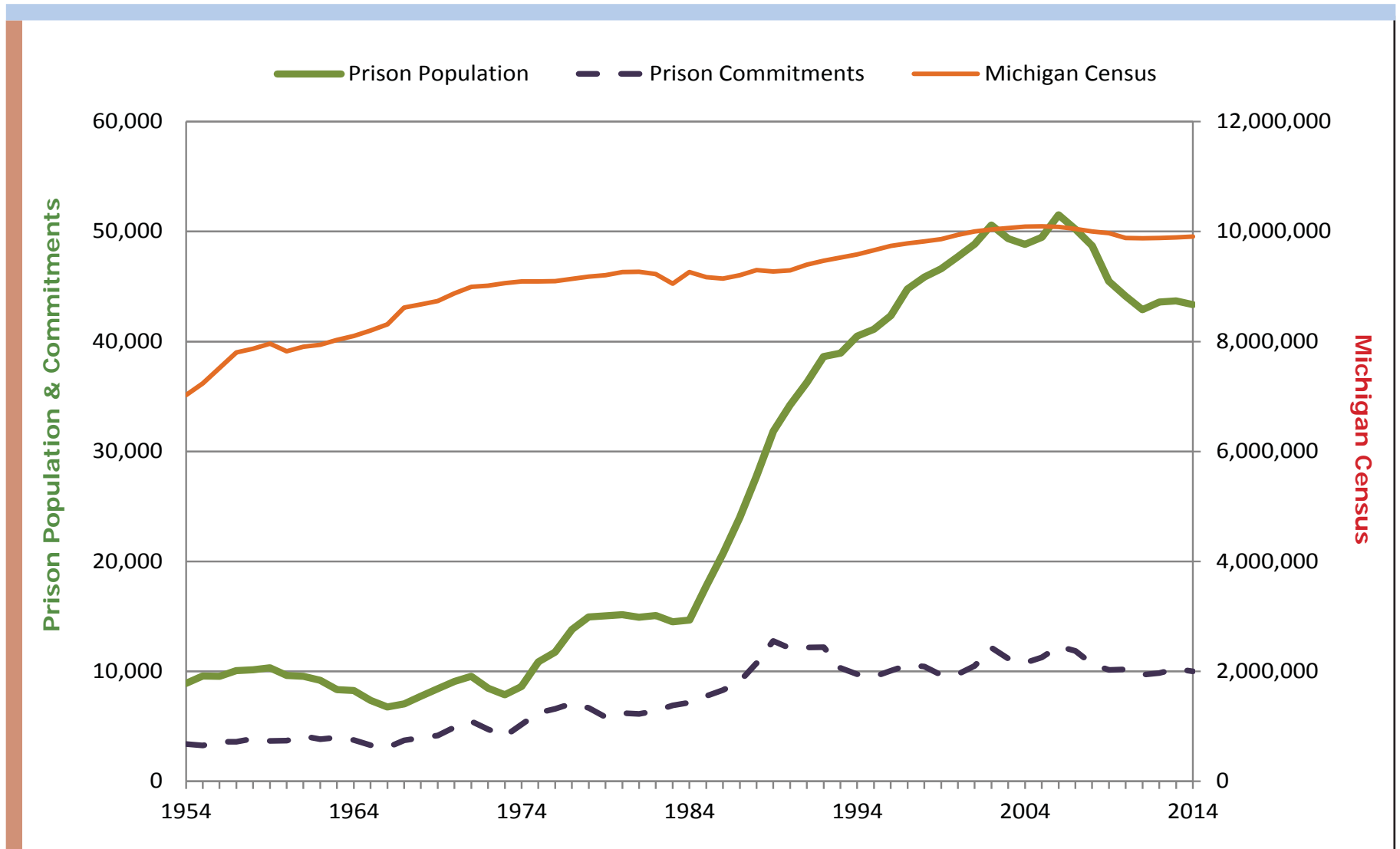
<sup>2</sup> Figures for the years 1990, 2000 and 2010 reflect actual Census data.

Sources: Client Census Report, Commitments - Offender Management Network Information (OMNI) and U.S. Census Bureau.



## Trends in Prison Population, Prison Commitments and Michigan Census 1954 - 2014

C - 13



NOTES: Total Prisoner Population includes prisoners in the institutions and camps and the SAI - Prison program (and Community Residential Programs in the relevant years). Prison Commitments include additional sentence imposed. Figures for the years 1990, 2000 and 2010 reflect actual Census data.

Sources: Client Census Report, Offender Management Network Information (OMNI) and U.S. Census Bureau.

# C1 2014 Total Prisoner Population by Minimum Term Distribution — All Offenses

Page 1 of 25

C - 14

GRAND TOTALS			TOTAL*	.5	1	1.5	2	2.5	3	3.5	4	4.5	5	10	15	20	25	>25	LIFE	AVG
VIOLATIONS			43,337	94	1,250	2,755	5,189	1,682	2,652	919	1,621	830	2,442	7,614	4,140	2,508	1,968	2,416	5,257	9.3
ATTEMPTS			42,765	85	1,168	2,592	5,023	1,629	2,612	902	1,608	829	2,429	7,607	4,137	2,506	1,967	2,416	5,255	9.4
Max. Penalty			572	9	82	163	166	53	40	17	13	1	13	7	3	2	1		2	2.1
Compiled Laws	Offense	Max. Penalty																		
28.2951B-A	State ID Card - Alter/Forge/Use to Commit Felony or Misdemeanor	5 ATTEMPTS	1		1															.8
28.2952-A	State ID Card - Alter/Forge Intent to Deliver/Possess 2 or More	5 ATTEMPTS	1	1																.5
28.729	Sex Offender - Fail to Register	4 ATTEMPTS	111		13	52	27	8	4	2	3		1	1						1.7
			3			3														1.4
28.7291A	Sex Offender - Fail to Register	4 ATTEMPTS	2			1					1									2.7
28.7291B	Sex Offender - Fail to Register, 2nd Offense	7 ATTEMPTS	29		3	8	11	2	2		2		1							2.0
28.7291C	Sex Offender - Fail to Register, 3rd Offense	10 ATTEMPTS	12		3	5	2	1	1											1.6
28.7292	Sex Offenders - Failure to Comply w/Duties	MISD ATTEMPTS	30		6	16	5	1	1		1									1.5
168.937	Election Law - Forgery	5 ATTEMPTS	1					1												2.5
205.4282	Tobacco Products Tax Act Violation Felony	5 ATTEMPTS	1				1													1.9
257.254	Motor Vehicle Code - Intent to Pass False Title	10 ATTEMPTS	5		1	1	1	1	1											2.0
257.257	License Documents/Plates - Forgery	5 ATTEMPTS	7			4	1		1	1										1.9
257.3107A	Driver's License - Forge w/ Intent to Commit Crime Max 10 Yrs+	10 ATTEMPTS	1					1												2.4
257.602A2	Police Officer - Flee - 4th Degree (Vehicle Code)	2 ATTEMPTS	18		3	6	5	2			1			1						2.1
257.602A3-A	Police Officer - Flee - 3rd Degree (Vehicle Code)	5 ATTEMPTS	229		33	59	73	22	19	3	7	1	3	7	1	1				2.2
			1	1																.5
257.602A4	Police Officer - Flee - Serious Bodily Injury (Vehicle Code)	4 ATTEMPTS	1								1									4.0
257.602A4-A	Police Officer - Flee - 2nd Degree (Vehicle Code)	10 ATTEMPTS	102	1	6	5	21	9	18	7	8	1	7	18					1	3.4
257.602A5	Police Officer - Flee - 1st Degree (Vehicle Code)	15 ATTEMPTS	5									1		4						7.8
257.617	Fail to Stop at Accident - Serious Impairment/Death	5 ATTEMPTS	23	1		2	6	3	2		3		1	4				1		4.3

NOTE: Be sure to check for related offense codes when examining a particular type of crime. They may or may not be in sequential order or even on the same page.

# C1 2014 Total Prisoner Population by Minimum Term Distribution — All Offenses

Page 2 of 25

C - 15

GRAND TOTALS			TOTAL*	.5	1	1.5	2	2.5	3	3.5	4	4.5	5	10	15	20	25	>25	LIFE	AVG
VIOLATIONS			43,337	94	1,250	2,755	5,189	1,682	2,652	919	1,621	830	2,442	7,614	4,140	2,508	1,968	2,416	5,257	9.3
ATTEMPTS			42,765	85	1,168	2,592	5,023	1,629	2,612	902	1,608	829	2,429	7,607	4,137	2,506	1,967	2,416	5,255	9.4
Max. Penalty			572	9	82	163	166	53	40	17	13	1	13	7	3	2	1		2	2.1
Compiled Laws	Offense	Max. Penalty																		
257.6173	Fail to Stop at Accident - At Fault Death Result	15 ATTEMPTS	14					1	2			1	1	8	1					6.5
257.6254	Operating Vehicle Intoxicated, Causing Death	15 ATTEMPTS	155				6	7	15		20	8	18	66	11	2		1	1	6.4
257.6254A	Operating Vehicle Intoxicated, Causing Death	15 ATTEMPTS	4			1		1					1	1						3.8
257.6255-A	Operating Vehicle Intoxicated, Causing Serious Injury	5 ATTEMPTS	45 1		1	9	16 1	3	7	1	2		1	3	2					3.1 1.7
257.6256	Operating Vehicle Intoxicated, Impaired - 3rd Felony	5 ATTEMPTS	1								1									4.0
257.6256D	Operating Vehicle Intoxicated, Contr. Sub. - 3rd Offense	5 ATTEMPTS	781 1	5	101	227 1	222	74	82	21	35		7	7						2.0 1.5
257.6257A2	Operating Vehicle Intoxicated, w/ Occupant <16 - 2nd+ Offense	5 ATTEMPTS	15		1	4	6	2			1		1							2.1
257.6263	Driving - Reckless - Causing Serious Impairment of Body Function	5 ATTEMPTS	5			1	3				1									2.2
257.6264	Driving - Reckless - Causing Death	15 ATTEMPTS	24				1	2	3	2	4		1	9	1	1				5.5
257.903	Motor Vehicle Code, False Certification	5 ATTEMPTS	1				1													2.0
257.9041B	Operate - Allow Suspended/ Revoked/Denied to Operate	MISD ATTEMPTS	1					1												2.4
257.9044	Operate - License Susp./Rev./ Denied, Causing Death	15 ATTEMPTS	28				2		5		5	2	4	7	2	1				5.8
257.9045	Operate - License Susp./Rev./ Denied, Causing Serious Injury	5 ATTEMPTS	9				2	1	3	1	1			1						3.2
287.3232	Dangerous Animal, Causing Serious Injury	4 ATTEMPTS	2				1						1							3.3
289.51072	Food Law - Felony Violations	4 ATTEMPTS	1			1														1.2
324.21571C1	State Land - Trespass/Damages, \$1K - <\$20K	5 ATTEMPTS	1			1														1.5
324.801764	Marine Safety, Operating Under Influence, Death	15 ATTEMPTS	1											1						8.3
333.177643	Contr. Sub. - Sale of Adulterated/ Misbranded Drugs	2 ATTEMPTS	1				1													2.0

NOTE: Be sure to check for related offense codes when examining a particular type of crime. They may or may not be in sequential order or even on the same page.

# C1 2014 Total Prisoner Population by Minimum Term Distribution — All Offenses

Page 3 of 25

C - 16

GRAND TOTALS			TOTAL*	.5	1	1.5	2	2.5	3	3.5	4	4.5	5	10	15	20	25	>25	LIFE	AVG
VIOLATIONS			43,337	94	1,250	2,755	5,189	1,682	2,652	919	1,621	830	2,442	7,614	4,140	2,508	1,968	2,416	5,257	9.3
ATTEMPTS			42,765	85	1,168	2,592	5,023	1,629	2,612	902	1,608	829	2,429	7,607	4,137	2,506	1,967	2,416	5,255	9.4
Max. Penalty			572	9	82	163	166	53	40	17	13	1	13	7	3	2	1		2	2.1
Compiled Laws	Offense																			
333.17766C1	Contr. Sub. - Ephedrine/ Pseudoephedrine Posses >12 grams	2 ATTEMPTS	1			1														1.3
333.5210	AIDS - Sexual Penetration w/ Uninformed Partner	4 ATTEMPTS	5				3		1		1									2.6
333.73413	Contr. Sub. - Imitation Mfg/ Distribution	2 ATTEMPTS	6			1	1	3	1											2.3
333.74012A	Contr. Sub. - Del/Mfg (Narcotic or Cocaine)	LIFE ATTEMPTS	1			1														1.5
333.74012A1	Contr. Sub. - Del/Mfg 1,000+ Grams (Narc. or Cocaine)	LIFE ATTEMPTS	148 1						1		1	1	3	22	30	28 1	11	12	39	16.3 20.0
333.74012A2	Contr. Sub. - Del/Mfg 450 - 999 Grams (Narc. or Cocaine)	30 ATTEMPTS	73						2		2		2	22	24	18	3			12.9
333.74012A3	Contr. Sub. - Del/Mfg 50 - 449 Grams (Narc. or Cocaine)	20 ATTEMPTS	353 7		3 5	4	16 2	6	12	6	21	13	24	205	30	6	3		4	7.5 1.3
333.74012A4	Contr. Sub. - Del/Mfg Under 50 Grams (Narc. or Cocaine)	20 ATTEMPTS	912 32	7 2	96 15	168 4	255 7	75 1	109 2	35	59 1	5	37	54	9	1	2			2.7 1.5
333.74012B-A	Contr. Sub. - Del/Mfg (Sched. 1-3), Except Marijuana	7 ATTEMPTS	71 1		6	24	27 1	5	5	1	1		2							1.9 1.9
333.74012B1	Contr. Sub. - Del/Mfg Meth/Ecstasy	20 ATTEMPTS	243 3			3	17	9	33	7	17	45	25 1	78 1	8	1				5.0 5.3
333.74012C-A	Contr. Sub. - Del/Mfg (Sched. 4)	4 ATTEMPTS	12		1	5	5	1												1.7
333.74012D	Contr. Sub. - Del/Mfg (Sched. 5)	2 ATTEMPTS	1	1																.3
333.74012D1	Contr. Sub. - Del/Mfg 45 or More Kilograms Marijuana	15 ATTEMPTS	9 1	1		3	1	1 1	1		1		1							2.3 2.5
333.74012D2	Contr. Sub. - Del/Mfg 5 to <45 Kilograms Marijuana	7 ATTEMPTS	9		2	2	1	2			1			1						2.4
333.74012D3	Contr. Sub. - Del/Mfg Marijuana	4 ATTEMPTS	110 7		18 2	37	32 2	4	17	2										1.8 1.3
333.74012F	Prescription Forms - Del/Mfg/ Intent	7 ATTEMPTS	5			2	2			1										2.0
333.7401A	Contr. Sub. - Delivery to Commit Criminal Sexual Conduct	20 ATTEMPTS	2									1				1				12.1
333.7401C2A	Contr. Sub. - Operate/Maintain Lab	10 ATTEMPTS	45 1			9	14	2	4	7 1	2	1	4	2						2.7 3.3

NOTE: Be sure to check for related offense codes when examining a particular type of crime. They may or may not be in sequential order or even on the same page.

# C1 2014 Total Prisoner Population by Minimum Term Distribution — All Offenses

Page 4 of 25

C - 17

GRAND TOTALS			TOTAL*	.5	1	1.5	2	2.5	3	3.5	4	4.5	5	10	15	20	25	>25	LIFE	AVG
VIOLATIONS			43,337	94	1,250	2,755	5,189	1,682	2,652	919	1,621	830	2,442	7,614	4,140	2,508	1,968	2,416	5,257	9.3
ATTEMPTS			42,765	85	1,168	2,592	5,023	1,629	2,612	902	1,608	829	2,429	7,607	4,137	2,506	1,967	2,416	5,255	9.4
Max. Penalty			572	9	82	163	166	53	40	17	13	1	13	7	3	2	1		2	2.1
Compiled Laws	Offense	Max. Penalty																		
333.7401C2B	Contr. Sub. - Operate/Maintain Lab Near Minor	20 ATTEMPTS	24			1		1	3	1	2	3	3	8	2					5.9
333.7401C2C	Contr. Sub. - Operate/Maintain Lab Involving Hazardous Waste	20 ATTEMPTS	35				1		5	2	2	4	4	16		1				5.5
333.7401C2D	Contr. Sub. - Operate/Maintain Lab Near Specified Places	20 ATTEMPTS	25				2	2	3			1	3	12	2					6.1
333.7401C2E	Contr. Sub. - Operate/Maintain Lab Involving Firearm	25 ATTEMPTS	9				1		1		3	1		3						5.0
333.7401C2F	Contr. Sub. - Operate/Maintain Lab Involving Meth	20 ATTEMPTS	544		4	12	24	21	100	21	39	74	64	172	13					4.8
			8			1	3		3				1							2.6
333.74022A	Contr. Sub. - Create/Del./Intent Counterfeit (Narcotic)	10 ATTEMPTS	3				1		1				1							3.2
333.74022B	Contr. Sub. - Create/Del./Intent Counterfeit (Sched. 1-3)	5 ATTEMPTS	1										1							5.0
333.74022E	Contr. Sub. - Create/Deliver Analogue	15 ATTEMPTS	10				3	2	3				1	1						3.0
333.74032A	Contr. Sub. - Possess	LIFE ATTEMPTS	1																1	
333.74032A1	Contr. Sub. - Possess 1,000+ Grams (Narcotic)	LIFE ATTEMPTS	22											5	2				15	10.0
333.74032A2	Contr. Sub. - Possess 450 - 999 Grams (Narcotic)	30 ATTEMPTS	12										1	3	4	2		1	1	14.4
333.74032A3	Contr. Sub. - Possess 50 - 449 Grams (Narcotic)	20 ATTEMPTS	50			1	2	1	4	2	3	4	3	24	3	2			1	7.0
			1		1															1.0
333.74032A4	Contr. Sub. - Possess 25 - 49 Grams (Narcotic)	4 ATTEMPTS	5		1		1		1	2										2.5
333.74032A5	Contr. Sub. - Possess <25 Grams (Narcotic)	4 ATTEMPTS	228	2	37	81	58	17	25	2	1		2	3						1.8
			2		2															1.0
333.74032B-A	Contr. Sub. - Possess Analogues/Sched. 1-4	2 ATTEMPTS	26		5	7	8	3	2		1									1.8
333.74032B-B	Contr. Sub. - Possess Analogues/Sched. 1-4	2 ATTEMPTS	1										1							5.0
333.74032B1	Contr. Sub. - Possess Methamphetamine	10 ATTEMPTS	173		8	29	65	15	25	7	8	1	6	9						2.5
			8			2	6													1.8
333.74032D	Contr. Sub. - Possess Marijuana	1 ATTEMPTS	9		1	4	2	1	1											1.6

NOTE: Be sure to check for related offense codes when examining a particular type of crime. They may or may not be in sequential order or even on the same page.

# C1 2014 Total Prisoner Population by Minimum Term Distribution — All Offenses

Page 5 of 25

C - 18

GRAND TOTALS			TOTAL*	.5	1	1.5	2	2.5	3	3.5	4	4.5	5	10	15	20	25	>25	LIFE	AVG
VIOLATIONS			43,337	94	1,250	2,755	5,189	1,682	2,652	919	1,621	830	2,442	7,614	4,140	2,508	1,968	2,416	5,257	9.3
ATTEMPTS			42,765	85	1,168	2,592	5,023	1,629	2,612	902	1,608	829	2,429	7,607	4,137	2,506	1,967	2,416	5,255	9.4
Max. Penalty			572	9	82	163	166	53	40	17	13	1	13	7	3	2	1		2	2.1
Compiled Laws	Offense	Max. Penalty																		
333.7405D	Contr. Sub. - Maintain Drug House	2 ATTEMPTS	15		3	8	1	1	2											1.6
333.74071C	Contr. Sub. - Obtain by Fraud	4 ATTEMPTS	14		3	3	8													1.6
			4			3			1											1.8
333.74071G	Contr. Sub. - Counterfeit Prescription Form	4 ATTEMPTS	1			1														1.2
333.7407A1-A	Contr. Sub. - Attempt Felony	LIFE ATTEMPTS	1											1						10.0
333.74101-A	Contr. Sub. - Deliver to Minor <50 Grams (Narcotic/Cocaine)	40 ATTEMPTS	4											2	2					11.5
333.74101-B	Contr. Sub. - Deliver to Minor (Sched. 1-3, Except Marij./Coc.)	14 ATTEMPTS	1				1													1.9
333.74101-D	Contr. Sub. - Delivery to Minor, Sched. 4 and Marijuana	8 ATTEMPTS	2					1								1				11.2
333.74101F	Contr. Sub. - Delivery to Minor Minor (Sched. %)	4 ATTEMPTS	1						1											3.0
333.74102-A	Contr. Sub. - Deliver <50 Grams, School Prop. (Narc/Cocaine)	60 ATTEMPTS	10		1		8							1						2.4
333.74103	Contr. Sub. - Intent Deliver <50 Grams, School Prop (Narc.)	40 ATTEMPTS	6				5			1										2.3
333.74104-A	Contr. Sub. - Possess on School/Library Prop. (Narc./Coc.) <25 Gr	8 ATTEMPTS	1						1											2.8
333.74104-B	Contr. Sub. - Possess on School/Library Property (Sched.1-4)	4 ATTEMPTS	1				1													1.9
333.74132	Contr. Sub. - 2nd+ Offense - Double Penalty	VAR ATTEMPTS	1			1														1.3
400.601-B	Fraud - Welfare, Over \$500	4 ATTEMPTS	1				1													1.8
400.602-B	Fraud - Welfare, Failure to Inform, Over \$500	4 ATTEMPTS	1			1														1.1
436.17012	Alcohol - Sell/Furnish to Minor, Causing Death	10 ATTEMPTS	1				1													2.0
445.4332	Buy/Sell Stolen Non Ferrous Metals - 1st Offense	5 ATTEMPTS	3			1	2													1.8
			1		1															1.0
445.65	Identity Theft	5 ATTEMPTS	45	1	5	8	19	4	6		2									1.9

NOTE: Be sure to check for related offense codes when examining a particular type of crime. They may or may not be in sequential order or even on the same page.

# C1 2014 Total Prisoner Population by Minimum Term Distribution — All Offenses

Page 6 of 25

C - 19

GRAND TOTALS			TOTAL*	.5	1	1.5	2	2.5	3	3.5	4	4.5	5	10	15	20	25	>25	LIFE	AVG
VIOLATIONS			43,337	94	1,250	2,755	5,189	1,682	2,652	919	1,621	830	2,442	7,614	4,140	2,508	1,968	2,416	5,257	9.3
ATTEMPTS			42,765	85	1,168	2,592	5,023	1,629	2,612	902	1,608	829	2,429	7,607	4,137	2,506	1,967	2,416	5,255	9.4
Max. Penalty			572	9	82	163	166	53	40	17	13	1	13	7	3	2	1		2	2.1
Compiled Laws	Offense	Max. Penalty																		
445.65A	Identity Theft - Second Offense	10 ATTEMPTS	2				1		1											2.3
445.65B	Identity Theft - Third Offense	15 ATTEMPTS	1				1													2.0
445.67	Identity Theft - Obtain/Possess/ Transfer ID w/ Intent	5 ATTEMPTS	5		3		2													1.4
500.45111	Insurance - Fraudulent Acts	4 ATTEMPTS	2		1	1														1.2
722.675	Distribute Obscene Matter to Children	2 ATTEMPTS	3			1	1	1												1.9
750.10A	Sexually Delinquent Person	LIFE ATTEMPTS	12	5					2				1	3	1					4.3
750.110	Breaking & Entering - Bldg. w/ Intent	15 ATTEMPTS	766 44	10	36 10	103 15	172 13	75 2	118 2	44	54	10	43 1	75 1	12	7	1	4	2	3.5 1.8
750.110-A	Breaking & Entering - Unoccupied Bldg. w/ Intent	10 ATTEMPTS	10 1			1	2		2					4			1		1	7.4 1.5
750.110-B	Breaking & Entering - Occupied Bldg. w/ Intent	15 ATTEMPTS	27 1				2	2	4		2		5	5 1	1	2		4		10.2 7.0
750.110A2	Home Invasion - 1st Degree	20 ATTEMPTS	1,791 35	1	12 4	29 5	86 12	46 4	149 5	23 2	92 1	92	158 2	800 2	199	68	21	14	1	7.4 2.4
750.110A3	Home Invasion - 2nd Degree	15 ATTEMPTS	1,781 33	6	64 4	97 14	316 9	171 2	290 2	70	201 2	49	186	278	42	7	2	1	1	3.9 1.8
750.110A4	Home Invasion - 3rd Degree	5 ATTEMPTS	147	1	12	49	50	13	12	5	4		1							1.9
750.111	Breaking & Entering - Entry w/o Breaking, w/ Intent	5 ATTEMPTS	45 1		7	9	17 1	5	4		2		1							2.0 2.0
750.116	Burglar's Tools - Possess	10 ATTEMPTS	52	1	2	11	11	10	4	3	4	1	1	1		1	1		1	3.1
750.1227A	Witness - Bribe/Intimidate/ Interfere	4 ATTEMPTS	10			3	4		1	1				1						2.8
750.1227B	Witness - Bribe/Intimidate/ Interfere	10 ATTEMPTS	10			1	3	1	1		2		1	1						3.1
750.1227C	Witness - Intimidate/Threaten to Kill or Injure	15 ATTEMPTS	13 2					1		2 1	1	1		7	1					6.1 2.5
750.1228	Witness - Retaliate Against	10 ATTEMPTS	4						4											2.9

NOTE: Be sure to check for related offense codes when examining a particular type of crime. They may or may not be in sequential order or even on the same page.

# C1 2014 Total Prisoner Population by Minimum Term Distribution — All Offenses

Page 7 of 25

C - 20

GRAND TOTALS			TOTAL*	.5	1	1.5	2	2.5	3	3.5	4	4.5	5	10	15	20	25	>25	LIFE	AVG
VIOLATIONS			43,337	94	1,250	2,755	5,189	1,682	2,652	919	1,621	830	2,442	7,614	4,140	2,508	1,968	2,416	5,257	9.3
ATTEMPTS			42,765	85	1,168	2,592	5,023	1,629	2,612	902	1,608	829	2,429	7,607	4,137	2,506	1,967	2,416	5,255	9.4
Max. Penalty			572	9	82	163	166	53	40	17	13	1	13	7	3	2	1		2	2.1
Compiled Laws	Offense	Max. Penalty																		
750.13	Entice Female Under 16 for Immoral Purposes	10 ATTEMPTS	1				1													1.9
750.1313A1	Check - Non-Sufficient Funds, Less than \$100	MISD ATTEMPTS	1		1															1.0
750.1313C	Check - Non-Sufficient Funds, \$500 or more	2 ATTEMPTS	4				3	1												2.1
750.131A1	Check - No Account	2 ATTEMPTS	3		1	1	1													1.4
750.131A2	Check - Non-Sufficient Funds, Three w/in 10 days	2 ATTEMPTS	1						1											2.8
750.135A2D	Child Abuse - Leaving Child in Vehicle Resulting in Death	15 ATTEMPTS	1						1											3.0
750.136B2	Child Abuse - 1st Degree	15 ATTEMPTS	115			2	5	5	10	3	3	5	5	53	13	4	5	1	1	8.5
			2						1		1									3.5
750.136B3	Child Abuse - 2nd Degree	4 ATTEMPTS	46		3	3	9	5	6	2	3	2	6	7						3.4
			1			1														1.5
750.136B4	Child Abuse - 3rd Degree	2 ATTEMPTS	16		1	10	2	2			1									1.6
750.145A-A	Children - Accost for Immoral Purposes	4 ATTEMPTS	38		1	8	15	6	5	1	1		1							2.1
			1					1												2.5
750.145BA	Children - Accost for Immoral Purposes - 2nd+ Offense	10 ATTEMPTS	1						1											2.8
750.145C	Child Sexually Abusive Activity	20 ATTEMPTS	2									1			1					8.6
750.145C2	Child Sexually Abusive Activity	20 ATTEMPTS	201			4	4	3	9	1	8	4	22	80	53	9	4			8.9
			1			1														1.5
750.145C3	Child Sexually Abusive Activity, Promote or Distribute	7 ATTEMPTS	10			1	1	1	3		1		3							3.3
750.145C4-A	Child Sexually Abusive Material, Possess	4 ATTEMPTS	21		1	6	10		4											1.9
750.145D2B	Computer/Internet - Plan Crime w/ Other, Max 1 - <2 yrs	2 ATTEMPTS	1						1											2.8
750.145D2D	Computer/Internet - Plan Crime w/ Other, Max 4 - <10 yrs	10 ATTEMPTS	14			2	5	1	1	1	3		1							2.7
750.145D2F	Computer/Internet - Plan Crime w/ Other, Max 15+ yrs	20 ATTEMPTS	19			2	2	2	1		1	1	2	8						5.3

NOTE: Be sure to check for related offense codes when examining a particular type of crime. They may or may not be in sequential order or even on the same page.



# C1 2014 Total Prisoner Population by Minimum Term Distribution — All Offenses

Page 8 of 25

C - 21

GRAND TOTALS			TOTAL*	.5	1	1.5	2	2.5	3	3.5	4	4.5	5	10	15	20	25	>25	LIFE	AVG
VIOLATIONS			43,337	94	1,250	2,755	5,189	1,682	2,652	919	1,621	830	2,442	7,614	4,140	2,508	1,968	2,416	5,257	9.3
ATTEMPTS			42,765	85	1,168	2,592	5,023	1,629	2,612	902	1,608	829	2,429	7,607	4,137	2,506	1,967	2,416	5,255	9.4
Max. Penalty			572	9	82	163	166	53	40	17	13	1	13	7	3	2	1		2	2.1
Compiled Laws	Offense	Max. Penalty																		
750.145N1	Vulnerable Adult Abuse - 1st Degree	15 ATTEMPTS	2						1					1						4.5
750.147B	Ethnic Intimidation	2 ATTEMPTS	1					1												2.3
750.157A	Compounding Offenses	5 ATTEMPTS	4												2				2	13.5
750.157B	Homicide - Solicitation of Murder	LIFE ATTEMPTS	7												1			4	2	30.8
750.157B2	Homicide - Solicitation of Murder	LIFE ATTEMPTS	29							1		1		10	5	3	2	6	1	18.2
750.157C	Minors - Induce to Commit Felony	VAR ATTEMPTS	3		1				1		1									2.6
750.157N1	Financial Transaction Device - Steal/Retain w/o Consent	4 ATTEMPTS	2											1					1	8.0
750.157N2	Financial Transaction Device - Possess Fraudulent One	4 ATTEMPTS	42		13	8	10	4	4		3									1.8
750.157P	Financial Transaction Device - Possess w/ Intent to Use/Sell	4 ATTEMPTS	1			1														1.3
750.157Q	Financial Transaction Device - Illegal Sale/Use	4 ATTEMPTS	2		1	1														1.2
750.157V	Financial Transaction Device - False ID	4 ATTEMPTS	5		1	2	2													1.5
750.157W1C1	Financial Trans. Device - Fraud Withdraw/Transfer, \$1K - <\$20K	5 ATTEMPTS	18	1	3	6	6	1	1											1.5
750.158	Sodomy	15 ATTEMPTS	2		1		1													1.5
750.159I1	Criminal Enterprise - Conduct	20 ATTEMPTS	3				3													1.8
750.159I2	Criminal Enterprise - Acquire/Maintain	20 ATTEMPTS	4	1	1			1					1							2.1
750.159I3	Criminal Enterprise - Racketeering Proceeds	20 ATTEMPTS	4			2	2	7	9	3	6	7	14	49	19	5	4			7.8
750.159I4-A	Criminal Enterprise - Conspiracy	20 ATTEMPTS	2			1		1			1			2						1.8
750.160	Dead Bodies - Disinterment and Mutilation	10 ATTEMPTS	2						1				1		1					4.7
			2										1		1					8.5
			6									2	2	2						6.5
			1				1													2.0

NOTE: Be sure to check for related offense codes when examining a particular type of crime. They may or may not be in sequential order or even on the same page.

# C1 2014 Total Prisoner Population by Minimum Term Distribution — All Offenses

Page 9 of 25

C - 22

GRAND TOTALS			TOTAL*	.5	1	1.5	2	2.5	3	3.5	4	4.5	5	10	15	20	25	>25	LIFE	AVG
VIOLATIONS			43,337	94	1,250	2,755	5,189	1,682	2,652	919	1,621	830	2,442	7,614	4,140	2,508	1,968	2,416	5,257	9.3
ATTEMPTS			42,765	85	1,168	2,592	5,023	1,629	2,612	902	1,608	829	2,429	7,607	4,137	2,506	1,967	2,416	5,255	9.4
Max. Penalty			572	9	82	163	166	53	40	17	13	1	13	7	3	2	1		2	2.1
Compiled Laws	Offense	Max. Penalty																		
750.161	Desertion/Abandon/Non-Support	3	5		1		4													1.8
750.165	Child Support - Fail to Pay	4	53		6	20	16	6	3	1	1									1.8
	ATTEMPTS		1			1														1.3
750.174-B	Embezzlement - Agent or Trustee, Over \$100K	10	1		1															1.0
750.1744A	Embezzle - Agent or Trustee, \$1K - <\$20K	5	9	1	1	3	1	1	2											1.8
	ATTEMPTS		1				1													1.7
750.1745A	Embezzle - Agent or Trustee, \$20K - <\$50K	10	10		1	1	2		1		2			3						3.6
	ATTEMPTS																			
750.1746	Embezzle - \$50K - <\$100K	15	8		1		3		2	1				1						2.8
	ATTEMPTS																			
750.1747	Embezzlement - \$100K or More	15	32			1	2	3	7	1	4	2	4	6	2					4.7
	ATTEMPTS																			
750.174A4A	Embezzlement - From Vulnerable Adult, \$1K - <\$20K	5	9			2	6	1												1.9
	ATTEMPTS																			
750.174A5A	Embezzlement - From Vulnerable Adult, \$20K or More	10	2			1								1						4.1
	ATTEMPTS																			
750.174A6A	Embezzlement - From Vulnerable Adult, \$50K - <\$100K	15	1				1													1.6
	ATTEMPTS																			
750.180	Embezzle - Financial Institutions	20	1										1							5.0
	ATTEMPTS																			
750.1814A	Embezzle - Jointly Held Property, \$1K - <\$20K	5	1						1											3.0
	ATTEMPTS																			
750.183-A	Escape - Aiding Prisoner - Felony	7	1											1						10.0
	ATTEMPTS																			
750.186A	Escape - Juvenile Facility	4	1				1													1.9
	ATTEMPTS		1			1														1.1
750.193	Escape - Prison	5	4				3												1	2.0
	ATTEMPTS		1																1	
750.1952	Escape - From Felony Jail Sentence	4	9			3	1	4		1										2.1
	ATTEMPTS																			
750.1972	Escape - Awaiting Trial for Felony	4	6				3		2		1									2.7
	ATTEMPTS																			
750.197C	Escape - From Jail Through Violence or Assault Prison Employee	4	7					1			1		1	1					3	5.2
	ATTEMPTS																			

NOTE: Be sure to check for related offense codes when examining a particular type of crime. They may or may not be in sequential order or even on the same page.

# C1 2014 Total Prisoner Population by Minimum Term Distribution — All Offenses

Page 10 of 25

C - 23

			TOTAL*	.5	1	1.5	2	2.5	3	3.5	4	4.5	5	10	15	20	25	>25	LIFE	AVG
GRAND TOTALS			43,337	94	1,250	2,755	5,189	1,682	2,652	919	1,621	830	2,442	7,614	4,140	2,508	1,968	2,416	5,257	9.3
VIOLATIONS			42,765	85	1,168	2,592	5,023	1,629	2,612	902	1,608	829	2,429	7,607	4,137	2,506	1,967	2,416	5,255	9.4
ATTEMPTS			572	9	82	163	166	53	40	17	13	1	13	7	3	2	1		2	2.1
Compiled Laws	Offense	Max. Penalty																		
750.197C-A	Assault of Prison Employee	4	88		4	11	26	17	8	7	5	2	4	2		1			1	2.8
	ATTEMPTS		1			1														1.1
750.199A	Bond - Abscond or Forfeit	4	11			3	4	2	2											2.0
	ATTEMPTS																			
750.206	Explosives - Place w/ Intent to Damage	25	1										1							5.0
	ATTEMPTS																			
750.207	Explosives - Place Near Property	LIFE	2																2	
	ATTEMPTS																			
750.2072B	Explosives - Place Near Property Cause Property Damage	20	2										1	1						7.4
	ATTEMPTS																			
750.208	Explosives - Aid/Abet Placement	15	1													1				20.0
	ATTEMPTS																			
750.2091A	Explosives - Place w/ Intent to Injure	15	1						1											3.0
	ATTEMPTS																			
750.2091B	Explosives - Place w/ Intent to Injure, Cause Prop. Damage	20	1										1							5.0
	ATTEMPTS																			
750.2102A	Explosives - Possess Bomb w/ Unlawful Intent	15	1					1												2.5
	ATTEMPTS																			
750.2102C	Explosives - Possess Bomb w/ Unlawful Intent, Cause Physical Injury	25	1												1					14.3
	ATTEMPTS																			
750.211A2A	Explosives - Mfg/Possess Explosive/ Other w/ Malicious Intent	15	8				2	1			1		1	3						4.9
	ATTEMPTS		1		1															1.0
750.211A2B	Explosives - Mfg/Possess Molotov Cocktail/Other w/ Prop. Damage	20	5								1		1	3						6.1
	ATTEMPTS																			
750.211A2C	Explosives - Mfg/Possess Molotov Cocktail/Other w/ Physical Injury	25	2												2					14.5
	ATTEMPTS																			
750.213	Extortion	20	44				1		2	1	1		6	18	5	8		2		11.0
	ATTEMPTS		1				1													2.0
750.2153	Impersonate Peace Officer to Commit Crime	4	1		1															1.0
	ATTEMPTS																			
750.218	False Pretenses w/ Intent to Defraud	10	1											1						8.0
	ATTEMPTS																			
750.218-B	False Pretenses - Over \$100	10	5				1			1			2					1		9.1
	ATTEMPTS																			
750.2184A	False Pretenses - \$1K - <\$20K	5	25		1	5	11	1	2		5									2.3
	ATTEMPTS		3			2							1							2.6

NOTE: Be sure to check for related offense codes when examining a particular type of crime. They may or may not be in sequential order or even on the same page.

# C1 2014 Total Prisoner Population by Minimum Term Distribution — All Offenses

Page 11 of 25

C - 24

GRAND TOTALS			TOTAL*	.5	1	1.5	2	2.5	3	3.5	4	4.5	5	10	15	20	25	>25	LIFE	AVG
VIOLATIONS			43,337	94	1,250	2,755	5,189	1,682	2,652	919	1,621	830	2,442	7,614	4,140	2,508	1,968	2,416	5,257	9.3
ATTEMPTS			42,765	85	1,168	2,592	5,023	1,629	2,612	902	1,608	829	2,429	7,607	4,137	2,506	1,967	2,416	5,255	9.4
Max. Penalty			572	9	82	163	166	53	40	17	13	1	13	7	3	2	1		2	2.1
Compiled Laws	Offense	Max. Penalty																		
750.2185A	False Pretenses - \$20K or More	10	16			1	2	1	5	1	1		2	3						4.0
750.2185B	False Pretenses - \$1K - <\$20K - 3rd+ Offense	10	1											1						6.0
750.2186A	False Pretenses - \$5K - <\$100K	15	2			1				1										2.3
	ATTEMPTS		1				1													1.7
750.2241-A	Weapons - Dangerous Weapon, Misc.	5	5		2	1	1	1												1.6
	ATTEMPTS		1			1														1.3
750.224A	Weapons - Taser, Possession or Sale Taser	4	4		2	1	1													1.4
750.224B	Weapons - Firearms, Short-Barrel Shotgun/Rifle	5	7		1		3		1	1				1						3.0
750.224F	Weapons - Firearms, Possession by Felon	5	375		27	42	81	32	75	25	27	1	15	27	11	1	3	5	3	4.0
	ATTEMPTS		1	1																.5
750.224F6	Weapons - Ammunition - Possession by Felon	5	2		2															.7
750.226	Weapons - Dangerous Weapon, Carry w/ Unlawful Intent	5	23			4	7	3	3		1		2					1	2	5.7
750.227	Weapons - Carry Concealed	5	230	4	40	41	70	20	25	11	12		3	2				1	1	2.2
	ATTEMPTS		19	1	10	6	1	1												1.2
750.227B-A	Weapons - Felony Firearm	2	1,167		1		1,165							1						2.0
750.227B-B	Weapons - Felony Firearm - 2nd Offense	5	314										314							5.0
750.227B-C	Weapons - Felony Firearm - 3rd Offense	10	28											28						10.0
750.227C	Weapons - Firearms, Possess Loaded in Vehicle	2	1																1	
750.227G9A	Weapons - Body Armor - Possess/Use by Violent Felon	4	1			1														1.5
750.234A	Weapons - Firearms, Discharge from Vehicle	4	1				1													1.9
750.234B	Weapons - Firearms, Discharge in/at Bldg.	4	12		1	2	7		1		1									2.0
750.2374	Weapons - Firearms, Discharge OUIL Cause Death	15	1															1		33.0

NOTE: Be sure to check for related offense codes when examining a particular type of crime. They may or may not be in sequential order or even on the same page.

# C1 2014 Total Prisoner Population by Minimum Term Distribution — All Offenses

Page 12 of 25

C - 25

GRAND TOTALS			TOTAL*	.5	1	1.5	2	2.5	3	3.5	4	4.5	5	10	15	20	25	>25	LIFE	AVG
VIOLATIONS			43,337	94	1,250	2,755	5,189	1,682	2,652	919	1,621	830	2,442	7,614	4,140	2,508	1,968	2,416	5,257	9.3
ATTEMPTS			42,765	85	1,168	2,592	5,023	1,629	2,612	902	1,608	829	2,429	7,607	4,137	2,506	1,967	2,416	5,255	9.4
Max. Penalty			572	9	82	163	166	53	40	17	13	1	13	7	3	2	1		2	2.1
Compiled Laws	Offense	Max. Penalty																		
750.237A1	Weapon - Free School Zones, General Felony Violations	5 ATTEMPTS	2		1		1													1.5
750.240	Willfully Raise False Fire Alarm	1 ATTEMPTS	1					1												2.5
750.248	Forgery	14 ATTEMPTS	38		2	8	14		6	1		1	3	2		1				3.2
750.249	Utter & Publish	14 ATTEMPTS	3			1	1	1												2.0
750.251	Forge Bank Bills/Promissory Notes	7 ATTEMPTS	257		30	60	86	19	27	4	11	1	6	10	3					2.4
750.253	Utter & Publish - Counterfeit Bills/Notes	5 ATTEMPTS	15		3	5	4	1	2											1.7
750.254	Utter & Publish - Possess Counterfeit Bank/State/Bills	5 ATTEMPTS	1							1										3.2
750.255	Counterfeiting - Possess Tools	10 ATTEMPTS	4		1	1	1	1												1.6
750.260	Counterfeiting - Coins/Possess 5 or more	LIFE ATTEMPTS	1																	1.5
750.261	Counterfeiting - Coins/Possess Less than 5	10 ATTEMPTS	2				1													2.5
750.300A1B	Food Stamps - Fraud, Greater than \$250-<\$1K	5 ATTEMPTS	1					1												2.5
750.316	Homicide	LIFE ATTEMPTS	2						1											2.5
750.316-A	Homicide - Murder 1st Degree, Premeditated	LIFE ATTEMPTS	1			1														1.2
750.316-B	Homicide - Felony Murder	LIFE ATTEMPTS	2			2														1.3
750.316-C	Homicide - Open Murder, Statutory Short Form	LIFE ATTEMPTS	1,575														1		1,574	22.1
750.316-D	Homicide - Murder of Peace/Corrections Officer	LIFE ATTEMPTS	1,178				1											2	1,175	22.7
750.317	Homicide - Murder 2nd Degree	LIFE ATTEMPTS	790													1	1	5	783	32.5
750.317A	Deliver Controlled Substance Cause Death	LIFE ATTEMPTS	252													3	4	8	237	31.4
			1																1	
			3,723										4	137	445	701	730	1,075	631	26.0
			31		1		1		1	1	1	1	5	7	6	4		2	1	10.8

NOTE: Be sure to check for related offense codes when examining a particular type of crime. They may or may not be in sequential order or even on the same page.

# C1 2014 Total Prisoner Population by Minimum Term Distribution — All Offenses

Page 13 of 25

C - 26

GRAND TOTALS			TOTAL*	.5	1	1.5	2	2.5	3	3.5	4	4.5	5	10	15	20	25	>25	LIFE	AVG
VIOLATIONS			43,337	94	1,250	2,755	5,189	1,682	2,652	919	1,621	830	2,442	7,614	4,140	2,508	1,968	2,416	5,257	9.3
ATTEMPTS			42,765	85	1,168	2,592	5,023	1,629	2,612	902	1,608	829	2,429	7,607	4,137	2,506	1,967	2,416	5,255	9.4
Max. Penalty			572	9	82	163	166	53	40	17	13	1	13	7	3	2	1		2	2.1
Compiled Laws	Offense	Max. Penalty																		
750.321	Homicide - Manslaughter	15 ATTEMPTS	75				4		2	4	4	2	8	39	3	6		3		9.4
750.321-A	Homicide - Manslaughter, Statutory Short Form	15 ATTEMPTS	183				3	3	4	2	15	5	25	88	28	6	1	3		8.7
750.321-C	Homicide - Manslaughter, Involuntary	15 ATTEMPTS	119 1		1	2	4 1	4	7	2	5	4	23	52	9	4	1		1	6.9 2.0
750.321-E	Homicide - Manslaughter w/ Motor Vehicle	15 ATTEMPTS	35					1			1	1	6	19	4	3				8.9
750.322	Homicide - Willful Killing of Unborn Child	15 ATTEMPTS	1													1				20.0
750.324	Homicide - Negligent Homicide	2 ATTEMPTS	2			1			1											2.1
750.329	Homicide - Manslaughter, Death w/ Weapon, Aim w/o Malice	15 ATTEMPTS	18				1		2		1	1	5	7	1					5.5
750.335A	Indecent Exposure (Sexually Delinquent Person)	1 ATTEMPTS	13	8										5						2.8
750.335A2B	Aggravated Indecent Exposure	2 ATTEMPTS	14	1		9	1		2				1							1.8
750.335A2C	Indecent Exposure by Sexually Delinquent Person	LIFE ATTEMPTS	46	4	2	1	2	1		2	1	2	5	15	6	1	3	1		8.3
750.338	Gross Indecency Between Males, Commit/Procure	5 ATTEMPTS	3				1	1						1						3.7
750.338B	Gross Indecency Between Male & Female, Commit/Procure	5 ATTEMPTS	12 1		1	5	3 1		2						1					2.7 1.7
750.349	Kidnapping	LIFE ATTEMPTS	278 3								1		2 1	26	60	44	34	56	55	22.5 25.9
750.349A	Prisoner Taking Hostage	LIFE ATTEMPTS	9											1	1			2	5	32.9
750.349B	Unlawful Imprisonment	15 ATTEMPTS	121 5			2	3 1	5 2	8 1	4 1	13	9	12	45	12	6		1	1	7.4 2.6
750.350	Kidnapping - Child Enticement	LIFE ATTEMPTS	21 3						1		1	1	3	3	3	3	2	2	2	14.2 1.6
750.350A1	Kidnapping - Custodial Interference	1 ATTEMPTS	1		1															1.0
750.356	Larceny	10 ATTEMPTS	1										1							5.0

NOTE: Be sure to check for related offense codes when examining a particular type of crime. They may or may not be in sequential order or even on the same page.

# C1 2014 Total Prisoner Population by Minimum Term Distribution — All Offenses

Page 14 of 25

C - 27

GRAND TOTALS			TOTAL*	.5	1	1.5	2	2.5	3	3.5	4	4.5	5	10	15	20	25	>25	LIFE	AVG
VIOLATIONS			43,337	94	1,250	2,755	5,189	1,682	2,652	919	1,621	830	2,442	7,614	4,140	2,508	1,968	2,416	5,257	9.3
ATTEMPTS			42,765	85	1,168	2,592	5,023	1,629	2,612	902	1,608	829	2,429	7,607	4,137	2,506	1,967	2,416	5,255	9.4
Max. Penalty			572	9	82	163	166	53	40	17	13	1	13	7	3	2	1		2	2.1
Compiled Laws	Offense	Max. Penalty																		
750.356-A	Larceny - Over \$100 (obsolete)	5 ATTEMPTS	2				1		1											2.5
750.3562A	Larceny - \$20K or More	10 ATTEMPTS	17		2	3	7	1	1		1		1	1						2.3
750.3563A	Larceny - \$1K - <\$20K	5 ATTEMPTS	1			1														1.3
750.3563B	Larceny - \$200 - <\$1K - 2nd+ Offense	5 ATTEMPTS	62	3	4	16	21	8	6	1	1				2					2.2
750.356A	Larceny - From Motor Vehicle	5 ATTEMPTS	2			2			2											1.3
750.356A-A	Larceny - From Motor Vehicle	5 ATTEMPTS	1			1														2.0
750.356A-B	Breaking & Entering - Vehicle	5 ATTEMPTS	2																	2.0
750.356A-C	Breaking & Entering - Vehicle w/ Damage	5 ATTEMPTS	1																	1.2
750.356A1	Larceny - From Motor Vehicle	5 ATTEMPTS	1			1														2.0
750.356A2C1	Breaking & Entering - Vehicle/Semi-Trailer/House Trailer, \$1K - <\$20K	5 ATTEMPTS	2						1	1										3.3
750.356A2C2	Breaking & Entering - Vehicle/Semi-Trailer/House Trailer, \$200-<\$1K - 2nd+ Offns	5 ATTEMPTS	1		1															1.0
750.356A3	Breaking & Entering - Vehicle Semi-Trailer/House Trailer, w/ Damage	5 ATTEMPTS	57		8	19	15	5	8	1	1									1.8
750.356B	Breaking & Entering - Coin Telephone	4 ATTEMPTS	1		1															1.0
750.356A2C2	Breaking & Entering - Vehicle/Semi-Trailer/House Trailer, \$200-<\$1K - 2nd+ Offns	5 ATTEMPTS	3			1	2													1.0
750.356A3	Breaking & Entering - Vehicle Semi-Trailer/House Trailer, w/ Damage	5 ATTEMPTS	1			1														1.7
750.356B	Breaking & Entering - Coin Telephone	4 ATTEMPTS	31		7	12	6	2	1		2	1								1.5
750.356C	Retail Fraud - 1st Degree	5 ATTEMPTS	1	1																1.8
750.356D	Retail Fraud - 2nd Degree	1 ATTEMPTS	1		1															.5
750.357	Larceny from Person	10 ATTEMPTS	482	1	65	135	134	52	50	7	35		3							1.0
750.357B	Weapons - Firearms - Larceny	5 ATTEMPTS	3			1			1											2.0
750.360	Larceny in Building	4 ATTEMPTS	3			1					1		1							3.5
750.357	Larceny from Person	10 ATTEMPTS	234	1	20	42	61	23	29	5	17	2	11	21	1		1			2.8
750.357B	Weapons - Firearms - Larceny	5 ATTEMPTS	10	1	1	4	3		1											1.5
750.360	Larceny in Building	4 ATTEMPTS	19		2	2	8		3	1	1		1	1						2.7
750.360	Larceny in Building	4 ATTEMPTS	210	2	22	64	69	24	20	1	5			3						1.9
			5		1	4														1.2

NOTE: Be sure to check for related offense codes when examining a particular type of crime. They may or may not be in sequential order or even on the same page.

# C1 2014 Total Prisoner Population by Minimum Term Distribution — All Offenses

Page 15 of 25

C - 28

GRAND TOTALS			TOTAL*	.5	1	1.5	2	2.5	3	3.5	4	4.5	5	10	15	20	25	>25	LIFE	AVG
VIOLATIONS			43,337	94	1,250	2,755	5,189	1,682	2,652	919	1,621	830	2,442	7,614	4,140	2,508	1,968	2,416	5,257	9.3
ATTEMPTS			42,765	85	1,168	2,592	5,023	1,629	2,612	902	1,608	829	2,429	7,607	4,137	2,506	1,967	2,416	5,255	9.4
Max. Penalty			572	9	82	163	166	53	40	17	13	1	13	7	3	2	1		2	2.1
Compiled Laws	Offense	Max. Penalty																		
750.3622A	Larceny by Conversion, \$20K or More	10 ATTEMPTS	5		1		1		1		2									2.6
750.3623A	Larceny by Conversion, \$1K - <\$20K	5 ATTEMPTS	15 1			5 1	5		1	3				1						2.4 1.5
750.362A	Fail to Return Rented Property Over \$100 (obsolete)	10 ATTEMPTS	1											1						10.0
750.362A3A	Fail to Return Rented Property, \$1K - <\$20K	5 ATTEMPTS	2			1	1													1.8
750.3633A	Larceny by False Personation, \$1K - <\$20K	5 ATTEMPTS	1			1														1.5
750.377A1A1	Malicious Destruction Pers. Prop., \$20K Or More	10 ATTEMPTS	3					1	1		1									3.2
750.377A1B1	Malicious Destruction Pers. Prop., \$1K - <\$20K	5 ATTEMPTS	36 1	1	4	8	9 1	5	2	1	2		4							2.3 1.7
750.377A1B2	Malicious Destruction Pers. Prop., \$200 - <\$1K - 2nd+ Offense	5 ATTEMPTS	1		1															.8
750.377B	Malicious Destruction Fire/Police Property	4 ATTEMPTS	36 2		6	13 2	10	3	1		2			1						1.8 1.3
750.3802A	Malicious Destruction of Bldg., \$20K or More	10 ATTEMPTS	1								1									3.9
750.3803A	Malicious Destruction of Bldg., \$1K - <\$20K	5 ATTEMPTS	27	1	8	7	5	4			1			1						1.8
750.3821C1	Mal. Destr. Trees/Shrubs/etc. \$1K - <\$20K	5 ATTEMPTS	2				2													2.0
750.383A	Malicious Destruction of Prop., Utility Prop.	4 ATTEMPTS	6		2		2		1		1									2.2
750.3875A	Malicious Destruction of Tombs/Memorials, \$1K - <\$20K	5 ATTEMPTS	1				1													1.9
750.397	Mayhem	10 ATTEMPTS	2				1						1							3.5
750.397A	Food - Place Harmful Objects In	10 ATTEMPTS	1					1												2.4
750.411A1B	False Report of Felony	4 ATTEMPTS	8 1		1	5 1	1		1											1.5 1.1
750.411A3A	False Report/Threat of Bomb/Harmful Device	4 ATTEMPTS	4				3		1											2.1

NOTE: Be sure to check for related offense codes when examining a particular type of crime. They may or may not be in sequential order or even on the same page.



# C1 2014 Total Prisoner Population by Minimum Term Distribution — All Offenses

Page 16 of 25

C - 29

GRAND TOTALS			TOTAL*	.5	1	1.5	2	2.5	3	3.5	4	4.5	5	10	15	20	25	>25	LIFE	AVG
VIOLATIONS			43,337	94	1,250	2,755	5,189	1,682	2,652	919	1,621	830	2,442	7,614	4,140	2,508	1,968	2,416	5,257	9.3
ATTEMPTS			42,765	85	1,168	2,592	5,023	1,629	2,612	902	1,608	829	2,429	7,607	4,137	2,506	1,967	2,416	5,255	9.4
Max. Penalty			572	9	82	163	166	53	40	17	13	1	13	7	3	2	1		2	2.1
Compiled Laws	Offense	Max. Penalty																		
750.411H2B	Stalking a Minor	5 ATTEMPTS	6		2	1	2							1						2.8
750.411I	Stalking - Aggravated	5 ATTEMPTS	117 1	2	10	19	32 1	14	15	7	6		2	5	4			1		3.0 1.7
750.411I2B	Stalking a Minor - Aggravated	10 ATTEMPTS	3 1				2 1	1 1												2.1 2.5
750.411S2B	Unlawful Posting Message w/ Aggravating Circumstances	5 ATTEMPTS	1										1							5.0
750.411U	Gang Membership - Assoc/Member Commit/Attempt Felony	20 ATTEMPTS	14				1	1		5	1			6						4.8
750.413	Motor Vehicle - Unlawful Drive Away	5 ATTEMPTS	217 7		26 3	48	72 3	23	25	6	7		1	6	1				2	2.2 1.8
750.414	Motor Vehicle - Unlawful Use	2 ATTEMPTS	16			8	5	1	2											1.8
750.4152	Motor Vehicle - Conceal/Misrep. Identity to Mislead	4 ATTEMPTS	1		1															1.0
750.422	Perjury - Court Proceeding	LIFE ATTEMPTS	3					1					1					1		12.5
750.422-A	Perjury - Court Proceeding, Capital Crime	LIFE ATTEMPTS	6				2				1			1	1	1				7.8
750.422-B	Perjury - Court Proceeding	15 ATTEMPTS	6		1		2						2	1						3.6
750.424-B	Perjury - Subornation, Court Proceeding	15 ATTEMPTS	3						2				1							3.7
750.425	Perjury - Incite/Procure	5 ATTEMPTS	1															1		30.0
750.425-B	Perjury - Incite/Procure, Court Proceeding	5 ATTEMPTS	1				1													1.6
750.4362A	Poisoning - Food/Drink/Medicine/ Water	15 ATTEMPTS	1											1						8.0
750.451-D	Prostitution - 3rd+ Offense	2 ATTEMPTS	3			3														1.2
750.455	Prostitution - Pandering	20 ATTEMPTS	3									1	1		1					7.0
750.457	Prostitution - Accept Earnings	20 ATTEMPTS	3			1			2											2.4

NOTE: Be sure to check for related offense codes when examining a particular type of crime. They may or may not be in sequential order or even on the same page.

# C1 2014 Total Prisoner Population by Minimum Term Distribution — All Offenses

Page 17 of 25

C - 30

GRAND TOTALS			TOTAL*	.5	1	1.5	2	2.5	3	3.5	4	4.5	5	10	15	20	25	>25	LIFE	AVG
VIOLATIONS			43,337	94	1,250	2,755	5,189	1,682	2,652	919	1,621	830	2,442	7,614	4,140	2,508	1,968	2,416	5,257	9.3
ATTEMPTS			42,765	85	1,168	2,592	5,023	1,629	2,612	902	1,608	829	2,429	7,607	4,137	2,506	1,967	2,416	5,255	9.4
Max. Penalty			572	9	82	163	166	53	40	17	13	1	13	7	3	2	1		2	2.1
Compiled Laws	Offense	Max. Penalty																		
750.459	Prostitution - Transport Female (perhaps compel)	20 ATTEMPTS	6								1	1			3		1			12.9
			2			1	1													1.7
750.462B1	Human Trafficking - Financially Benefitting Causing	10 ATTEMPTS	1			1														1.4
750.462G	Human Trafficking - Recruit Minor, Sexually Abusive Activity	20 ATTEMPTS	2											1			1			15.5
750.479-B	Police Officer/Public Officer - Resist/Obstruct	2 ATTEMPTS	4					1	1		2									3.4
750.4792	Public Officer - Assault/Obstruct	2 ATTEMPTS	5			1	1	1	1	1										2.4
750.4792C2	Lying to Peace Officer - 4 Year or More Crime Investigation	2 ATTEMPTS	1			1														1.2
750.4792D2	Lying to Peace Officer - Violent Crime Investigation	4 ATTEMPTS	1				1													1.9
750.4793	Public Officer - Assault/Obstruct Cause Injury	4 ATTEMPTS	1				1													1.9
750.4794	Public Officer - Assault/Obstruct Cause Serious Injury	10 ATTEMPTS	1								1									4.0
750.479A2	Police Officer - Flee (Penal Code) 4th Degree	2 ATTEMPTS	6		1	2		1	1		1									2.1
750.479A3	Police Officer - Flee (Penal Code) 3rd Degree	5 ATTEMPTS	55		1	9	20	2	12	2	4		1	4						2.7
			1			1														1.3
750.479A4-A	Police Officer - Flee (Penal Code) 2nd Degree	10 ATTEMPTS	18		1		3		2	1	2		2	4	2	1				6.1
750.479B1	Peace Officer - Disarm Non-Firearm	4 ATTEMPTS	1								1									4.0
750.479B2	Peace Officer - Disarm Firearm	10 ATTEMPTS	1												1					15.0
			7			3	3						1							2.1
750.483A2B	Interfere w/ Crime Report Threat to Kill/Injure	10 ATTEMPTS	4					2			1			1						3.9
			3				1	1			1									2.8
750.483A4B	Interfere w/ Police Investigation Threat to Kill/Injure	10 ATTEMPTS	1							1										3.5
750.483A6B	Tamper w/ Evidence - Criminal Case Max >10 yr Term	10 ATTEMPTS	5			1			1	1			1	1						4.1
750.49-C	Animals - Fighting, Possess Equipment	4 ATTEMPTS	1				1													1.9

NOTE: Be sure to check for related offense codes when examining a particular type of crime. They may or may not be in sequential order or even on the same page.

# C1 2014 Total Prisoner Population by Minimum Term Distribution — All Offenses

Page 18 of 25

C - 31

			TOTAL*	.5	1	1.5	2	2.5	3	3.5	4	4.5	5	10	15	20	25	>25	LIFE	AVG
GRAND TOTALS			43,337	94	1,250	2,755	5,189	1,682	2,652	919	1,621	830	2,442	7,614	4,140	2,508	1,968	2,416	5,257	9.3
VIOLATIONS			42,765	85	1,168	2,592	5,023	1,629	2,612	902	1,608	829	2,429	7,607	4,137	2,506	1,967	2,416	5,255	9.4
ATTEMPTS			572	9	82	163	166	53	40	17	13	1	13	7	3	2	1		2	2.1
Compiled Laws	Offense	Max. Penalty																		
750.505	Common Law Offenses	5	1															1		40.0
	ATTEMPTS																			
750.505-A	Obstruction of Justice	5	11	1		3	3	2						1	1					3.3
	ATTEMPTS		1										1							5.0
750.505-B	Accessory After the Fact to Felony	5	21		2	6	5	1	3	1	1		2							2.3
	ATTEMPTS		1			1														1.5
750.505-C	Common Law Offenses	5	2		1	1														1.2
	ATTEMPTS																			
750.50B	Animals - Kill/Torture	4	2			2														1.4
	ATTEMPTS		1			1														1.3
750.520	Rape	LIFE	12															1	11	60.0
	ATTEMPTS																			
750.520B	CSC - 1st Degree - Multiple Variables	LIFE	921				1			1	1	2	8	92	182	135	113	211	175	23.0
	ATTEMPTS		1				1													2.0
750.520B1A	CSC - 1st Degree - Person Under 13	LIFE	1,373		1		6	4	9	5	10	5	28	246	388	245	203	152	71	17.4
	ATTEMPTS		1				1													2.0
750.520B1B	CSC - 1st Degree - Relationship	LIFE	490				1	5	3	4	3	1	19	107	169	87	40	42	9	15.3
	ATTEMPTS		3				2									1				8.0
750.520B1C	CSC - 1st Degree - During Felony	LIFE	132							1			2	12	24	20	16	44	13	24.6
	ATTEMPTS																			
750.520B1D	CSC - 1st Degree - Accomplices	LIFE	45										2	10	5	9	6	10	3	20.7
	ATTEMPTS																			
750.520B1E	CSC - 1st Degree - Weapon Used	LIFE	187										1	15	35	29	30	50	27	23.8
	ATTEMPTS																			
750.520B1F	CSC - 1st Degree - Personal Injury	LIFE	252					1	1		1	2	2	28	57	42	46	57	15	21.9
	ATTEMPTS		1				1													2.5
750.520B1G	CSC - 1st Degree - Injury to Incapacitated Victim	LIFE	7						1					2	1	1	1	1		17.7
	ATTEMPTS																			
750.520B1H	CSC - 1st Degree - Mentally Disabled Relationship	LIFE	13											6	1	3		3		15.9
	ATTEMPTS																			
750.520B2B	CSC - 1st Degree - Person <13, Defendant 17+ yrs.	LIFE	262										2	14	12	10	182	37	5	24.9
	ATTEMPTS		3		1		1						1							2.6
750.520B2C	CSC - 1st Degree - Person <13, Defendant 17+ yrs - 2nd Offense	LIFE	11												1		1		9	20.0
	ATTEMPTS																			
750.520C	CSC - 2nd Degree - Multiple Variables	15	201		4	11	23	11	26	7	9	3	31	63	11		2			5.4
	ATTEMPTS		5			1	1		2		1									2.7

NOTE: Be sure to check for related offense codes when examining a particular type of crime. They may or may not be in sequential order or even on the same page.

# C1 2014 Total Prisoner Population by Minimum Term Distribution — All Offenses

Page 19 of 25

C - 32

GRAND TOTALS			TOTAL*	.5	1	1.5	2	2.5	3	3.5	4	4.5	5	10	15	20	25	>25	LIFE	AVG
VIOLATIONS			43,337	94	1,250	2,755	5,189	1,682	2,652	919	1,621	830	2,442	7,614	4,140	2,508	1,968	2,416	5,257	9.3
ATTEMPTS			42,765	85	1,168	2,592	5,023	1,629	2,612	902	1,608	829	2,429	7,607	4,137	2,506	1,967	2,416	5,255	9.4
Max. Penalty			572	9	82	163	166	53	40	17	13	1	13	7	3	2	1		2	2.1
Compiled Laws	Offense	Max. Penalty																		
750.520C1A	CSC - 2nd Degree - Person Under 13	15 ATTEMPTS	675		8	22	75	29	56	25	47	14	98	237	40	21	1	2		6.1
			20		1	3	10	2		2	1			1						2.5
750.520C1B	CSC - 2nd Degree - Relationship	15 ATTEMPTS	141		4	6	18	5	15	5	11	3	23	46	3		1		1	4.9
			3				3													1.9
750.520C1C	CSC - 2nd Degree - During Felony	15 ATTEMPTS	16		1				5		1	2	2	4	1					5.1
750.520C1D	CSC - 2nd Degree - Accomplices	15 ATTEMPTS	9			1	1		2	1	1	1		2						3.9
			1		1															1.0
750.520C1E	CSC - 2nd Degree - Weapon Used	15 ATTEMPTS	7				1		1	1	1			2		1				6.7
750.520C1F	CSC - 2nd Degree - Personal Injury	15 ATTEMPTS	58			3	7	2	5		8	4	9	13	3	3	1			5.9
			3			1		2												2.1
750.520C1G	CSC - 2nd Degree - Injury to Incapacitated Victim	15 ATTEMPTS	9				3	2	1				1	2						3.6
750.520C1H	CSC - 2nd Degree - Mentally Disabled Relationship	15 ATTEMPTS	13			1	4	1	1	2			2	1	1					4.2
750.520C1I	CSC - 2nd Degree - State Prisoner	15 ATTEMPTS	1											1						5.5
750.520C1K	CSC - 2nd Degree - County Prisoner	15 ATTEMPTS	1										1							5.0
750.520C2B	CSC - 2nd Degree - Person <13, Defendant 17+ yrs.	15 ATTEMPTS	249		6	13	18	16	18	14	16	7	40	85	11	3	1		1	5.6
			9			1	3	1	1	1			1	1						3.0
750.520D	CSC - 3rd Degree - Multiple Variables	15 ATTEMPTS	335		5	5	15	10	25	6	19	10	36	155	37	6	2	3	1	7.5
			4				4													2.0
750.520D1A	CSC - 3rd Degree - Person 13-15	15 ATTEMPTS	856		17	29	66	31	76	32	53	28	92	350	50	23	6	2	1	6.3
			53		2	18	21	7	4		1									1.9
750.520D1B	CSC - 3rd Degree - Force/Coercion	15 ATTEMPTS	370			5	16	9	15	11	18	9	48	174	38	16	6	5		8.2
			8		1	2	2	1			1		1							2.4
750.520D1C	CSC - 3rd Degree - Incapacitated Victim	15 ATTEMPTS	64		3		3	5	6	1	3	3	5	27	5	1	2			6.9
			1			1														1.5
750.520D1D	CSC - 3rd Degree - Incest	15 ATTEMPTS	103		2	2	2	2	2	8	3	5	12	60	4	1				6.9
			2			1	1													1.8
750.520D1E	CSC - 3rd Degree - Student	15 ATTEMPTS	10					1	1	1	1		3	3						5.2
750.520E	CSC - 4th Degree - Multiple Variables	2 ATTEMPTS	11			3	4	1	1		1			1						2.8

NOTE: Be sure to check for related offense codes when examining a particular type of crime. They may or may not be in sequential order or even on the same page.

# C1 2014 Total Prisoner Population by Minimum Term Distribution — All Offenses

Page 20 of 25

C - 33

GRAND TOTALS			TOTAL*	.5	1	1.5	2	2.5	3	3.5	4	4.5	5	10	15	20	25	>25	LIFE	AVG
VIOLATIONS			43,337	94	1,250	2,755	5,189	1,682	2,652	919	1,621	830	2,442	7,614	4,140	2,508	1,968	2,416	5,257	9.3
ATTEMPTS			42,765	85	1,168	2,592	5,023	1,629	2,612	902	1,608	829	2,429	7,607	4,137	2,506	1,967	2,416	5,255	9.4
Max. Penalty			572	9	82	163	166	53	40	17	13	1	13	7	3	2	1		2	2.1
Compiled Laws	Offense	Max. Penalty																		
750.520E1A	CSC - 4th Degree - Force/Coercion	2 ATTEMPTS	24		4	10	3	1	3	1				2						2.1
750.520E1A-A	CSC - 4th Degree - Victim 13-16	2 ATTEMPTS	21		2	10	3	1	1	1	2		1							2.0
750.520E1B	CSC - 4th Degree - Incapacitated Victim	2 ATTEMPTS	4			2			1	1										2.3
750.520E1F-A	CSC - 4th Degree - Student	2 ATTEMPTS	1			1														1.3
750.520E1G	CSC - 4th Degree - Incest	2 ATTEMPTS	1						1											2.7
750.520F	CSC - 2nd+ Offense	LIFE ATTEMPTS	5		1								3	1						5.2
750.520G1	CSC - Assault w/ Intent to Commit Sexual Penetration	10 ATTEMPTS	281 3		5	32	65	23 1	29	22 1	20	7	22 1	46	5		2	3		4.1 3.5
750.520G2	CSC - 2nd Degree Assault	5 ATTEMPTS	65		3	15	24	8	7	2	2		2	1					1	2.2
750.529	Robbery - Armed	LIFE ATTEMPTS	4,693 8		1	8 1	44 2	92 1	129 3	147	129	184	244	1,520	1,095 1	467	223	259	151	11.8 3.8
750.529-A	Robbery - Armed - Serious Injury	LIFE ATTEMPTS	3												3					18.7
750.529A	Carjacking	LIFE ATTEMPTS	676			1	8	14	27	19	24	48	50	262	142	33	19	23	6	9.7
750.530	Robbery - Unarmed	15 ATTEMPTS	1,044 23	1	36 1	53 7	125 8	100 2	194 1	28 2	98 1	32	116	201	38 1	12	2	3	5	4.5 2.4
750.531	Bank Robbery/Safe Breaking	LIFE ATTEMPTS	17						1		1	1		4	2	2	2	1	3	13.5
750.531-A	Bank Robbery	LIFE ATTEMPTS	127 1		1	2	6	5	10	4	9	1	9	47	14	11	4	4	1	9.0 1.0
750.531-B	Safe Breaking	LIFE ATTEMPTS	68 1			1	4	2	4 1	4	9	1	7	21	8	5		2		7.7 3.0
750.535	Stolen Prop. - Receive & Conceal (Obsolete)	10 ATTEMPTS	2				1											1		16.0
750.535-A	Stolen Prop. - Receive & Conceal, >\$100 (Obsolete)	5 ATTEMPTS	7			1	3		1	1					1					4.0
750.5352A	Stolen Prop. - Receive & Conceal, \$20K or More	10 ATTEMPTS	18		1	3	8	1	1					3	1					3.6

NOTE: Be sure to check for related offense codes when examining a particular type of crime. They may or may not be in sequential order or even on the same page.

# C1 2014 Total Prisoner Population by Minimum Term Distribution — All Offenses

Page 21 of 25

C - 34

GRAND TOTALS			TOTAL*	.5	1	1.5	2	2.5	3	3.5	4	4.5	5	10	15	20	25	>25	LIFE	AVG
VIOLATIONS			43,337	94	1,250	2,755	5,189	1,682	2,652	919	1,621	830	2,442	7,614	4,140	2,508	1,968	2,416	5,257	9.3
ATTEMPTS			42,765	85	1,168	2,592	5,023	1,629	2,612	902	1,608	829	2,429	7,607	4,137	2,506	1,967	2,416	5,255	9.4
Max. Penalty			572	9	82	163	166	53	40	17	13	1	13	7	3	2	1		2	2.1
Compiled Laws	Offense	Max. Penalty																		
750.5352B	Stolen Prop. - Receive & Conceal, \$1K - <\$20K - 3rd+ Offense	10 ATTEMPTS	6		2		1		1	1				1						2.8
750.5353A	Stolen Prop. - Receive & Conceal, \$1K - <\$20K	5 ATTEMPTS	131	1	14	41	38	10	13	4	3		2	3	1	1				2.3
			1		1															1.0
750.5353B	Stolen Prop. - Receive & Conceal, \$200 - <\$1K - 2nd+ Offense	5 ATTEMPTS	1			1														1.5
750.5357	Stolen Prop. - Receive & Conceal, Motor Vehicle	5 ATTEMPTS	141		34	39	38	8	6	3	9	2		1		1				2.0
			5		2	2			1											1.4
750.535A2	Motor Vehicles - Operate Chop Shop	10 ATTEMPTS	13		2	4	3	1	2					1						2.2
750.535B	Weapons - Firearms, Receive & Conceal	10 ATTEMPTS	42		1	7	19	7	4	1		1		2						2.3
			1			1														1.5
750.539D	Eavesdropping - Install/Use	2 ATTEMPTS	1			1														1.2
750.539J2A2	Surveil Unclothed Person - 2nd Offense	5 ATTEMPTS	1										1							5.0
750.539J2B	Capture/Distribute Image of Unclothed Person	5 ATTEMPTS	8		1	2	3						2							2.4
750.5405A	Interfere w/ Electronic Communications	2 ATTEMPTS	16		1	9	1	3	1				1							1.8
750.5405B	Interfere w/ Electronic Communications, Injury/Death	4 ATTEMPTS	6			2	2	1	1											1.9
750.543F-A	Terrorism - Life	LIFE ATTEMPTS	1													1				16.0
750.543M	Terrorism - False Report or Threat	20 ATTEMPTS	9			1		1	1					5	1					6.9
			1										1							4.8
750.543P	Terrorism - Use of Internet/Telecomm. to Commit	20 ATTEMPTS	1											1						6.5
750.552c	Trespass Upon Key Facility	4 ATTEMPTS	1		1															1.0
750.72	Arson - Dwelling House/ Curtilage	20 ATTEMPTS	21			1	1				2		5	10	1			1		7.4
750.72-A	Arson - Dwelling House	20 ATTEMPTS	137		2	3	5	7	8	3	8	2	20	57	14	7		1		7.1
			4			1	3													1.8
750.72-B	Arson - Dwelling House/ Curtilage	20 ATTEMPTS	7				1					1		5						6.7

NOTE: Be sure to check for related offense codes when examining a particular type of crime. They may or may not be in sequential order or even on the same page.

# C1 2014 Total Prisoner Population by Minimum Term Distribution — All Offenses

Page 22 of 25

C - 35

GRAND TOTALS			TOTAL*	.5	1	1.5	2	2.5	3	3.5	4	4.5	5	10	15	20	25	>25	LIFE	AVG
VIOLATIONS			43,337	94	1,250	2,755	5,189	1,682	2,652	919	1,621	830	2,442	7,614	4,140	2,508	1,968	2,416	5,257	9.3
ATTEMPTS			42,765	85	1,168	2,592	5,023	1,629	2,612	902	1,608	829	2,429	7,607	4,137	2,506	1,967	2,416	5,255	9.4
Max. Penalty			572	9	82	163	166	53	40	17	13	1	13	7	3	2	1		2	2.1
Compiled Laws	Offense	Max. Penalty																		
750.73	Arson - Real Property	10	44		3	4	4	3	5	3	1	1	4	11	2	2			1	5.1
	ATTEMPTS		1		1															1.0
750.731	Arson - Second Degree	20	11				2		2	1		1	1	2	2					5.8
	ATTEMPTS		1					1												2.4
750.74	Arson - Personal Property, Over \$50	4	9			1	5	1						1		1				4.1
	ATTEMPTS																			
750.741C1	Arson - Personal Property, \$1K - <\$20K	5	8		1	2	2	1	1					1						2.4
	ATTEMPTS																			
750.741D1	Arson - Personal Property, \$20K or More	10	4			3	1													1.6
	ATTEMPTS																			
750.75	Arson - Insured Property	10	5				2	1			2									2.9
	ATTEMPTS																			
750.751	Fourth Degree Arson	5	4		2	1				1										1.7
	ATTEMPTS																			
750.761A	Arson of an Insured Dwelling	LIFE	1											1						5.8
	ATTEMPTS																			
750.761B	Arson of Insured Real Property	20	1			1														1.5
	ATTEMPTS																			
750.761C	Arson of Insured Personal Property	10	1			1														1.5
	ATTEMPTS																			
750.771C1	Arson - Preparation to Burn Property, \$1K - <\$20K	5	7			3	3		1											1.9
	ATTEMPTS																			
750.771D1	Arson - Preparation to Burn Property, \$20K or More	10	5			1	1				1		1		1					4.8
	ATTEMPTS																			
750.791C1	Arson - Preparation to Burn Property, \$1K - <\$20K	5	2		2															1.0
	ATTEMPTS																			
750.791C3	Arson - Preparation to Burn Property	5	1		1															1.0
	ATTEMPTS																			
750.791D1	Arson - Preparation to Burn Property, \$20K or More	10	1				1													2.0
	ATTEMPTS																			
750.791D6	Arson - Preparation to Burn a Building	10	3			1		1	1											2.3
	ATTEMPTS																			
750.791E1	Arson - Preparation to Burn an Insured Dwelling	15	1						1											3.0
	ATTEMPTS																			
750.814	Domestic Violence - 3rd Offense	2	270		28	73	94	29	23	6	12		3	2						2.0
	ATTEMPTS		4			3	1													1.5

NOTE: Be sure to check for related offense codes when examining a particular type of crime. They may or may not be in sequential order or even on the same page.

# C1 2014 Total Prisoner Population by Minimum Term Distribution — All Offenses

Page 23 of 25

C - 36

GRAND TOTALS			TOTAL*	.5	1	1.5	2	2.5	3	3.5	4	4.5	5	10	15	20	25	>25	LIFE	AVG
VIOLATIONS			43,337	94	1,250	2,755	5,189	1,682	2,652	919	1,621	830	2,442	7,614	4,140	2,508	1,968	2,416	5,257	9.3
ATTEMPTS			42,765	85	1,168	2,592	5,023	1,629	2,612	902	1,608	829	2,429	7,607	4,137	2,506	1,967	2,416	5,255	9.4
Max. Penalty			572	9	82	163	166	53	40	17	13	1	13	7	3	2	1		2	2.1
Compiled Laws	Offense	Max. Penalty																		
750.81A	Assault - Aggravated	1 ATTEMPTS	4		1						1								2	2.3
750.81A2	Domestic Violence, Aggravated	1 ATTEMPTS	2		1						1									2.5
750.81A3	Domestic Violence, Aggravated - 2nd Offense	2 ATTEMPTS	24		5	4	7	3	2	1	2									2.0
750.81D1	Police Officer - Assault/Resist/ Obstruct	2 ATTEMPTS	222	1	21	96	45	26	15	3	9	2	1	3						1.9
750.81D2	Police Officer - Assault/Resist/ Obstruct, Causing Injury	4 ATTEMPTS	44		7	12	7	4	4	1	4	1	4							2.3
750.81D3	Police Officer - Assault/Resist/ Obstruct, Serious Impairment	15 ATTEMPTS	10				1	1			4			1	1	2				8.2
750.82	Felonious Assault	4 ATTEMPTS	342	3	33	87	128	34	30	1	12		9	2	1		1		1	2.1
			13			8	1	2	2											1.7
750.83	Assault w/ Intent to Murder	LIFE ATTEMPTS	1,494				3	3	6	3	9	10	22	306	365	235	172	229	131	18.3
			1														1			25.0
750.84	Assault w/ Intent to do Great Bodily Harm Less Than Murder	10 ATTEMPTS	1,150	4	17	33	121	64	161	67	105	27	164	306	53	8	6	5	9	5.1
			22			5	5	5	1	4	1		1							2.4
750.841B	Assault by Strangulation	10 ATTEMPTS	49		1	7	10	5	6	3	6		4	7						3.2
			24		3	6	7	6	1	1										1.9
750.85	Torture	LIFE ATTEMPTS	61						1		2			7	19	17	4	10	1	18.5
750.86	Assault w/ Intent to Maim	10 ATTEMPTS	5				1	1	2				1							3.1
750.87	Assault w/ Intent to Commit Felony	10 ATTEMPTS	6							1				4	1					8.3
			1					1												2.5
750.88	Assault w/ Intent to Rob While Unarmed	15 ATTEMPTS	102		4	8	16	6	16	2	7	3	18	11	8	1		2		5.1
			2			1		1												2.0
750.89	Assault w/ Intent to Rob While Armed	LIFE ATTEMPTS	582			2	7	9	11	22	19	21	31	171	147	66	24	27	25	11.8
750.90A	Assault - Pregnant Individual, Miscarriage/Stillbirth w/ Intent	LIFE ATTEMPTS	2												1	1				17.5
750.90BA	Assault - Pregnant Individual, Miscarriage/Stillbirth	15 ATTEMPTS	1											1						7.0
750.90DA	Pregnant Indiv. - Oper. Under Infl., Miscarriage/Stillbirth	15 ATTEMPTS	1												1					10.4

NOTE: Be sure to check for related offense codes when examining a particular type of crime. They may or may not be in sequential order or even on the same page.



# C1 2014 Total Prisoner Population by Minimum Term Distribution — All Offenses

Page 24 of 25

C - 37

GRAND TOTALS			TOTAL*	.5	1	1.5	2	2.5	3	3.5	4	4.5	5	10	15	20	25	>25	LIFE	AVG
VIOLATIONS			43,337	94	1,250	2,755	5,189	1,682	2,652	919	1,621	830	2,442	7,614	4,140	2,508	1,968	2,416	5,257	9.3
ATTEMPTS			42,765	85	1,168	2,592	5,023	1,629	2,612	902	1,608	829	2,429	7,607	4,137	2,506	1,967	2,416	5,255	9.4
Max. Penalty			572	9	82	163	166	53	40	17	13	1	13	7	3	2	1		2	2.1
Compiled Laws	Offense	Max. Penalty																		
750.91	Homicide - Attempted Murder	LIFE	26											5	9	4	5	1	2	16.1
	ATTEMPTS		1												1					10.5
752.10032	Health Care Fraud - Medically Unnecessary	4	1				1													1.9
752.10542	Copy Audio/Video for Gain - Felony	5	1		1															1.0
752.1084	Organized Retail Crime	5	21		5	9	4	2		1										1.6
752.541	Riot	10	1				1													1.6
752.542A	Prisons - Riots	10	5							1				3	1					8.2
752.7973C	Computers - Use to Commit Crime Max 2 yrs - <4 yrs	4	3		1		1		1											1.8
752.7973D	Computers - Use to Commit Crime Max 4 yrs - <10 yrs	7	54		1	8	13	6	4	3	2	1	11	4	1					3.3
752.7973E	Computers - Use to Commit Crime Max 10 yrs - <20 yrs	10	2				1		1											2.4
752.7973F	Computers - Use to Commit Crime Max 20 yrs or More	20	3										1							3.2
752.811A	Breaking & Entering - Coin Operated Device	3	18					1	1		3		3	7	2	1				6.8
767A.91A	Prosecutor's Investigative Perjury	15	2			1		1												1.9
767A.91B	Prosecutor's Investigative Subpoena Perjury	LIFE	10				1	1	1		1		2	3	1					2.5
769.12	Habitual Offender - 4th Offense	LIFE	12																12	5.8
771.3F	Tampering with Electronic Monitoring Device	2	7			1	5	1												1.8
800.281	Prisons - Furnish Contraband to Prisoner	5	1																1	
800.2811	Prisons - Furnish Contraband to Prisoner in Prison	5	2			1													1	1.4
800.2813	Prisons - Bring Contraband Into Prison	5	1				1													2.0

NOTE: Be sure to check for related offense codes when examining a particular type of crime. They may or may not be in sequential order or even on the same page.

# C1 2014 Total Prisoner Population by Minimum Term Distribution — All Offenses

Page 25 of 25

C - 38

			TOTAL*	.5	1	1.5	2	2.5	3	3.5	4	4.5	5	10	15	20	25	>25	LIFE	AVG
GRAND TOTALS			43,337	94	1,250	2,755	5,189	1,682	2,652	919	1,621	830	2,442	7,614	4,140	2,508	1,968	2,416	5,257	9.3
VIOLATIONS			42,765	85	1,168	2,592	5,023	1,629	2,612	902	1,608	829	2,429	7,607	4,137	2,506	1,967	2,416	5,255	9.4
ATTEMPTS			572	9	82	163	166	53	40	17	13	1	13	7	3	2	1		2	2.1
Compiled Laws	Offense	Max. Penalty																		
800.2814	Prisons - Prisoner Possessing Contraband	5 ATTEMPTS	5			1	2	1			1								1	2.3
800.283	Prisons - Weapons	5 ATTEMPTS	2											1					1	6.0
800.2834	Prisons - Prisoner Possessing Weapon	5 ATTEMPTS	47		2	8	21	5	5	1	2		1		1				1	2.4
800.283A	Prisons - Furnish Cellphone to Prisoner	5 ATTEMPTS	3			2	1													1.6
801.2622	Jails - Prisoner Possess Weapon	5 ATTEMPTS	1		1															1.0
801.262A2	Jails - Prisoner Possessing a Cell Phone	5 ATTEMPTS	10			3	3	1	1		1			1						2.5
801.2631	Jails - Prisoner Possessing to Prisoner	5 ATTEMPTS	1				1													2.0
801.2632	Jails - Furnish Contraband	5 ATTEMPTS	5			1	3					1								2.2
801.2632	Jails - Prisoner Possessing Contraband	5 ATTEMPTS	11		2	5	2	1	1											1.6

\* Sentences with insufficient information = 22.

NOTES: Be sure to check for related offense codes when examining a particular type of crime. They may or may not be in sequential order or even on the same page.  
 Largest minimum term is reported for prisoners with multiple offenses.  
 When minimum terms exceed maximum penalties, that may be due to anomalies in criminal justice practices, habitualized offenses, database errors, etc.  
 Each minimum term category is rounded up from the preceding category (for example, the ten-year category includes all minimums longer than five years up to exactly ten years).  
 Minimum term averages are based on raw data (with life sentences excluded from the calculations).  
 HYTA cases are included in the data.

Source: Offender Management Network Information (OMNI)

# C1a 2014 Total Prisoner Population by Minimum Term Distribution — Non-Assaultive Offenses

Page 1 of 11

C - 39

GRAND TOTALS			TOTAL	.5	1	1.5	2	2.5	3	3.5	4	4.5	5	10	15	20	25	>25	LIFE	AVG
VIOLATIONS			9,168	46	689	1,445	3,063	695	936	249	494	83	671	592	108	28	13	21	35	3.0
ATTEMPTS			8,982	42	652	1,370	3,022	687	926	249	492	82	667	590	108	28	13	21	33	3.0
Max. Penalty			186	4	37	75	41	8	10		2	1	4	2					2	1.7
Compiled Laws	Offense	Max. Penalty																		
28.2951B-A	State ID Card - Alter/Forge/Use to Commit Felony or Misdemeanor	5 ATTEMPTS	1		1															.8
28.2952-A	State ID Card - Alter/Forge Intent to Deliver/Possess 2 or More	5 ATTEMPTS	1	1																.5
28.729	Sex Offender - Fail to Register	4 ATTEMPTS	111		13	52	27	8	4	2	3		1	1						1.7
			3			3														1.4
28.7291A	Sex Offender - Fail to Register	4 ATTEMPTS	2			1					1									2.7
28.7291B	Sex Offender - Fail to Register, 2nd Offense	7 ATTEMPTS	29		3	8	11	2	2		2		1							2.0
28.7291C	Sex Offender - Fail to Register, 3rd Offense	10 ATTEMPTS	12		3	5	2	1	1											1.6
28.7292	Sex Offenders - Failure to Comply w/Duties	MISD ATTEMPTS	30		6	16	5	1	1		1									1.5
168.937	Election Law - Forgery	5 ATTEMPTS	1					1												2.5
205.4282	Tobacco Products Tax Act Violation Felony	5 ATTEMPTS	1				1													1.9
257.254	Motor Vehicle Code - Intent to Pass False Title	10 ATTEMPTS	5		1	1	1	1	1											2.0
257.257	License Documents/Plates - Forgery	5 ATTEMPTS	7			4	1		1	1										1.9
257.3107A	Driver's License - Forge w/ Intent to Commit Crime Max 10 Yrs+	10 ATTEMPTS	1					1												2.4
257.6256	Operating Vehicle Intoxicated, Impaired - 3rd Felony	5 ATTEMPTS	1								1									4.0
257.6256D	Operating Vehicle Intoxicated, Contr. Sub. - 3rd Offense	5 ATTEMPTS	781	5	101	227	222	74	82	21	35		7	7						2.0
			1			1														1.5
257.6257A2	Operating Vehicle Intoxicated, w/ Occupant <16 - 2nd+ Offense	5 ATTEMPTS	15		1	4	6	2			1		1							2.1
257.903	Motor Vehicle Code, False Certification	5 ATTEMPTS	1				1													2.0
257.9041B	Operate - Allow Suspended/Revoked/Denied to Operate	MISD ATTEMPTS	1					1												2.4
289.51072	Food Law - Felony Violations	4 ATTEMPTS	1			1														1.2

NOTE: Be sure to check for related offense codes when examining a particular type of crime. They may or may not be in sequential order or even on the same page.

# C1a 2014 Total Prisoner Population by Minimum Term Distribution — Non-Assaultive Offenses

Page 2 of 11

C - 40

			TOTAL	.5	1	1.5	2	2.5	3	3.5	4	4.5	5	10	15	20	25	>25	LIFE	AVG
GRAND TOTALS			9,168	46	689	1,445	3,063	695	936	249	494	83	671	592	108	28	13	21	35	3.0
VIOLATIONS			8,982	42	652	1,370	3,022	687	926	249	492	82	667	590	108	28	13	21	33	3.0
ATTEMPTS			186	4	37	75	41	8	10		2	1	4	2					2	1.7
Compiled Laws	Offense	Max. Penalty																		
324.21571C1	State Land - Trespass/Damages, \$1K - <\$20K	5 ATTEMPTS	1			1														1.5
400.601-B	Fraud - Welfare, Over \$500	4 ATTEMPTS	1				1													1.8
400.602-B	Fraud - Welfare, Failure to Inform, Over \$500	4 ATTEMPTS	1			1														1.1
445.4332	Buy/Sell Stolen Non Ferrous Metals - 1st Offense	5 ATTEMPTS	3			1	2													1.8
445.65	Identity Theft	5 ATTEMPTS	1		1															1.0
445.65	Identity Theft	5 ATTEMPTS	45	1	5	8	19	4	6		2									1.9
445.65A	Identity Theft - Second Offense	10 ATTEMPTS	2				1		1											2.3
445.65B	Identity Theft - Third Offense	15 ATTEMPTS	1				1													2.0
445.67	Identity Theft - Obtain/Possess/Transfer ID w/ Intent	5 ATTEMPTS	5		3		2													1.4
500.45111	Insurance - Fraudulent Acts	4 ATTEMPTS	2		1	1														1.2
750.110	Breaking & Entering - Bldg. w/ Intent	15 ATTEMPTS	766	10	36	103	172	75	118	44	54	10	43	75	12	7	1	4	2	3.5
750.110-A	Breaking & Entering - Unoccupied Bldg. w/ Intent	10 ATTEMPTS	44		10	15	13	2	2				1	1					1	1.8
750.110-B	Breaking & Entering - Occupied Bldg. w/ Intent	15 ATTEMPTS	10			1	2		2				4				1			7.4
750.110A3	Home Invasion - 2nd Degree	15 ATTEMPTS	1				2	2	4		2		5	5	1	2		4		10.2
750.110A4	Home Invasion - 3rd Degree	5 ATTEMPTS	1										1	1						7.0
750.111	Breaking & Entering - Entry w/o Breaking, w/ Intent	5 ATTEMPTS	1,781	6	64	97	316	171	290	70	201	49	186	278	42	7	2	1	1	3.9
750.116	Burglar's Tools - Possess	10 ATTEMPTS	33		4	14	9	2	2		2									1.8
750.1227A	Witness - Bribe/Intimidate/Interfere	4 ATTEMPTS	147	1	12	49	50	13	12	5	4		1							1.9
750.1313A1	Check - Non-Sufficient Funds, Less than \$100	MISD ATTEMPTS	45		7	9	17	5	4		2		1							2.0
			1				1													2.0
			52	1	2	11	11	10	4	3	4	1	1	1		1	1		1	3.1
			10			3	4		1	1				1						2.8
			1		1															1.0

NOTE: Be sure to check for related offense codes when examining a particular type of crime. They may or may not be in sequential order or even on the same page.

# C1a 2014 Total Prisoner Population by Minimum Term Distribution — Non-Assaultive Offenses

Page 3 of 11

C - 41

GRAND TOTALS			TOTAL	.5	1	1.5	2	2.5	3	3.5	4	4.5	5	10	15	20	25	>25	LIFE	AVG
VIOLATIONS			9,168	46	689	1,445	3,063	695	936	249	494	83	671	592	108	28	13	21	35	3.0
ATTEMPTS			8,982	42	652	1,370	3,022	687	926	249	492	82	667	590	108	28	13	21	33	3.0
Max. Penalty			186	4	37	75	41	8	10		2	1	4	2					2	1.7
Compiled Laws	Offense	Max. Penalty																		
750.1313C	Check - Non-Sufficient Funds, \$500 or more	2 ATTEMPTS	4				3	1												2.1
750.131A1	Check - No Account	2 ATTEMPTS	3		1	1	1													1.4
750.131A2	Check - Non-Sufficient Funds, Three w/in 10 days	2 ATTEMPTS	1						1											2.8
750.147B	Ethnic Intimidation	2 ATTEMPTS	1					1												2.3
750.157A	Compounding Offenses	5 ATTEMPTS	4												2				2	13.5
750.157N1	Financial Transaction Device - Steal/Retain w/o Consent	4 ATTEMPTS	42		13	8	10	4	4		3									1.8
750.157N2	Financial Transaction Device - Possess Fraudulent One	4 ATTEMPTS	1		1	1														1.3
750.157P	Financial Transaction Device - Possess w/ Intent to Use/Sell	4 ATTEMPTS	2		1	1														1.2
750.157Q	Financial Transaction Device - Illegal Sale/Use	4 ATTEMPTS	5		1	2	2													1.5
750.157V	Financial Transaction Device - False ID	4 ATTEMPTS	18	1	3	6	6	1	1											1.5
750.157W1C1	Financial Trans. Device - Fraud Withdraw/Transfer, \$1K - <\$20K	5 ATTEMPTS	2		1		1													1.5
750.159I1	Criminal Enterprise - Conduct	20 ATTEMPTS	3				3													1.8
750.159I2	Criminal Enterprise - Acquire/Maintain	20 ATTEMPTS	127			2	2	7	9	3	6	7	14	49	19	5	4			7.8
750.159I3	Criminal Enterprise - Racketeering Proceeds	20 ATTEMPTS	2			1		1						2						1.8
750.159I4-A	Criminal Enterprise - Conspiracy	20 ATTEMPTS	4						1		1									4.7
750.160	Dead Bodies - Disinterment and Mutilation	10 ATTEMPTS	2										1		1					8.5
750.161	Desertion/Abandon/Non-Support	3 ATTEMPTS	6									2	2	2						6.5
750.165	Child Support - Fail to Pay	4 ATTEMPTS	1				1													2.0
			5		1		4													1.8
			53		6	20	16	6	3	1	1									1.8
			1			1														1.3

NOTE: Be sure to check for related offense codes when examining a particular type of crime. They may or may not be in sequential order or even on the same page.

# C1a 2014 Total Prisoner Population by Minimum Term Distribution — Non-Assaultive Offenses

Page 4 of 11

C - 42

GRAND TOTALS			TOTAL	.5	1	1.5	2	2.5	3	3.5	4	4.5	5	10	15	20	25	>25	LIFE	AVG
VIOLATIONS			9,168	46	689	1,445	3,063	695	936	249	494	83	671	592	108	28	13	21	35	3.0
ATTEMPTS			8,982	42	652	1,370	3,022	687	926	249	492	82	667	590	108	28	13	21	33	3.0
Max. Penalty			186	4	37	75	41	8	10		2	1	4	2					2	1.7
Compiled Laws	Offense	Max. Penalty																		
750.174-B	Embezzlement - Agent or Trustee, Over \$100K	10 ATTEMPTS	1		1															1.0
750.1744A	Embezzle - Agent or Trustee, \$1K - <\$20K	5 ATTEMPTS	9 1	1	1	3	1 1	1	2											1.8 1.7
750.1745A	Embezzle - Agent or Trustee, \$20K - <\$50K	10 ATTEMPTS	10		1	1	2		1		2			3						3.6
750.1746	Embezzle - \$50K - <\$100K	15 ATTEMPTS	8		1		3		2	1				1						2.8
750.1747	Embezzlement - \$100K or More	15 ATTEMPTS	32			1	2	3	7	1	4	2	4	6	2					4.7
750.174A4A	Embezzlement - From Vulnerable Adult, \$1K - <\$20K	5 ATTEMPTS	9			2	6	1												1.9
750.174A5A	Embezzlement - From Vulnerable Adult, \$20K or More	10 ATTEMPTS	2			1								1						4.1
750.174A6A	Embezzlement - From Vulnerable Adult, \$50K - <\$100K	15 ATTEMPTS	1				1													1.6
750.180	Embezzle - Financial Institutions	20 ATTEMPTS	1										1							5.0
750.1814A	Embezzle - Jointly Held Property, \$1K - <\$20K	5 ATTEMPTS	1						1											3.0
750.183-A	Escape - Aiding Prisoner - Felony	7 ATTEMPTS	1											1						10.0
750.186A	Escape - Juvenile Facility	4 ATTEMPTS	1 1				1													1.9 1.1
750.193	Escape - Prison	5 ATTEMPTS	4 1				3												1 1	2.0
750.1952	Escape - From Felony Jail Sentence	4 ATTEMPTS	9			3	1	4		1										2.1
750.1972	Escape - Awaiting Trial for Felony	4 ATTEMPTS	6				3		2		1									2.7
750.199A	Bond - Abscond or Forfeit	4 ATTEMPTS	11			3	4	2	2											2.0
750.2153	Impersonate Peace Officer to Commit Crime	4 ATTEMPTS	1		1															1.0
750.218	False Pretenses w/ Intent to Defraud	10 ATTEMPTS	1											1						8.0

NOTE: Be sure to check for related offense codes when examining a particular type of crime. They may or may not be in sequential order or even on the same page.

# C1a 2014 Total Prisoner Population by Minimum Term Distribution — Non-Assaultive Offenses

Page 5 of 11

C - 43

			TOTAL	.5	1	1.5	2	2.5	3	3.5	4	4.5	5	10	15	20	25	>25	LIFE	AVG
GRAND TOTALS			9,168	46	689	1,445	3,063	695	936	249	494	83	671	592	108	28	13	21	35	3.0
VIOLATIONS			8,982	42	652	1,370	3,022	687	926	249	492	82	667	590	108	28	13	21	33	3.0
ATTEMPTS			186	4	37	75	41	8	10		2	1	4	2					2	1.7
Compiled Laws	Offense	Max. Penalty																		
750.218-B	False Pretenses - Over \$100	10 ATTEMPTS	5				1			1			2					1		9.1
750.2184A	False Pretenses - \$1K - <\$20K	5 ATTEMPTS	25 3		1	5 2	11	1	2		5									2.3 2.6
750.2185A	False Pretenses - \$20K or More	10 ATTEMPTS	16			1	2	1	5	1	1		2	3						4.0
750.2185B	False Pretenses - \$1K - <\$20K - 3rd+ Offense	10 ATTEMPTS	1											1						6.0
750.2186A	False Pretenses - \$5K - <\$100K	15 ATTEMPTS	2 1			1				1										2.3 1.7
750.2241-A	Weapons - Dangerous Weapon, Misc.	5 ATTEMPTS	5 1		2	1 1	1	1												1.6 1.3
750.224A	Weapons - Taser, Possession or Sale Taser	4 ATTEMPTS	4		2	1	1													1.4
750.224B	Weapons - Firearms, Short-Barrel Shotgun/Rifle	5 ATTEMPTS	7		1		3		1	1				1						3.0
750.224F	Weapons - Firearms, Possession by Felon	5 ATTEMPTS	375 1		27	42	81	32	75	25	27	1	15	27	11	1	3	5	3	4.0 .5
750.224F6	Weapons - Ammunition - Possession by Felon	5 ATTEMPTS	2		2															.7
750.226	Weapons - Dangerous Weapon, Carry w/ Unlawful Intent	5 ATTEMPTS	23			4	7	3	3		1		2					1	2	5.7
750.227	Weapons - Carry Concealed	5 ATTEMPTS	230 19	4 1	40 10	41 6	70 1	20 1	25	11	12		3	2				1	1	2.2 1.2
750.227B-A	Weapons - Felony Firearm	2 ATTEMPTS	1,167		1		1,165							1						2.0
750.227B-B	Weapons - Felony Firearm - 2nd Offense	5 ATTEMPTS	314										314							5.0
750.227B-C	Weapons - Felony Firearm - 3rd Offense	10 ATTEMPTS	28											28						10.0
750.227C	Weapons - Firearms, Possess Loaded in Vehicle	2 ATTEMPTS	1																1	
750.227G9A	Weapons - Body Armor - Possess/Use by Violent Felon	4 ATTEMPTS	1			1														1.5
750.237A1	Weapon - Free School Zones, General Felony Violations	5 ATTEMPTS	2		1		1													1.5

NOTE: Be sure to check for related offense codes when examining a particular type of crime. They may or may not be in sequential order or even on the same page.

# C1a 2014 Total Prisoner Population by Minimum Term Distribution — Non-Assaultive Offenses

Page 6 of 11

C - 44

GRAND TOTALS			TOTAL	.5	1	1.5	2	2.5	3	3.5	4	4.5	5	10	15	20	25	>25	LIFE	AVG
VIOLATIONS			9,168	46	689	1,445	3,063	695	936	249	494	83	671	592	108	28	13	21	35	3.0
ATTEMPTS			8,982	42	652	1,370	3,022	687	926	249	492	82	667	590	108	28	13	21	33	3.0
Max. Penalty			186	4	37	75	41	8	10		2	1	4	2					2	1.7
Compiled Laws	Offense																			
750.248	Forgery	14	38		2	8	14		6	1		1	3	2		1				3.2
	ATTEMPTS		3			1	1	1												2.0
750.249	Utter & Publish	14	257		30	60	86	19	27	4	11	1	6	10	3					2.4
	ATTEMPTS		15		3	5	4	1	2											1.7
750.251	Forge Bank Bills/Promissory Notes	7	1							1										3.2
	ATTEMPTS																			
750.253	Utter & Publish - Counterfeit Bills/Notes	5	4		1	1	1	1												1.6
	ATTEMPTS																			
750.254	Utter & Publish - Possess Counterfeit Bank/State/Bills	5	1			1														1.5
	ATTEMPTS																			
750.255	Counterfeiting - Possess Tools	10	1					1												2.5
	ATTEMPTS																			
750.260	Counterfeiting - Coins/Possess 5 or more	LIFE	2				1		1											2.5
	ATTEMPTS																			
750.261	Counterfeiting - Coins/Possess Less than 5	10	1			1														1.2
	ATTEMPTS																			
750.300A1B	Food Stamps - Fraud, Greater than \$250-<\$1K	5	2			2														1.3
	ATTEMPTS																			
750.356	Larceny	10	1										1							5.0
	ATTEMPTS																			
750.356-A	Larceny - Over \$100 (obsolete)	5	2				1		1											2.5
	ATTEMPTS																			
750.3562A	Larceny - \$20K or More	10	17		2	3	7	1	1		1		1	1						2.3
	ATTEMPTS		1			1														1.3
750.3563A	Larceny - \$1K - <\$20K	5	62	3	4	16	21	8	6	1	1				2					2.2
	ATTEMPTS		2			2														1.3
750.3563B	Larceny - \$200 - <\$1K - 2nd+ Offense	5	6		1	1	2		2											2.0
	ATTEMPTS																			
750.356A	Larceny - From Motor Vehicle	10	2				2													2.0
	ATTEMPTS		1			1														1.2
750.356A-A	Larceny - From Motor Vehicle	5	1				1													2.0
	ATTEMPTS																			
750.356A-B	Breaking & Entering - Vehicle Steal Prop. Over \$5	5	2						1	1										3.3
	ATTEMPTS																			
750.356A-C	Breaking & Entering - Vehicle w/ Damage	5	1		1															1.0
	ATTEMPTS																			

NOTE: Be sure to check for related offense codes when examining a particular type of crime. They may or may not be in sequential order or even on the same page.



# C1a 2014 Total Prisoner Population by Minimum Term Distribution — Non-Assaultive Offenses

Page 7 of 11

C - 45

GRAND TOTALS			TOTAL	.5	1	1.5	2	2.5	3	3.5	4	4.5	5	10	15	20	25	>25	LIFE	AVG
VIOLATIONS			9,168	46	689	1,445	3,063	695	936	249	494	83	671	592	108	28	13	21	35	3.0
ATTEMPTS			8,982	42	652	1,370	3,022	687	926	249	492	82	667	590	108	28	13	21	33	3.0
Max. Penalty			186	4	37	75	41	8	10		2	1	4	2					2	1.7
Compiled Laws	Offense	Max. Penalty																		
750.356A1	Larceny - From Motor Vehicle	5	57		8	19	15	5	8	1	1									1.8
	ATTEMPTS		1		1															1.0
750.356A2C1	Breaking & Entering - Vehicle/Semi-Trailer/House Trailer, \$1K - <\$20K	5	3			1	2													1.7
750.356A2C2	Breaking & Entering - Vehicle/Semi-Trailer/House Trailer, \$200-<\$1K - 2nd+Ofns	5	1			1														1.5
750.356A3	Breaking & Entering - Vehicle Semi-Trailer/House Trailer, w/ Damage	5	31		7	12	6	2	1		2	1								1.8
	ATTEMPTS		1	1																.5
750.356B	Breaking & Entering - Coin Telephone	4	1		1															1.0
	ATTEMPTS																			
750.356C	Retail Fraud - 1st Degree	5	482	1	65	135	134	52	50	7	35		3							2.0
	ATTEMPTS		3			1	1		1											2.0
750.356D	Retail Fraud - 2nd Degree	1	3			1					1		1							3.5
	ATTEMPTS																			
750.357	Larceny from Person	10	234	1	20	42	61	23	29	5	17	2	11	21	1		1			2.8
	ATTEMPTS		10	1	1	4	3		1											1.5
750.357B	Weapons - Firearms - Larceny	5	19		2	2	8		3	1	1		1	1						2.7
	ATTEMPTS																			
750.360	Larceny in Building	4	210	2	22	64	69	24	20	1	5			3						1.9
	ATTEMPTS		5		1	4														1.2
750.3622A	Larceny by Conversion, \$20K or More	10	5		1		1		1		2									2.6
	ATTEMPTS																			
750.3623A	Larceny by Conversion, \$1K - <\$20K	5	15			5	5		1	3				1						2.4
	ATTEMPTS		1			1														1.5
750.362A	Fail to Return Rented Property Over \$100 (obsolete)	10	1											1						10.0
	ATTEMPTS																			
750.362A3A	Fail to Return Rented Property, \$1K - <\$20K	5	2			1	1													1.8
	ATTEMPTS																			
750.3633A	Larceny by False Personation, \$1K - <\$20K	5	1			1														1.5
	ATTEMPTS																			
750.377A1A1	Malicious Destruction Pers. Prop., \$20K Or More	10	3					1	1		1									3.2
	ATTEMPTS																			
750.377A1B1	Malicious Destruction Pers. Prop., \$1K - <\$20K	5	36	1	4	8	9	5	2	1	2		4							2.3
	ATTEMPTS		1				1													1.7
750.377A1B2	Malicious Destruction Pers. Prop., \$200 - <\$1K - 2nd+ Offense	5	1		1															.8
	ATTEMPTS																			

NOTE: Be sure to check for related offense codes when examining a particular type of crime. They may or may not be in sequential order or even on the same page.

# C1a 2014 Total Prisoner Population by Minimum Term Distribution — Non-Assaultive Offenses

Page 8 of 11

C - 46

GRAND TOTALS			TOTAL	.5	1	1.5	2	2.5	3	3.5	4	4.5	5	10	15	20	25	>25	LIFE	AVG
VIOLATIONS			9,168	46	689	1,445	3,063	695	936	249	494	83	671	592	108	28	13	21	35	3.0
ATTEMPTS			8,982	42	652	1,370	3,022	687	926	249	492	82	667	590	108	28	13	21	33	3.0
Max. Penalty			186	4	37	75	41	8	10		2	1	4	2					2	1.7
Compiled Laws	Offense	Max. Penalty																		
750.3802A	Malicious Destruction of Bldg., \$20K or More	10 ATTEMPTS	1								1									3.9
750.3803A	Malicious Destruction of Bldg., \$1K - <\$20K	5 ATTEMPTS	27	1	8	7	5	4			1			1						1.8
750.3821C1	Mal. Destr. Trees/Shrubs/etc. \$1K - <\$20K	5 ATTEMPTS	2				2													2.0
750.383A	Malicious Destruction of Prop., Utility Prop.	4 ATTEMPTS	6		2		2		1		1									2.2
750.3875A	Malicious Destruction of Tombs/Memorials, \$1K - <\$20K	5 ATTEMPTS	1				1													1.9
750.411A1B	False Report of Felony	4 ATTEMPTS	8		1	5	1		1											1.5
			1			1														1.1
750.411A3A	False Report/Threat of Bomb/Harmful Device	4 ATTEMPTS	4				3		1											2.1
750.411U	Gang Membership - Assoc/Member Commit/Attempt Felony	20 ATTEMPTS	14				1	1		5	1			6						4.8
750.413	Motor Vehicle - Unlawful Drive Away	5 ATTEMPTS	217		26	48	72	23	25	6	7		1	6	1				2	2.2
			7		3		3					1								1.8
750.414	Motor Vehicle - Unlawful Use	2 ATTEMPTS	16			8	5	1	2											1.8
750.4152	Motor Vehicle - Conceal/Misrep. Identity to Mislead	4 ATTEMPTS	1		1															1.0
750.422	Perjury - Court Proceeding	LIFE ATTEMPTS	3					1					1					1		12.5
750.422-A	Perjury - Court Proceeding, Capital Crime	LIFE ATTEMPTS	6				2				1			1	1	1				7.8
750.422-B	Perjury - Court Proceeding	15 ATTEMPTS	6		1		2						2	1						3.6
750.424-B	Perjury - Subornation, Court Proceeding	15 ATTEMPTS	3						2				1							3.7
750.425	Perjury - Incite/Procure	5 ATTEMPTS	1															1		30.0
750.425-B	Perjury - Incite/Procure, Court Proceeding	5 ATTEMPTS	1				1													1.6
750.451-D	Prostitution - 3rd+ Offense	2 ATTEMPTS	3			3														1.2

NOTE: Be sure to check for related offense codes when examining a particular type of crime. They may or may not be in sequential order or even on the same page.

# C1a 2014 Total Prisoner Population by Minimum Term Distribution — Non-Assaultive Offenses

Page 9 of 11

C - 47

			TOTAL	.5	1	1.5	2	2.5	3	3.5	4	4.5	5	10	15	20	25	>25	LIFE	AVG
GRAND TOTALS			9,168	46	689	1,445	3,063	695	936	249	494	83	671	592	108	28	13	21	35	3.0
VIOLATIONS			8,982	42	652	1,370	3,022	687	926	249	492	82	667	590	108	28	13	21	33	3.0
ATTEMPTS			186	4	37	75	41	8	10		2	1	4	2					2	1.7
Compiled Laws	Offense	Max. Penalty																		
750.457	Prostitution - Accept Earnings	20	3			1			2											2.4
	ATTEMPTS																			
750.4792C2	Lying to Peace Officer - 4 Year or More Crime Investigation	2	1			1														1.2
	ATTEMPTS																			
750.4792D2	Lying to Peace Officer - Violent Crime Investigation	4	1				1													1.9
	ATTEMPTS																			
750.483A6B	Tamper w/ Evidence - Criminal Case Max >10 yr Term	10	5			1			1	1			1	1						4.1
	ATTEMPTS																			
750.49-C	Animals - Fighting, Possess Equipment	4	1				1													1.9
	ATTEMPTS																			
750.505	Common Law Offenses	5	1															1		40.0
	ATTEMPTS																			
750.505-A	Obstruction of Justice	5	11	1		3	3	2						1	1					3.3
	ATTEMPTS		1										1							5.0
750.505-B	Accessory After the Fact to Felony	5	21		2	6	5	1	3	1	1		2							2.3
	ATTEMPTS		1			1														1.5
750.505-C	Common Law Offenses	5	2		1	1														1.2
	ATTEMPTS																			
750.50B	Animals - Kill/Torture	4	2			2														1.4
	ATTEMPTS		1			1														1.3
750.535	Stolen Prop. - Receive & Conceal (Obsolete)	10	2				1											1		16.0
	ATTEMPTS																			
750.535-A	Stolen Prop. - Receive & Conceal, >\$100 (Obsolete)	5	7			1	3		1	1					1					4.0
	ATTEMPTS																			
750.5352A	Stolen Prop. - Receive & Conceal, \$20K or More	10	18		1	3	8	1	1					3	1					3.6
	ATTEMPTS																			
750.5352B	Stolen Prop. - Receive & Conceal, \$1K - <\$20K - 3rd+ Offense	10	6		2		1		1	1				1						2.8
	ATTEMPTS																			
750.5353A	Stolen Prop. - Receive & Conceal, \$1K - <\$20K	5	131	1	14	41	38	10	13	4	3		2	3	1	1				2.3
	ATTEMPTS		1		1															1.0
750.5353B	Stolen Prop. - Receive & Conceal, \$200 - <\$1K - 2nd+ Offense	5	1			1														1.5
	ATTEMPTS																			
750.5357	Stolen Prop. - Receive & Conceal, Motor Vehicle	5	141		34	39	38	8	6	3	9	2		1		1				2.0
	ATTEMPTS		5		2	2			1											1.4
750.535A2	Motor Vehicles - Operate Chop Shop	10	13		2	4	3	1	2					1						2.2
	ATTEMPTS																			

NOTE: Be sure to check for related offense codes when examining a particular type of crime. They may or may not be in sequential order or even on the same page.

# C1a 2014 Total Prisoner Population by Minimum Term Distribution — Non-Assaultive Offenses

Page 10 of 11

C - 48

			TOTAL	.5	1	1.5	2	2.5	3	3.5	4	4.5	5	10	15	20	25	>25	LIFE	AVG
GRAND TOTALS			9,168	46	689	1,445	3,063	695	936	249	494	83	671	592	108	28	13	21	35	3.0
VIOLATIONS			8,982	42	652	1,370	3,022	687	926	249	492	82	667	590	108	28	13	21	33	3.0
ATTEMPTS			186	4	37	75	41	8	10		2	1	4	2					2	1.7
Compiled Laws	Offense	Max. Penalty																		
750.535B	Weapons - Firearms, Receive & Conceal	10 ATTEMPTS	42		1	7	19	7	4	1		1		2						2.3
750.539D	Eavesdropping - Install/Use	2 ATTEMPTS	1			1														1.5
750.5405A	Interfere w/ Electronic Communications	2 ATTEMPTS	16		1	9	1	3	1				1							1.2
750.543M	Terrorism - False Report or Threat	20 ATTEMPTS	9			1		1	1					5	1					1.8
750.552c	Trespass Upon Key Facility	4 ATTEMPTS	1		1															6.9
752.10032	Health Care Fraud - Medically Unnecessary	4 ATTEMPTS	1				1													4.8
752.10542	Copy Audio/Video for Gain - Felony	5 ATTEMPTS	1		1															1.0
752.1084	Organized Retail Crime	5 ATTEMPTS	21		5	9	4	2		1										1.0
752.7973C	Computers - Use to Commit Crime Max 2 yrs - <4 yrs	4 ATTEMPTS	3		1		1		1											1.6
752.7973D	Computers - Use to Commit Crime Max 4 yrs - <10 yrs	7 ATTEMPTS	54		1	8	13	6	4	3	2	1	11	4	1					1.8
752.7973E	Computers - Use to Commit Crime Max 10 yrs - <20 yrs	10 ATTEMPTS	2				1		1											3.3
752.7973F	Computers - Use to Commit Crime Max 20 yrs or More	20 ATTEMPTS	3										1							2.4
752.811A	Breaking & Entering - Coin Operated Device	3 ATTEMPTS	18					1	1		3		3	7	2	1				3.2
767A.91A	Prosecutor's Investigative Perjury	15 ATTEMPTS	2			1		1												6.8
767A.91B	Prosecutor's Investigative Subpoena Perjury	LIFE ATTEMPTS	2				1		1											1.9
769.12	Habitual Offender - 4th Offense	LIFE ATTEMPTS	10				1	1	1		1		2	3	1					2.5
771.3F	Tampering with Electronic Monitoring Device	2 ATTEMPTS	12															12		5.8
800.281	Prisons - Furnish Contraband to Prisoner	5 ATTEMPTS	7			1	5	1												1.8
			1																1	

NOTE: Be sure to check for related offense codes when examining a particular type of crime. They may or may not be in sequential order or even on the same page.

# C1a 2014 Total Prisoner Population by Minimum Term Distribution — Non-Assaultive Offenses

Page 11 of 11

C - 49

			TOTAL	.5	1	1.5	2	2.5	3	3.5	4	4.5	5	10	15	20	25	>25	LIFE	AVG
GRAND TOTALS			9,168	46	689	1,445	3,063	695	936	249	494	83	671	592	108	28	13	21	35	3.0
VIOLATIONS			8,982	42	652	1,370	3,022	687	926	249	492	82	667	590	108	28	13	21	33	3.0
ATTEMPTS			186	4	37	75	41	8	10		2	1	4	2					2	1.7
Compiled Laws	Offense	Max. Penalty																		
800.2811	Prisons - Furnish Contraband to Prisoner in Prison	5 ATTEMPTS	2			1													1	1.4
800.2813	Prisons - Bring Contraband Into Prison	5 ATTEMPTS	1				1													2.0
800.2814	Prisons - Prisoner Possessing Contraband	5 ATTEMPTS	5 1			1	2	1			1								1	2.3
800.283	Prisons - Weapons	5 ATTEMPTS	2											1					1	6.0
800.2834	Prisons - Prisoner Possessing Weapon	5 ATTEMPTS	47 3		2	8 2	21 1	5	5	1	2		1		1				1	2.4 1.6
800.283A	Prisons - Furnish Cellphone to Prisoner	5 ATTEMPTS	1		1															1.0
801.2622	Jails - Prisoner Possess Weapon	5 ATTEMPTS	10			3	3	1	1		1			1						2.5
801.262A2	Jails - Prisoner Possessing a Cell Phone	5 ATTEMPTS	1				1													2.0
801.2631	Jails - Furnish Contraband to Prisoner	5 ATTEMPTS	5			1	3					1								2.2
801.2632	Jails - Prisoner Possessing Contraband	5 ATTEMPTS	11		2	5	2	1	1											1.6

NOTES: Be sure to check for related offense codes when examining a particular type of crime. They may or may not be in sequential order or even on the same page.  
Largest minimum term is reported for prisoners with multiple offenses.  
When minimum terms exceed maximum penalties, that may be due to anomalies in criminal justice practices, habitualized offenses, database errors, etc.  
Each minimum term category is rounded up from the preceding category (for example, the ten-year category includes all minimums longer than five years up to exactly ten years).  
Minimum term averages are based on raw data (with life sentences excluded from the calculations).  
HYTA cases are included in the data.

Source: Offender Management Network Information (OMNI)

# C1b 2014 Total Prisoner Population by Minimum Term Distribution — Drug Offenses

Page 1 of 3

C - 50

			TOTAL	.5	1	1.5	2	2.5	3	3.5	4	4.5	5	10	15	20	25	>25	LIFE	AVG
GRAND TOTALS			3,312	14	215	420	585	175	369	98	165	153	190	645	129	61	19	13	61	4.5
VIOLATIONS			3,234	10	189	407	564	173	363	97	164	153	188	644	129	60	19	13	61	4.5
ATTEMPTS			78	4	26	13	21	2	6	1	1		2	1		1				2.0
Compiled Laws	Offense	Max. Penalty																		
333.177643	Contr. Sub. - Sale of Adulterated/ Misbranded Drugs	2 ATTEMPTS	1				1													2.0
333.17766C1	Contr. Sub. - Ephedrine/ Pseudoephedrine Posses >12 gr	2 ATTEMPTS	1			1														1.3
333.73413	Contr. Sub. - Imitation Mfg/ Distribution	2 ATTEMPTS	6			1	1	3	1											2.3
333.74012A	Contr. Sub. - Del/Mfg (Narcotic or Cocaine)	LIFE ATTEMPTS	1			1														1.5
333.74012A1	Contr. Sub. - Del/Mfg 1,000+ Grams (Narc. or Cocaine)	LIFE ATTEMPTS	148 1						1		1	1	3	22	30	28 1	11	12	39	16.3 20.0
333.74012A2	Contr. Sub. - Del/Mfg 450 - 999 Grams (Narc. or Cocaine)	30 ATTEMPTS	73						2		2		2	22	24	18	3			12.9
333.74012A3	Contr. Sub. - Del/Mfg 50 - 449 Grams (Narc. or Cocaine)	20 ATTEMPTS	353 7		3 5	4	16 2	6	12	6	21	13	24	205	30	6	3		4	7.5 1.3
333.74012A4	Contr. Sub. - Del/Mfg Under 50 Grams (Narc. or Cocaine)	20 ATTEMPTS	912 32	7 2	96 15	168 4	255 7	75 1	109 2	35	59 1	5	37	54	9	1	2			2.7 1.5
333.74012B-A	Contr. Sub. - Del/Mfg (Sched. 1-3), Except Marijuana	7 ATTEMPTS	71 1		6	24	27 1	5	5	1	1		2							1.9 1.9
333.74012B1	Contr. Sub. - Del/Mfg Meth/Ecstasy	20 ATTEMPTS	243 3			3	17	9	33	7	17	45	25 1	78 1	8	1				5.0 5.3
333.74012C-A	Contr. Sub. - Del/Mfg (Sched. 4)	4 ATTEMPTS	12		1	5	5	1												1.7
333.74012D	Contr. Sub. - Del/Mfg (Sched. 5)	2 ATTEMPTS	1	1																.3
333.74012D1	Contr. Sub. - Del/Mfg 45 or More Kilograms Marijuana	15 ATTEMPTS	9 1	1		3	1	1 1	1		1		1							2.3 2.5
333.74012D2	Contr. Sub. - Del/Mfg 5 to <45 Kilograms Marijuana	7 ATTEMPTS	9		2	2	1	2			1			1						2.4
333.74012D3	Contr. Sub. - Del/Mfg Marijuana	4 ATTEMPTS	110 7		18 2	37 2	32 2	4	17	2										1.8 1.3
333.74012F	Prescription Forms - Del/Mfg/ Intent	7 ATTEMPTS	5			2	2			1										2.0
333.7401C2A	Contr. Sub. - Operate/Maintain Lab	10 ATTEMPTS	45 1			9	14	2	4	7 1	2	1	4	2						2.7 3.3
333.7401C2B	Contr. Sub. - Operate/Maintain Lab Near Minor	20 ATTEMPTS	24			1		1	3	1	2	3	3	8	2					5.9

NOTE: Be sure to check for related offense codes when examining a particular type of crime. They may or may not be in sequential order or even on the same page.

# C1b 2014 Total Prisoner Population by Minimum Term Distribution — Drug Offenses

Page 2 of 3

C - 51

GRAND TOTALS			TOTAL	.5	1	1.5	2	2.5	3	3.5	4	4.5	5	10	15	20	25	>25	LIFE	AVG
VIOLATIONS			3,312	14	215	420	585	175	369	98	165	153	190	645	129	61	19	13	61	4.5
ATTEMPTS			3,234	10	189	407	564	173	363	97	164	153	188	644	129	60	19	13	61	4.5
Compiled Laws	Offense	Max. Penalty	78	4	26	13	21	2	6	1	1		2	1		1				2.0
333.7401C2C	Contr. Sub. - Operate/Maintain Lab Involving Hazardous Waste	20 ATTEMPTS	35				1		5	2	2	4	4	16		1				5.5
333.7401C2D	Contr. Sub. - Operate/Maintain Lab Near Specified Places	20 ATTEMPTS	25				2	2	3			1	3	12	2					6.1
333.7401C2E	Contr. Sub. - Operate/Maintain Lab Involving Firearm	25 ATTEMPTS	9				1		1		3	1		3						5.0
333.7401C2F	Contr. Sub. - Operate/Maintain Lab Involving Meth	20 ATTEMPTS	544		4	12	24	21	100	21	39	74	64	172	13					4.8
			8			1	3		3				1							2.6
333.74022A	Contr. Sub. - Create/Del./Intent Counterfeit (Narcotic)	10 ATTEMPTS	3				1		1				1							3.2
333.74022B	Contr. Sub. - Create/Del./Intent Counterfeit (Sched. 1-3)	5 ATTEMPTS	1										1							5.0
333.74022E	Contr. Sub. - Create/Deliver Analogue	15 ATTEMPTS	10				3	2	3				1	1						3.0
333.74032A	Contr. Sub. - Possess	LIFE ATTEMPTS	1																1	
333.74032A1	Contr. Sub. - Possess 1,000+ Grams (Narcotic)	LIFE ATTEMPTS	22											5	2				15	10.0
333.74032A2	Contr. Sub. - Possess 450 - 999 Grams (Narcotic)	30 ATTEMPTS	12										1	3	4	2		1	1	14.4
333.74032A3	Contr. Sub. - Possess 50 - 449 Grams (Narcotic)	20 ATTEMPTS	50			1	2	1	4	2	3	4	3	24	3	2			1	7.0
			1		1															1.0
333.74032A4	Contr. Sub. - Possess 25 - 49 Grams (Narcotic)	4 ATTEMPTS	5		1		1		1	2										2.5
333.74032A5	Contr. Sub. - Possess <25 Grams (Narcotic)	4 ATTEMPTS	228	2	37	81	58	17	25	2	1		2	3						1.8
			2		2															1.0
333.74032B-A	Contr. Sub. - Possess Analogues/Sched. 1-4	2 ATTEMPTS	26		5	7	8	3	2		1									1.8
333.74032B-B	Contr. Sub. - Possess Analogues/Sched. 1-4	2 ATTEMPTS	1										1							5.0
333.74032B1	Contr. Sub. - Possess Methamphetamine	10 ATTEMPTS	173		8	29	65	15	25	7	8	1	6	9						2.5
			8			2	6													1.8
333.74032D	Contr. Sub. - Possess Marijuana	1 ATTEMPTS	9		1	4	2	1	1											1.6
333.7405D	Contr. Sub. - Maintain Drug House	2 ATTEMPTS	15		3	8	1	1	2											1.6

NOTE: Be sure to check for related offense codes when examining a particular type of crime. They may or may not be in sequential order or even on the same page.

# C1b 2014 Total Prisoner Population by Minimum Term Distribution — Drug Offenses

Page 3 of 3

C - 52

			TOTAL	.5	1	1.5	2	2.5	3	3.5	4	4.5	5	10	15	20	25	>25	LIFE	AVG
GRAND TOTALS			3,312	14	215	420	585	175	369	98	165	153	190	645	129	61	19	13	61	4.5
VIOLATIONS			3,234	10	189	407	564	173	363	97	164	153	188	644	129	60	19	13	61	4.5
ATTEMPTS			78	4	26	13	21	2	6	1	1		2	1		1				2.0
Compiled Laws	Offense	Max. Penalty																		
333.74071C	Contr. Sub. - Obtain by Fraud	4	14		3	3	8													1.6
	ATTEMPTS		4			3			1											1.8
333.74071G	Contr. Sub. - Counterfeit Prescription Form	4	1			1														1.2
333.7407A1-A	Contr. Sub. - Attempt Felony	LIFE	1											1						10.0
	ATTEMPTS																			
333.74101-A	Contr. Sub. - Deliver to Minor <50 Grams (Narcotic/Cocaine)	40	4											2	2					11.5
	ATTEMPTS																			
333.74101-B	Contr. Sub. - Deliver to Minor (Sched. 1-3, Except Marij./Coc.)	14	1				1													1.9
	ATTEMPTS																			
333.74101-D	Contr. Sub. - Delivery to Minor, Sched. 4 and Marijuana	8	2					1								1				11.2
	ATTEMPTS																			
333.74101F	Contr. Sub. - Delivery to Minor Minor (Sched. %)	4	1						1											3.0
	ATTEMPTS																			
333.74102-A	Contr. Sub. - Deliver <50 Grams, School Prop. (Narc/Cocaine)	60	10		1		8							1						2.4
	ATTEMPTS																			
333.74103	Contr. Sub. - Intent Deliver <50 Grams, School Prop (Narc.)	40	6				5			1										2.3
	ATTEMPTS																			
333.74104-A	Contr. Sub. - Possess on School/Library Prop. (Narc./Coc.) <25 Gr	8	1						1											2.8
	ATTEMPTS																			
333.74104-B	Contr. Sub. - Possess on School/Library Property (Sched.1-4)	4	1				1													1.9
	ATTEMPTS																			
333.74132	Contr. Sub. - 2nd+ Offense - Double Penalty	VAR	1			1														1.3
	ATTEMPTS																			

NOTES: Be sure to check for related offense codes when examining a particular type of crime. They may or may not be in sequential order or even on the same page.  
Largest minimum term is reported for prisoners with multiple offenses.  
When minimum terms exceed maximum penalties, that may be due to anomalies in criminal justice practices, habitualized offenses, database errors, etc.  
Each minimum term category is rounded up from the preceding category (for example, the ten-year category includes all minimums longer than five years up to exactly ten years).  
Minimum term averages are based on raw data (with life sentences excluded from the calculations).  
HYTA cases are included in the data.

Source: Offender Management Network Information (OMNI)



# C1c 2014 Total Prisoner Population by Minimum Term Distribution — Assaultive Offenses

Page 1 of 11

C - 53

			TOTAL	.5	1	1.5	2	2.5	3	3.5	4	4.5	5	10	15	20	25	>25	LIFE	AVG
GRAND TOTALS			30,857	34	346	890	1,541	812	1,347	572	962	594	1,581	6,377	3,903	2,419	1,936	2,382	5,161	12.2
VIOLATIONS			30,549	33	327	815	1,437	769	1,323	556	952	594	1,574	6,373	3,900	2,418	1,935	2,382	5,161	12.3
ATTEMPTS			308	1	19	75	104	43	24	16	10		7	4	3	1	1			2.4
Compiled Laws	Offense	Max. Penalty																		
257.602A2	Police Officer - Flee - 4th Degree (Vehicle Code)	2 ATTEMPTS	18		3	6	5	2			1			1						2.1
257.602A3-A	Police Officer - Flee - 3rd Degree (Vehicle Code)	5 ATTEMPTS	229 1	1	33	59	73	22	19	3	7	1	3	7	1	1				2.2 .5
257.602A4	Police Officer - Flee - Serious Bodily Injury (Vehicle Code)	4 ATTEMPTS	1								1									4.0
257.602A4-A	Police Officer - Flee - 2nd Degree (Vehicle Code)	10 ATTEMPTS	102	1	6	5	21	9	18	7	8	1	7	18					1	3.4
257.602A5	Police Officer - Flee - 1st Degree (Vehicle Code)	15 ATTEMPTS	5									1		4						7.8
257.617	Fail to Stop at Accident - Serious Impairment/Death	5 ATTEMPTS	23	1		2	6	3	2		3		1	4				1		4.3
257.6173	Fail to Stop at Accident - At Fault Death Result	15 ATTEMPTS	14					1	2			1	1	8	1					6.5
257.6254	Operating Vehicle Intoxicated, Causing Death	15 ATTEMPTS	155				6	7	15		20	8	18	66	11	2		1	1	6.4
257.6254A	Operating Vehicle Intoxicated, Causing Death	15 ATTEMPTS	4			1		1					1	1						3.8
257.6255-A	Operating Vehicle Intoxicated, Causing Serious Injury	5 ATTEMPTS	45 1		1	9	16 1	3	7	1	2		1	3	2					3.1 1.7
257.6263	Driving - Reckless - Causing Serious Impairment of Body Function	5 ATTEMPTS	5			1	3				1									2.2
257.6264	Driving - Reckless - Causing Death	15 ATTEMPTS	24				1	2	3	2	4		1	9	1	1				5.5
257.9044	Operate - License Susp./Rev./ Denied, Causing Death	15 ATTEMPTS	28				2		5		5	2	4	7	2	1				5.8
257.9045	Operate - License Susp./Rev./ Denied, Causing Serious Injury	5 ATTEMPTS	9				2	1	3	1	1			1						3.2
287.3232	Dangerous Animal, Causing Serious Injury	4 ATTEMPTS	2				1						1							3.3
324.801764	Marine Safety, Operating Under Influence, Death	15 ATTEMPTS	1											1						8.3
333.5210	AIDS - Sexual Penetration w/ Uninformed Partner	4 ATTEMPTS	5				3		1		1									2.6
333.7401A	Contr. Sub. - Delivery to Commit Criminal Sexual Conduct	20 ATTEMPTS	2									1				1				12.1

NOTE: Be sure to check for related offense codes when examining a particular type of crime. They may or may not be in sequential order or even on the same page.

# C1c 2014 Total Prisoner Population by Minimum Term Distribution — Assaultive Offenses

Page 2 of 11

C - 54

GRAND TOTALS			TOTAL	.5	1	1.5	2	2.5	3	3.5	4	4.5	5	10	15	20	25	>25	LIFE	AVG
VIOLATIONS			30,857	34	346	890	1,541	812	1,347	572	962	594	1,581	6,377	3,903	2,419	1,936	2,382	5,161	12.2
ATTEMPTS			30,549	33	327	815	1,437	769	1,323	556	952	594	1,574	6,373	3,900	2,418	1,935	2,382	5,161	12.3
Max. Penalty			308	1	19	75	104	43	24	16	10		7	4	3	1	1			2.4
Compiled Laws	Offense	Max. Penalty																		
436.17012	Alcohol - Sell/Furnish to Minor, Causing Death	10 ATTEMPTS	1				1													2.0
722.675	Distribute Obscene Matter to Children	2 ATTEMPTS	3			1	1	1												1.9
750.10A	Sexually Delinquent Person	LIFE ATTEMPTS	12	5					2				1	3	1					4.3
750.110A2	Home Invasion - 1st Degree	20 ATTEMPTS	1,791	1	12	29	86	46	149	23	92	92	158	800	199	68	21	14	1	7.4
750.1227B	Witness - Bribe/Intimidate/Interfere	10 ATTEMPTS	35		4	5	12	4	5	2	1			2						2.4
750.1227C	Witness - Intimidate/Threaten to Kill or Injure	15 ATTEMPTS	10			1	3	1	1		2		1	1						3.1
750.1228	Witness - Retaliate Against	10 ATTEMPTS	13				1			2	1	1		7	1					6.1
750.13	Entice Female Under 16 for Immoral Purposes	10 ATTEMPTS	2				1			1										2.5
750.135A2D	Child Abuse - Leaving Child in Vehicle Resulting in Death	15 ATTEMPTS	4						4											2.9
750.136B2	Child Abuse - 1st Degree	15 ATTEMPTS	1				1													1.9
750.136B3	Child Abuse - 2nd Degree	4 ATTEMPTS	1						1											3.0
750.136B4	Child Abuse - 3rd Degree	2 ATTEMPTS	115			2	5	5	10	3	3	5	5	53	13	4	5	1	1	8.5
750.145A-A	Children - Accost for Immoral Purposes	4 ATTEMPTS	2						1		1									3.5
750.145BA	Children - Accost for Immoral Purposes - 2nd+ Offense	10 ATTEMPTS	46		3	3	9	5	6	2	3	2	6	7						3.4
750.145C	Child Sexually Abusive Activity	20 ATTEMPTS	1			1														1.5
750.145C2	Child Sexually Abusive Activity	20 ATTEMPTS	16		1	10	2	2			1									1.6
750.145C3	Child Sexually Abusive Activity, Promote or Distribute	7 ATTEMPTS	38		1	8	15	6	5	1	1		1							2.1
750.145C4-A	Child Sexually Abusive Material, Possess	4 ATTEMPTS	1					1												2.5
			1						1											2.8
			2									1			1					8.6
			201			4	4	3	9	1	8	4	22	80	53	9	4			8.9
			1			1														1.5
			10			1	1	1	3		1		3							3.3
			21		1	6	10		4											1.9

NOTE: Be sure to check for related offense codes when examining a particular type of crime. They may or may not be in sequential order or even on the same page.

# C1c 2014 Total Prisoner Population by Minimum Term Distribution — Assaultive Offenses

Page 3 of 11

C - 55

GRAND TOTALS			TOTAL	.5	1	1.5	2	2.5	3	3.5	4	4.5	5	10	15	20	25	>25	LIFE	AVG
VIOLATIONS			30,857	34	346	890	1,541	812	1,347	572	962	594	1,581	6,377	3,903	2,419	1,936	2,382	5,161	12.2
ATTEMPTS			30,549	33	327	815	1,437	769	1,323	556	952	594	1,574	6,373	3,900	2,418	1,935	2,382	5,161	12.3
Max. Penalty			308	1	19	75	104	43	24	16	10		7	4	3	1	1			2.4
Compiled Laws	Offense	Max. Penalty																		
750.145D2B	Computer/Internet - Plan Crime w/ Other, Max 1 - <2 yrs	2 ATTEMPTS	1						1											2.8
750.145D2D	Computer/Internet - Plan Crime w/ Other, Max 4 - <10 yrs	10 ATTEMPTS	14			2	5	1	1	1	3		1							2.7
750.145D2F	Computer/Internet - Plan Crime w/ Other, Max 15+ yrs	20 ATTEMPTS	19			2	2	2	1		1	1	2	8						5.3
750.145N1	Vulnerable Adult Abuse - 1st Degree	15 ATTEMPTS	2						1					1						4.5
750.157B	Homicide - Solicitation of Murder	LIFE ATTEMPTS	7												1			4	2	30.8
750.157B2	Homicide - Solicitation of Murder	LIFE ATTEMPTS	29 3		1				1	1	1	1		10	5	3	2	6	1	18.2 2.6
750.157C	Minors - Induce to Commit Felony	VAR ATTEMPTS	2											1					1	8.0
750.158	Sodomy	15 ATTEMPTS	4	1	1			1					1							2.1
750.197C	Escape - From Jail Through Violence or Assault Prison Employee	4 ATTEMPTS	7					1			1		1	1					3	5.2
750.197C-A	Assault of Prison Employee	4 ATTEMPTS	88 1		4	11 1	26	17	8	7	5	2	4	2		1			1	2.8 1.1
750.206	Explosives - Place w/ Intent to Damage	25 ATTEMPTS	1										1							5.0
750.207	Explosives - Place Near Property	LIFE ATTEMPTS	2																2	
750.2072B	Explosives - Place Near Property Cause Property Damage	20 ATTEMPTS	2										1	1						7.4
750.208	Explosives - Aid/Abet Placement	15 ATTEMPTS	1													1				20.0
750.2091A	Explosives - Place w/ Intent to Injure	15 ATTEMPTS	1						1											3.0
750.2091B	Explosives - Place w/ Intent to Injure, Cause Prop. Damage	20 ATTEMPTS	1										1							5.0
750.2102A	Explosives - Possess Bomb w/ Unlawful Intent	15 ATTEMPTS	1					1												2.5
750.2102C	Explosives - Possess Bomb w/ Unlawful Intent, Cause Physical Injury	25 ATTEMPTS	1												1					14.3

NOTE: Be sure to check for related offense codes when examining a particular type of crime. They may or may not be in sequential order or even on the same page.

# C1c 2014 Total Prisoner Population by Minimum Term Distribution — Assaultive Offenses

Page 4 of 11

C - 56

			TOTAL	.5	1	1.5	2	2.5	3	3.5	4	4.5	5	10	15	20	25	>25	LIFE	AVG
GRAND TOTALS			30,857	34	346	890	1,541	812	1,347	572	962	594	1,581	6,377	3,903	2,419	1,936	2,382	5,161	12.2
VIOLATIONS			30,549	33	327	815	1,437	769	1,323	556	952	594	1,574	6,373	3,900	2,418	1,935	2,382	5,161	12.3
ATTEMPTS			308	1	19	75	104	43	24	16	10		7	4	3	1	1			2.4
Compiled Laws	Offense	Max. Penalty																		
750.211A2A	Explosives - Mfg/Possess Explosive/ Other w/ Malicious Intent	15 ATTEMPTS	8				2	1			1		1	3						4.9
			1		1															1.0
750.211A2B	Explosives - Mfg/Possess Molotov Cocktail/Other w/ Prop. Damage	20 ATTEMPTS	5								1		1	3						6.1
750.211A2C	Explosives - Mfg/Possess Molotov Cocktail/Other w/ Physical Injury	25 ATTEMPTS	2												2					14.5
750.213	Extortion	20 ATTEMPTS	44				1		2	1	1		6	18	5	8		2		11.0
			1				1													2.0
750.234A	Weapons - Firearms, Discharge from Vehicle	4 ATTEMPTS	1				1													1.9
750.234B	Weapons - Firearms, Discharge in/at Bldg.	4 ATTEMPTS	12		1	2	7		1		1									2.0
750.2374	Weapons - Firearms, Discharge OUIL Cause Death	15 ATTEMPTS	1															1		33.0
750.240	Willfully Raise False Fire Alarm	1 ATTEMPTS	1					1												2.5
750.316	Homicide	LIFE ATTEMPTS	1,575														1		1,574	22.1
750.316-A	Homicide - Murder 1st Degree, Premeditated	LIFE ATTEMPTS	1,178				1											2	1,175	22.7
750.316-B	Homicide - Felony Murder	LIFE ATTEMPTS	790													1	1	5	783	32.5
750.316-C	Homicide - Open Murder, Statutory Short Form	LIFE ATTEMPTS	252													3	4	8	237	31.4
750.316-D	Homicide - Murder of Peace/ Corrections Officer	LIFE ATTEMPTS	1																1	
750.317	Homicide - Murder 2nd Degree	LIFE ATTEMPTS	3,723										4	137	445	701	730	1,075	631	26.0
750.317A	Deliver Controlled Substance Cause Death	LIFE ATTEMPTS	31		1		1		1	1	1	1	5	7	6	4		2	1	10.8
750.321	Homicide - Manslaughter	15 ATTEMPTS	75				4		2	4	4	2	8	39	3	6		3		9.4
750.321-A	Homicide - Manslaughter, Statutory Short Form	15 ATTEMPTS	183				3	3	4	2	15	5	25	88	28	6	1	3		8.7
750.321-C	Homicide - Manslaughter, Involuntary	15 ATTEMPTS	119		1	2	4	4	7	2	5	4	23	52	9	4	1		1	6.9
			1				1													2.0

NOTE: Be sure to check for related offense codes when examining a particular type of crime. They may or may not be in sequential order or even on the same page.

# C1c 2014 Total Prisoner Population by Minimum Term Distribution — Assaultive Offenses

Page 5 of 11

C - 57

			TOTAL	.5	1	1.5	2	2.5	3	3.5	4	4.5	5	10	15	20	25	>25	LIFE	AVG
GRAND TOTALS			30,857	34	346	890	1,541	812	1,347	572	962	594	1,581	6,377	3,903	2,419	1,936	2,382	5,161	12.2
VIOLATIONS			30,549	33	327	815	1,437	769	1,323	556	952	594	1,574	6,373	3,900	2,418	1,935	2,382	5,161	12.3
ATTEMPTS			308	1	19	75	104	43	24	16	10		7	4	3	1	1			2.4
Compiled Laws	Offense	Max. Penalty																		
750.321-E	Homicide - Manslaughter w/ Motor Vehicle	15 ATTEMPTS	35					1			1	1	6	19	4	3				8.9
750.322	Homicide - Willful Killing of Unborn Child	15 ATTEMPTS	1												1					20.0
750.324	Homicide - Negligent Homicide	2 ATTEMPTS	2			1			1											2.1
750.329	Homicide - Manslaughter; Death w/ Weapon, Aim w/o Malice	15 ATTEMPTS	18				1		2		1	1	5	7	1					5.5
750.335A	Indecent Exposure (Sexually Delinquent Person)	1 ATTEMPTS	13	8										5						2.8
750.335A2B	Aggravated Indecent Exposure	2 ATTEMPTS	14	1		9	1		2				1							1.8
750.335A2C	Indecent Exposure by Sexually Delinquent Person	LIFE ATTEMPTS	46	4	2	1	2	1		2	1	2	5	15	6	1	3	1		8.3
750.338	Gross Indecency Between Males, Commit/Procure	5 ATTEMPTS	3				1	1						1						3.7
750.338B	Gross Indecency Between Male & Female, Commit/Procure	5 ATTEMPTS	12 1		1	5	3 1		2						1					2.7 1.7
750.349	Kidnapping	LIFE ATTEMPTS	278 3								1		2 1	26	60	44	34	56	55	22.5 25.9
750.349A	Prisoner Taking Hostage	LIFE ATTEMPTS	9											1	1			2	5	32.9
750.349B	Unlawful Imprisonment	15 ATTEMPTS	121 5			2	3 1	5 2	8 1	4 1	13	9	12	45	12	6		1	1	7.4 2.6
750.350	Kidnapping - Child Enticement	LIFE ATTEMPTS	21 3						1		1	1	3	3	3	3	2	2	2	14.2 1.6
750.350A1	Kidnapping - Custodial Interference	1 ATTEMPTS	1		1															1.0
750.377B	Malicious Destruction Fire/ Police Property	4 ATTEMPTS	36 2		6	13 2	10	3	1		2			1						1.8 1.3
750.397	Mayhem	10 ATTEMPTS	2				1						1							3.5
750.397A	Food - Place Harmful Objects In	10 ATTEMPTS	1					1												2.4
750.411H2B	Stalking a Minor	5 ATTEMPTS	6		2	1	2							1						2.8

NOTE: Be sure to check for related offense codes when examining a particular type of crime. They may or may not be in sequential order or even on the same page.

# C1c 2014 Total Prisoner Population by Minimum Term Distribution — Assaultive Offenses

Page 6 of 11

C - 58

			TOTAL	.5	1	1.5	2	2.5	3	3.5	4	4.5	5	10	15	20	25	>25	LIFE	AVG
GRAND TOTALS			30,857	34	346	890	1,541	812	1,347	572	962	594	1,581	6,377	3,903	2,419	1,936	2,382	5,161	12.2
VIOLATIONS			30,549	33	327	815	1,437	769	1,323	556	952	594	1,574	6,373	3,900	2,418	1,935	2,382	5,161	12.3
ATTEMPTS			308	1	19	75	104	43	24	16	10		7	4	3	1	1			2.4
Compiled Laws	Offense	Max. Penalty																		
750.411I	Stalking - Aggravated	5	117	2	10	19	32	14	15	7	6		2	5	4			1		3.0
750.411I2B	Stalking a Minor - Aggravated	10	1				1													1.7
750.411S2B	Unlawful Posting Message w/ Aggravating Circumstances	5	3				2	1												2.1
750.4362A	Poisoning - Food/Drink/Medicine/ Water	15	1					1					1							2.5
750.455	Prostitution - Pandering	20	1										1							5.0
750.459	Prostitution - Transport Female (perhaps compel)	20	1											1						8.0
750.462B1	Human Trafficking - Financially Benefitting Causing	10	3									1	1		1					7.0
750.462G	Human Trafficking - Recruit Minor, Sexually Abusive Activity	20	6			1	1				1	1			3		1			12.9
750.479-B	Police Officer/Public Officer - Resist/Obstruct	2	2			1														1.7
750.4792	Public Officer - Assault/Obstruct	2	1			1														1.4
750.4793	Public Officer - Assault/Obstruct Cause Injury	4	2											1			1			15.5
750.4794	Public Officer - Assault/Obstruct Cause Serious Injury	10	4					1	1		2									3.4
750.479A2	Police Officer - Flee (Penal Code) 4th Degree	2	5			1	1	1	1	1										2.4
750.479A3	Police Officer - Flee (Penal Code) 3rd Degree	5	1		1	2		1	1											1.9
750.479A4-A	Police Officer - Flee (Penal Code) 2nd Degree	10	1								1									4.0
750.479B1	Peace Officer - Disarm Non-Firearm	4	6		1						1									2.1
750.479B2	Peace Officer - Disarm Firearm	10	55		1	9	20	2	12	2	4		1	4						2.7
750.483A2B	Interfere w/ Crime Report Threat to Kill/Injure	10	1		1		3		2	1	2		2	4	2	1				1.3
			18		1															6.1
			1								1									4.0
			1																	4.0
			7			3	3						1		1					15.0
			4					2			1			1						2.1
			3				1	1			1									3.9
																				2.8

NOTE: Be sure to check for related offense codes when examining a particular type of crime. They may or may not be in sequential order or even on the same page.

# C1c 2014 Total Prisoner Population by Minimum Term Distribution — Assaultive Offenses

Page 7 of 11

C - 59

GRAND TOTALS			TOTAL	.5	1	1.5	2	2.5	3	3.5	4	4.5	5	10	15	20	25	>25	LIFE	AVG
VIOLATIONS			30,857	34	346	890	1,541	812	1,347	572	962	594	1,581	6,377	3,903	2,419	1,936	2,382	5,161	12.2
ATTEMPTS			30,549	33	327	815	1,437	769	1,323	556	952	594	1,574	6,373	3,900	2,418	1,935	2,382	5,161	12.3
Max. Penalty			308	1	19	75	104	43	24	16	10		7	4	3	1	1			2.4
Compiled Laws	Offense	Max. Penalty																		
750.483A4B	Interfere w/ Police Investigation Threat to Kill/Injure	10 ATTEMPTS	1						1											3.5
750.520	Rape	LIFE ATTEMPTS	12															1	11	60.0
750.520B	CSC - 1st Degree - Multiple Variables	LIFE ATTEMPTS	921 1				1 1			1	1	2	8	92	182	135	113	211	175	23.0 2.0
750.520B1A	CSC - 1st Degree - Person Under 13	LIFE ATTEMPTS	1,373 1		1		6 1	4	9	5	10	5	28	246	388	245	203	152	71	17.4 2.0
750.520B1B	CSC - 1st Degree - Relationship	LIFE ATTEMPTS	490 3				1 2	5	3	4	3	1	19	107	169	87 1	40	42	9	15.3 8.0
750.520B1C	CSC - 1st Degree - During Felony	LIFE ATTEMPTS	132							1			2	12	24	20	16	44	13	24.6
750.520B1D	CSC - 1st Degree - Accomplices	LIFE ATTEMPTS	45										2	10	5	9	6	10	3	20.7
750.520B1E	CSC - 1st Degree - Weapon Used	LIFE ATTEMPTS	187										1	15	35	29	30	50	27	23.8
750.520B1F	CSC - 1st Degree - Personal Injury	LIFE ATTEMPTS	252 1					1 1	1		1	2	2	28	57	42	46	57	15	21.9 2.5
750.520B1G	CSC - 1st Degree - Injury to Incapacitated Victim	LIFE ATTEMPTS	7						1					2	1	1	1	1		17.7
750.520B1H	CSC - 1st Degree - Mentally Disabled Relationship	LIFE ATTEMPTS	13											6	1	3		3		15.9
750.520B2B	CSC - 1st Degree - Person <13, Defendant 17+ yrs.	LIFE ATTEMPTS	262 3		1		1						2 1	14	12	10	182	37	5	24.9 2.6
750.520B2C	CSC - 1st Degree - Person <13, Defendant 17+ yrs - 2nd Offense	LIFE ATTEMPTS	11												1		1		9	20.0
750.520C	CSC - 2nd Degree - Multiple Variables	15 ATTEMPTS	201 5		4	11 1	23 1	11	26 2	7	9 1	3	31	63	11		2			5.4 2.7
750.520C1A	CSC - 2nd Degree - Person Under 13	15 ATTEMPTS	675 20		8 1	22 3	75 10	29 2	56	25 2	47 1	14	98	237 1	40	21	1	2		6.1 2.5
750.520C1B	CSC - 2nd Degree - Relationship	15 ATTEMPTS	141 3		4	6	18 3	5	15	5	11	3	23	46	3		1		1	4.9 1.9
750.520C1C	CSC - 2nd Degree - During Felony	15 ATTEMPTS	16		1				5		1	2	2	4	1					5.1
750.520C1D	CSC - 2nd Degree - Accomplices	15 ATTEMPTS	9 1			1	1		2	1	1	1		2						3.9 1.0

NOTE: Be sure to check for related offense codes when examining a particular type of crime. They may or may not be in sequential order or even on the same page.

# C1c 2014 Total Prisoner Population by Minimum Term Distribution — Assaultive Offenses

Page 8 of 11

C - 60

			TOTAL	.5	1	1.5	2	2.5	3	3.5	4	4.5	5	10	15	20	25	>25	LIFE	AVG
GRAND TOTALS			30,857	34	346	890	1,541	812	1,347	572	962	594	1,581	6,377	3,903	2,419	1,936	2,382	5,161	12.2
VIOLATIONS			30,549	33	327	815	1,437	769	1,323	556	952	594	1,574	6,373	3,900	2,418	1,935	2,382	5,161	12.3
ATTEMPTS			308	1	19	75	104	43	24	16	10		7	4	3	1	1			2.4
Compiled Laws	Offense	Max. Penalty																		
750.520C1E	CSC - 2nd Degree - Weapon Used	15	7				1		1	1	1			2		1				6.7
750.520C1F	CSC - 2nd Degree - Personal Injury	15	58			3	7	2	5		8	4	9	13	3	3	1			5.9
	ATTEMPTS		3			1		2												2.1
750.520C1G	CSC - 2nd Degree - Injury to Incapacitated Victim	15	9				3	2	1				1	2						3.6
	ATTEMPTS																			
750.520C1H	CSC - 2nd Degree - Mentally Disabled Relationship	15	13			1	4	1	1	2			2	1	1					4.2
	ATTEMPTS																			
750.520C1I	CSC - 2nd Degree - State Prisoner	15	1											1						5.5
	ATTEMPTS																			
750.520C1K	CSC - 2nd Degree - County Prisoner	15	1										1							5.0
	ATTEMPTS																			
750.520C2B	CSC - 2nd Degree - Person <13, Defendant 17+ yrs.	15	249		6	13	18	16	18	14	16	7	40	85	11	3	1		1	5.6
	ATTEMPTS		9			1	3	1	1	1			1	1						3.0
750.520D	CSC - 3rd Degree - Multiple Variables	15	335		5	5	15	10	25	6	19	10	36	155	37	6	2	3	1	7.5
	ATTEMPTS		4				4													2.0
750.520D1A	CSC - 3rd Degree - Person 13-15	15	856		17	29	66	31	76	32	53	28	92	350	50	23	6	2	1	6.3
	ATTEMPTS		53		2	18	21	7	4		1									1.9
750.520D1B	CSC - 3rd Degree - Force/Coercion	15	370			5	16	9	15	11	18	9	48	174	38	16	6	5		8.2
	ATTEMPTS		8		1	2	2	1			1		1							2.4
750.520D1C	CSC - 3rd Degree - Incapacitated Victim	15	64		3		3	5	6	1	3	3	5	27	5	1	2			6.9
	ATTEMPTS		1			1														1.5
750.520D1D	CSC - 3rd Degree - Incest	15	103		2	2	2	2	2	8	3	5	12	60	4	1				6.9
	ATTEMPTS		2			1	1													1.8
750.520D1E	CSC - 3rd Degree - Student	15	10					1	1	1	1		3	3						5.2
	ATTEMPTS																			
750.520E	CSC - 4th Degree - Multiple Variables	2	11			3	4	1	1		1			1						2.8
	ATTEMPTS																			
750.520E1A	CSC - 4th Degree - Force/Coercion	2	24		4	10	3	1	3	1				2						2.1
	ATTEMPTS																			
750.520E1A-A	CSC - 4th Degree - Victim 13-16	2	21		2	10	3	1	1	1	2		1							2.0
	ATTEMPTS																			
750.520E1B	CSC - 4th Degree - Incapacitated Victim	2	4			2			1	1										2.3
	ATTEMPTS																			
750.520E1F-A	CSC - 4th Degree - Student	2	1			1														1.3
	ATTEMPTS																			

NOTE: Be sure to check for related offense codes when examining a particular type of crime. They may or may not be in sequential order or even on the same page.



# C1c 2014 Total Prisoner Population by Minimum Term Distribution — Assaultive Offenses

Page 9 of 11

C - 61

			TOTAL	.5	1	1.5	2	2.5	3	3.5	4	4.5	5	10	15	20	25	>25	LIFE	AVG
GRAND TOTALS			30,857	34	346	890	1,541	812	1,347	572	962	594	1,581	6,377	3,903	2,419	1,936	2,382	5,161	12.2
VIOLATIONS			30,549	33	327	815	1,437	769	1,323	556	952	594	1,574	6,373	3,900	2,418	1,935	2,382	5,161	12.3
ATTEMPTS			308	1	19	75	104	43	24	16	10		7	4	3	1	1			2.4
Compiled Laws	Offense	Max. Penalty																		
750.520E1G	CSC - 4th Degree - Incest	2 ATTEMPTS	1						1											2.7
750.520F	CSC - 2nd+ Offense	LIFE ATTEMPTS	5		1								3	1						5.2
750.520G1	CSC - Assault w/ Intent to Commit Sexual Penetration	10 ATTEMPTS	281 3		5	32	65	23 1	29	22 1	20	7	22 1	46	5		2	3		4.1 3.5
750.520G2	CSC - 2nd Degree Assault	5 ATTEMPTS	65		3	15	24	8	7	2	2		2	1					1	2.2
750.529	Robbery - Armed	LIFE ATTEMPTS	4,693 8		1	8 1	44 2	92 1	129 3	147	129	184	244	1,520	1,095 1	467	223	259	151	11.8 3.8
750.529-A	Robbery - Armed - Serious Injury	LIFE ATTEMPTS	3													3				18.7
750.529A	Carjacking	LIFE ATTEMPTS	676			1	8	14	27	19	24	48	50	262	142	33	19	23	6	9.7
750.530	Robbery - Unarmed	15 ATTEMPTS	1,044 23	1	36 1	53 7	125 8	100 2	194 1	28 2	98 1	32	116	201	38 1	12	2	3	5	4.5 2.4
750.531	Bank Robbery/Safe Breaking	LIFE ATTEMPTS	17						1		1	1		4	2	2	2	1	3	13.5
750.531-A	Bank Robbery	LIFE ATTEMPTS	127 1		1	2	6	5	10	4	9	1	9	47	14	11	4	4	1	9.0 1.0
750.531-B	Safe Breaking	LIFE ATTEMPTS	68 1			1	4	2	4 1	4	9	1	7	21	8	5		2		7.7 3.0
750.539J2A2	Surveil Unclothed Person - 2nd Offense	5 ATTEMPTS	1										1							5.0
750.539J2B	Capture/Distribute Image of Unclothed Person	5 ATTEMPTS	8		1	2	3						2							2.4
750.5405B	Interfere w/ Electronic Communications, Injury/Death	4 ATTEMPTS	6			2	2	1	1											1.9
750.543F-A	Terrorism - Life	LIFE ATTEMPTS	1													1				16.0
750.543P	Terrorism - Use of Internet/ Telecomm. to Commit	20 ATTEMPTS	1											1						6.5
750.72	Arson - Dwelling House/ Curtilage	20 ATTEMPTS	21			1	1				2		5	10	1			1		7.4
750.72-A	Arson - Dwelling House	20 ATTEMPTS	137 4		2	3 1	5 3	7	8	3	8	2	20	57	14	7		1		7.1 1.8

NOTE: Be sure to check for related offense codes when examining a particular type of crime. They may or may not be in sequential order or even on the same page.

# C1c 2014 Total Prisoner Population by Minimum Term Distribution — Assaultive Offenses

Page 10 of 11

C - 62

GRAND TOTALS			TOTAL	.5	1	1.5	2	2.5	3	3.5	4	4.5	5	10	15	20	25	>25	LIFE	AVG
VIOLATIONS			30,857	34	346	890	1,541	812	1,347	572	962	594	1,581	6,377	3,903	2,419	1,936	2,382	5,161	12.2
ATTEMPTS			30,549	33	327	815	1,437	769	1,323	556	952	594	1,574	6,373	3,900	2,418	1,935	2,382	5,161	12.3
Max. Penalty			308	1	19	75	104	43	24	16	10		7	4	3	1	1			2.4
Compiled Laws	Offense	Max. Penalty																		
750.72-B	Arson - Dwelling House/ Curtilage	20 ATTEMPTS	7				1					1		5						6.7
750.73	Arson - Real Property	10 ATTEMPTS	44 1		3 1	4	4	3	5	3	1	1	4	11	2	2			1	5.1 1.0
750.731	Arson - Second Degree	20 ATTEMPTS	11 1				2		2	1		1	1	2	2					5.8 2.4
750.74	Arson - Personal Property, Over \$50	4 ATTEMPTS	9			1	5	1						1		1				4.1
750.741C1	Arson - Personal Property, \$1K - <\$20K	5 ATTEMPTS	8		1	2	2	1	1					1						2.4
750.741D1	Arson - Personal Property, \$20K or More	10 ATTEMPTS	4			3	1													1.6
750.75	Arson - Insured Property	10 ATTEMPTS	5				2	1			2									2.9
750.751	Fourth Degree Arson	5 ATTEMPTS	4		2	1				1										1.7
750.761A	Arson of an Insured Dwelling	LIFE ATTEMPTS	1											1						5.8
750.761B	Arson of Insured Real Property	20 ATTEMPTS	1			1														1.5
750.761C	Arson of Insured Personal Property	10 ATTEMPTS	1			1														1.5
750.771C1	Arson - Preparation to Burn Property, \$1K - <\$20K	5 ATTEMPTS	7			3	3		1											1.9
750.771D1	Arson - Preparation to Burn Property, \$20K or More	10 ATTEMPTS	5			1	1				1		1		1					4.8
750.791C1	Arson - Preparation to Burn Property, \$1K - <\$20K	5 ATTEMPTS	2		2															1.0
750.791C3	Arson - Preparation to Burn Property	5 ATTEMPTS	1		1															1.0
750.791D1	Arson - Preparation to Burn Property, \$20K or More	10 ATTEMPTS	1				1													2.0
750.791D6	Arson - Preparation to Burn a Building	10 ATTEMPTS	3			1		1	1											2.3
750.791E1	Arson - Preparation to Burn an Insured Dwelling	15 ATTEMPTS	1						1											3.0

NOTE: Be sure to check for related offense codes when examining a particular type of crime. They may or may not be in sequential order or even on the same page.

# C1c 2014 Total Prisoner Population by Minimum Term Distribution — Assaultive Offenses

Page 11 of 11

C - 63

			TOTAL	.5	1	1.5	2	2.5	3	3.5	4	4.5	5	10	15	20	25	>25	LIFE	AVG
GRAND TOTALS			30,857	34	346	890	1,541	812	1,347	572	962	594	1,581	6,377	3,903	2,419	1,936	2,382	5,161	12.2
VIOLATIONS			30,549	33	327	815	1,437	769	1,323	556	952	594	1,574	6,373	3,900	2,418	1,935	2,382	5,161	12.3
ATTEMPTS			308	1	19	75	104	43	24	16	10		7	4	3	1	1			2.4
Compiled Laws	Offense	Max. Penalty																		
750.814	Domestic Violence - 3rd Offense	2	270		28	73	94	29	23	6	12		3	2						2.0
	ATTEMPTS		4			3	1													1.5
750.81A	Assault - Aggravated	1	4		1						1								2	2.3
	ATTEMPTS																			
750.81A2	Domestic Violence, Aggravated	1	2		1						1									2.5
	ATTEMPTS																			
750.81A3	Domestic Violence, Aggravated - 2nd Offense	2	24		5	4	7	3	2	1	2									2.0
	ATTEMPTS																			
750.81D1	Police Officer - Assault/Resist/Obstruct	2	222	1	21	96	45	26	15	3	9	2	1	3						1.9
	ATTEMPTS																			
750.81D2	Police Officer - Assault/Resist/Obstruct, Causing Injury	4	44		7	12	7	4	4	1	4	1	4							2.3
	ATTEMPTS																			
750.81D3	Police Officer - Assault/Resist/Obstruct, Serious Impairment	15	10				1	1			4			1	1	2				8.2
	ATTEMPTS																			
750.82	Felonious Assault	4	342	3	33	87	128	34	30	1	12		9	2	1		1		1	2.1
	ATTEMPTS		13			8	1	2	2											1.7
750.83	Assault w/ Intent to Murder	LIFE	1,494				3	3	6	3	9	10	22	306	365	235	172	229	131	18.3
	ATTEMPTS		1														1			25.0
750.84	Assault w/ Intent to do Great Bodily Harm Less Than Murder	10	1,150	4	17	33	121	64	161	67	105	27	164	306	53	8	6	5	9	5.1
	ATTEMPTS		22			5	5	5	1	4	1		1							2.4
750.841B	Assault by Strangulation	10	49		1	7	10	5	6	3	6		4	7						3.2
	ATTEMPTS		24		3	6	7	6	1	1										1.9
750.85	Torture	LIFE	61						1		2			7	19	17	4	10	1	18.5
	ATTEMPTS																			

NOTES: Be sure to check for related offense codes when examining a particular type of crime. They may or may not be in sequential order or even on the same page.  
Largest minimum term is reported for prisoners with multiple offenses.  
When minimum terms exceed maximum penalties, that may be due to anomalies in criminal justice practices, habitualized offenses, database errors, etc.  
Each minimum term category is rounded up from the preceding category (for example, the ten-year category includes all minimums longer than five years up to exactly ten years).  
Minimum term averages are based on raw data (with life sentences excluded from the calculations).  
HYTA cases are included in the data.

Source: Offender Management Network Information (OMNI)

# C2 2014 Total Prisoner Population by Minimum Term Distribution for Women – All Offenses

Page 1 of 11

C - 64

GRAND TOTALS			TOTAL*	.5	1	1.5	2	2.5	3	3.5	4	4.5	5	10	15	20	25	>25	LIFE	AVG
VIOLATIONS			2,120	14	121	271	336	113	162	42	99	40	93	291	131	90	66	49	202	6.2
ATTEMPTS			2,089	14	115	262	322	112	161	42	99	40	93	291	131	90	66	49	202	6.3
Max. Penalty			31		6	9	14	1	1											1.6
Compiled Laws	Offense	Max. Penalty																		
28.2952-A	State ID Card - Alter/Forge Intent to Deliver/Possess 2 or More	5 ATTEMPTS	1	1																.5
28.729	Sex Offender - Fail to Register	4 ATTEMPTS	1					1												2.3
257.602A3-A	Police Officer - Flee - 3rd Degree (Vehicle Code)	5 ATTEMPTS	13		1	6	3	2	1											1.8
257.602A4-A	Police Officer - Flee - 2nd Degree (Vehicle Code)	10 ATTEMPTS	4		1		1							2						4.5
257.617	Fail to Stop at Accident - Serious Impairment/Death	5 ATTEMPTS	2				2													2.0
257.6173	Fail to Stop at Accident - At Fault Death Result	15 ATTEMPTS	1											1						5.9
257.6254	Operating Vehicle Intoxicated, Causing Death	15 ATTEMPTS	19				2		3		2	2	1	8	1					5.7
257.6254A	Operating Vehicle Intoxicated, Causing Death	15 ATTEMPTS	2			1		1												2.0
257.6255-A	Operating Vehicle Intoxicated, Causing Serious Injury	5 ATTEMPTS	5			1	4													1.7
257.6256D	Operating Vehicle Intoxicated, Contr. Sub. - 3rd Offense	5 ATTEMPTS	49	2	15	15	10		2	1	4									1.6
257.6257A2	Operating Vehicle Intoxicated, w/ Occupant <16 - 2nd+ Offense	5 ATTEMPTS	3			2		1												1.7
257.6263	Driving - Reckless - Causing Serious Impairment of Body Function	5 ATTEMPTS	1								1									3.9
257.6264	Driving - Reckless - Causing Death	15 ATTEMPTS	3						2					1						4.0
257.9044	Operate - License Susp./Rev./ Denied, Causing Death	15 ATTEMPTS	3						2					1						4.1
333.73413	Contr. Sub. - Imitation Mfg/ Distribution	2 ATTEMPTS	1					1												2.5
333.74012A1	Contr. Sub. - Del/Mfg 1,000+ Grams (Narc. or Cocaine)	LIFE ATTEMPTS	4											1	1	2				15.8
333.74012A2	Contr. Sub. - Del/Mfg 450 - 999 Grams (Narc. or Cocaine)	30 ATTEMPTS	2											1		1				14.8
333.74012A3	Contr. Sub. - Del/Mfg 50 - 449 Grams (Narc. or Cocaine)	20 ATTEMPTS	6				1						1	4						7.1
			1		1															.8

NOTE: Be sure to check for related offense codes when examining a particular type of crime. They may or may not be in sequential order or even on the same page.

# C2 2014 Total Prisoner Population by Minimum Term Distribution for Women – All Offenses

Page 2 of 11

C - 65

GRAND TOTALS			TOTAL*	.5	1	1.5	2	2.5	3	3.5	4	4.5	5	10	15	20	25	>25	LIFE	AVG
VIOLATIONS			2,120	14	121	271	336	113	162	42	99	40	93	291	131	90	66	49	202	6.2
ATTEMPTS			2,089	14	115	262	322	112	161	42	99	40	93	291	131	90	66	49	202	6.3
Max. Penalty			31		6	9	14	1	1											1.6
Compiled Laws	Offense	Max. Penalty																		
333.74012A4	Contr. Sub. - Del/Mfg Under 50 Grams (Narc. or Cocaine)	20 ATTEMPTS	46	1	2	10	17	6	4	3	2			1						2.2
333.74012B-A	Contr. Sub. - Del/Mfg (Sched. 1-3), Except Marijuana	7 ATTEMPTS	9		1	5	2		1											1.5
333.74012B1	Contr. Sub. - Del/Mfg Meth/ Ecstasy	20 ATTEMPTS	19				1	1	7		2	3	1	4						4.0
333.74012C-A	Contr. Sub. - Del/Mfg (Sched. 4)	4 ATTEMPTS	4			2	1	1												1.7
333.74012D3	Contr. Sub. - Del/Mfg Marijuana	4 ATTEMPTS	1			1														1.4
333.74012F	Prescription Forms - Del/Mfg/ Intent	7 ATTEMPTS	2				2													1.8
333.7401A	Contr. Sub. - Delivery to Commit Criminal Sexual Conduct	20 ATTEMPTS	1									1								4.3
333.7401C2A	Contr. Sub. - Operate/ Maintain Lab	10 ATTEMPTS	6			2	1		1				1	1						3.1
333.7401C2B	Contr. Sub. - Operate/ Maintain Lab Near Minor	20 ATTEMPTS	6						2			2	1	1						4.8
333.7401C2C	Contr. Sub. - Operate/Maintain Lab Involving Hazardous Waste	20 ATTEMPTS	6						1	1		1	2	1						4.4
333.7401C2E	Contr. Sub. - Operate/ Maintain Lab Involving Firearm	25 ATTEMPTS	2						1		1									3.5
333.7401C2F	Contr. Sub. - Operate/ Maintain Lab Involving Meth	20 ATTEMPTS	57 2		2	3	4 2	4	17	3	1	6	2	14	1					4.1 1.8
333.74022E	Contr. Sub. - Create/Deliver Analogue	15 ATTEMPTS	1				1													1.9
333.74032A3	Contr. Sub. - Possess 50 - 449 Grams (Narcotic)	20 ATTEMPTS	2 1		1							1	1							4.6 1.0
333.74032A5	Contr. Sub. - Possess <25 Grams (Narcotic)	4 ATTEMPTS	43		6	20	11	2	2	1				1						1.8
333.74032B-A	Contr. Sub. - Possess Analogues/Sched. 1-4	2 ATTEMPTS	2				1	1												2.1
333.74032B1	Contr. Sub. - Possess Methamphetamine	10 ATTEMPTS	17 2		1	6	6 2		2		1		1							2.1 2.0
333.7405D	Contr. Sub. - Maintain Drug House	2 ATTEMPTS	2			1			1											2.2

NOTE: Be sure to check for related offense codes when examining a particular type of crime. They may or may not be in sequential order or even on the same page.

# C2 2014 Total Prisoner Population by Minimum Term Distribution for Women – All Offenses

Page 3 of 11

C - 66

GRAND TOTALS			TOTAL*	.5	1	1.5	2	2.5	3	3.5	4	4.5	5	10	15	20	25	>25	LIFE	AVG
VIOLATIONS			2,120	14	121	271	336	113	162	42	99	40	93	291	131	90	66	49	202	6.2
ATTEMPTS			2,089	14	115	262	322	112	161	42	99	40	93	291	131	90	66	49	202	6.3
Max. Penalty			31		6	9	14	1	1											1.6
Compiled Laws	Offense	Max. Penalty																		
333.74071C	Contr. Sub. - Obtain by Fraud	4	8			3	5													1.8
	ATTEMPTS		2			2														1.4
333.74101-A	Contr. Sub. - Deliver to Minor	40	1												1					15.0
	<50 Grams (Narcotic/Cocaine)	ATTEMPTS																		
333.74102-A	Contr. Sub. - Deliver <50 Grams,	60	2				2													2.0
	School Prop. (Narc/Cocaine)	ATTEMPTS																		
333.74104-A	Contr. Sub. - Possess on School/	8	1						1											2.8
	Library Prop. (Narc./Coc.) <25 Gr	ATTEMPTS																		
400.601-B	Fraud - Welfare, Over \$500	4	1				1													1.8
	ATTEMPTS																			
400.602-B	Fraud - Welfare, Failure to	4	1			1														1.1
	Inform, Over \$500	ATTEMPTS																		
445.65	Identity Theft	5	18		2	4	8	1	2		1									1.9
	ATTEMPTS																			
445.65A	Identity Theft - Second Offense	10	2				1		1											2.3
	ATTEMPTS																			
445.65B	Identity Theft - Third Offense	15	1				1													2.0
	ATTEMPTS																			
445.67	Identity Theft - Obtain/Possess/	5	2		1		1													1.5
	Transfer ID w/ Intent	ATTEMPTS																		
500.45111	Insurance - Fraudulent Acts	4	1		1															1.0
	ATTEMPTS																			
750.110	Breaking & Entering - Bldg.	15	12	2	1	2	2	1	1				3							2.4
	w/ Intent	ATTEMPTS																		
750.110-B	Breaking & Entering -	15	1										1							5.0
	Occupied Bldg. w/ Intent	ATTEMPTS																		
750.110A2	Home Invasion - 1st Degree	20	70				2	2	8	2	11	5	7	28	3	1	1			6.1
	ATTEMPTS		2				1	1												2.1
750.110A3	Home Invasion - 2nd Degree	15	70		6	6	18	7	4	2	16	2	1	8						3.0
	ATTEMPTS		4		1		3													1.7
750.110A4	Home Invasion - 3rd Degree	5	12		2	4	4	1	1											1.7
	ATTEMPTS																			
750.116	Burglar's Tools - Possess	10	1	1																.4
	ATTEMPTS																			
750.1227B	Witness - Bribe/Intimidate/	10	1			1														1.3
	Interfere	ATTEMPTS																		

NOTE: Be sure to check for related offense codes when examining a particular type of crime. They may or may not be in sequential order or even on the same page.

# C2 2014 Total Prisoner Population by Minimum Term Distribution for Women – All Offenses

Page 4 of 11

C - 67

GRAND TOTALS			TOTAL*	.5	1	1.5	2	2.5	3	3.5	4	4.5	5	10	15	20	25	>25	LIFE	AVG
VIOLATIONS			2,120	14	121	271	336	113	162	42	99	40	93	291	131	90	66	49	202	6.2
ATTEMPTS			2,089	14	115	262	322	112	161	42	99	40	93	291	131	90	66	49	202	6.3
Max. Penalty			31		6	9	14	1	1											1.6
Compiled Laws	Offense	Max. Penalty																		
750.131A1	Check - No Account	2 ATTEMPTS	1		1															1.0
750.136B2	Child Abuse - 1st Degree	15 ATTEMPTS	15			1	1		1			1	1	9			1			7.7
750.136B3	Child Abuse - 2nd Degree	4 ATTEMPTS	7		1	2	2		1				1							2.2
750.136B4	Child Abuse - 3rd Degree	2 ATTEMPTS	2			2														1.3
750.145C2	Child Sexually Abusive Activity	20 ATTEMPTS	3										1	2						6.3
750.145D2F	Computer/Internet - Plan Crime w/ Other, Max 15+ yrs	20 ATTEMPTS	2								1			1						6.8
750.145N1	Vulnerable Adult Abuse - 1st Degree	15 ATTEMPTS	1						1											3.0
750.157A	Compounding Offenses	5 ATTEMPTS	1																1	
750.157B2	Homicide - Solicitation of Murder	LIFE ATTEMPTS	6											4		1		1		12.6
750.157N1	Financial Transaction Device - Steal/Retain w/o Consent	4 ATTEMPTS	1		1															1.0
750.157P	Financial Transaction Device - Possess w/ Intent to Use/Sell	4 ATTEMPTS	13		3	4	3	1	2											1.7
750.157Q	Financial Transaction Device - Illegal Sale/Use	4 ATTEMPTS	2			1	1													1.6
750.157V	Financial Transaction Device - False ID	4 ATTEMPTS	4	1	1		1		1											1.5
750.157W1C1	Financial Trans. Device - Fraud Withdraw/Transfer, \$1K - <\$20K	5 ATTEMPTS	1				1													2.0
750.159I1	Criminal Enterprise - Conduct	20 ATTEMPTS	1				1													2.0
750.159I2	Criminal Enterprise - Acquire/Maintain	20 ATTEMPTS	17					2	2	1	1	1	2	5	3					6.3
750.159I4-A	Criminal Enterprise - Conspiracy	20 ATTEMPTS	2						1		1									3.4
750.1744A	Embezzle - Agent or Trustee, \$1K - <\$20K	5 ATTEMPTS	1											1						10.0
			3			1		1	1											2.2
			1				1													1.7

NOTE: Be sure to check for related offense codes when examining a particular type of crime. They may or may not be in sequential order or even on the same page.

# C2 2014 Total Prisoner Population by Minimum Term Distribution for Women — All Offenses

Page 5 of 11

C - 68

GRAND TOTALS			TOTAL*	.5	1	1.5	2	2.5	3	3.5	4	4.5	5	10	15	20	25	>25	LIFE	AVG
VIOLATIONS			2,120	14	121	271	336	113	162	42	99	40	93	291	131	90	66	49	202	6.2
ATTEMPTS			2,089	14	115	262	322	112	161	42	99	40	93	291	131	90	66	49	202	6.3
Max. Penalty			31		6	9	14	1	1											1.6
Compiled Laws	Offense	Max. Penalty																		
750.1745A	Embezzle - Agent or Trustee, \$20K - <\$50K	10 ATTEMPTS	5			1	1		1		1			1						3.3
750.1746	Embezzle - \$50K - <\$100K	15 ATTEMPTS	6		1		3		1	1										2.2
750.1747	Embezzlement - \$100K or More	15 ATTEMPTS	14				2	2	5				2	3						4.0
750.174A4A	Embezzlement - From Vulnerable Adult, \$1K - <\$20K	5 ATTEMPTS	5				4	1												2.1
750.174A6A	Embezzlement - From Vulnerable Adult, \$50K - <\$100K	15 ATTEMPTS	1				1													1.6
750.1952	Escape - From Felony Jail Sentence	4 ATTEMPTS	3			2		1												1.5
750.1972	Escape - Awaiting Trial for Felony	4 ATTEMPTS	1						1											3.0
750.197C-A	Assault of Prison Employee	4 ATTEMPTS	6		2	1		1	1		1									2.1
750.199A	Bond - Abscond or Forfeit	4 ATTEMPTS	2			2														1.4
750.213	Extortion	20 ATTEMPTS	1								1									3.8
750.2184A	False Pretenses - \$1K - <\$20K	5 ATTEMPTS	4		1	1	1	1												1.7
750.2185A	False Pretenses - \$20K or More	10 ATTEMPTS	2				1				1									3.0
750.224F	Weapons - Firearms, Possession by Felon	5 ATTEMPTS	5		1	3	1													1.4
750.227	Weapons - Carry Concealed	5 ATTEMPTS	3		1		1	1												1.8
750.227B-A	Weapons - Felony Firearm	2 ATTEMPTS	31				31													2.0
750.248	Forgery	14 ATTEMPTS	13		1	4	4		2				1	1						2.7
750.249	Utter & Publish	14 ATTEMPTS	57		13	13	20	3	2	1	1		2	2						2.0
			5			4	1													1.6
750.251	Forge Bank Bills/Promissory Notes	7 ATTEMPTS	1							1										3.2

NOTE: Be sure to check for related offense codes when examining a particular type of crime. They may or may not be in sequential order or even on the same page.



# C2 2014 Total Prisoner Population by Minimum Term Distribution for Women – All Offenses

Page 6 of 11

C - 69

GRAND TOTALS			TOTAL*	.5	1	1.5	2	2.5	3	3.5	4	4.5	5	10	15	20	25	>25	LIFE	AVG
VIOLATIONS			2,120	14	121	271	336	113	162	42	99	40	93	291	131	90	66	49	202	6.2
ATTEMPTS			2,089	14	115	262	322	112	161	42	99	40	93	291	131	90	66	49	202	6.3
Max. Penalty			31		6	9	14	1	1											1.6
Compiled Laws	Offense	Max. Penalty																		
750.253	Utter & Publish - Counterfeit Bills/Notes	5 ATTEMPTS	2				1	1												2.1
750.254	Utter & Publish - Possess Counterfeit Bank/State/Bills	5 ATTEMPTS	1			1														1.5
750.316	Homicide	LIFE ATTEMPTS	42																42	
750.316-A	Homicide - Murder 1st Degree, Premeditated	LIFE ATTEMPTS	56																56	
750.316-B	Homicide - Felony Murder	LIFE ATTEMPTS	51																51	
750.316-C	Homicide - Open Murder, Statutory Short Form	LIFE ATTEMPTS	21													1	1		19	21.3
750.317	Homicide - Murder 2nd Degree	LIFE ATTEMPTS	256										2	21	54	66	51	38	24	20.4
750.317A	Deliver Controlled Substance Cause Death	LIFE ATTEMPTS	6		1						1		1	2	1					6.9
750.321	Homicide - Manslaughter	15 ATTEMPTS	12				2			2	2		2	4						5.4
750.321-A	Homicide - Manslaughter, Statutory Short Form	15 ATTEMPTS	20				1	1	3	1	3	1	1	8	1					5.9
750.321-C	Homicide - Manslaughter, Involuntary	15 ATTEMPTS	23		1	2	1	1			2	1	5	10						5.1
750.321-E	Homicide - Manslaughter w/ Motor Vehicle	15 ATTEMPTS	1				1													2.0
750.329	Homicide - Manslaughter, Death w/ Weapon, Aim w/o Malice	15 ATTEMPTS	5										1	4						6.6
750.329	Homicide - Manslaughter, Death w/ Weapon, Aim w/o Malice	15 ATTEMPTS	4						1				2	1						4.7
750.349	Kidnapping	LIFE ATTEMPTS	7										1		2			1	3	17.6
750.349B	Unlawful Imprisonment	15 ATTEMPTS	7					1	1		1	1	1	2						4.5
750.350	Kidnapping - Child Enticement	LIFE ATTEMPTS	2								1		1							4.4
750.3562A	Larceny - \$20K or More	10 ATTEMPTS	1				1													1.9
750.3563A	Larceny - \$1K - <\$20K	5 ATTEMPTS	9	2		3	1	1	2											1.7

NOTE: Be sure to check for related offense codes when examining a particular type of crime. They may or may not be in sequential order or even on the same page.

# C2 2014 Total Prisoner Population by Minimum Term Distribution for Women – All Offenses

Page 7 of 11

C - 70

GRAND TOTALS			TOTAL*	.5	1	1.5	2	2.5	3	3.5	4	4.5	5	10	15	20	25	>25	LIFE	AVG
VIOLATIONS			2,120	14	121	271	336	113	162	42	99	40	93	291	131	90	66	49	202	6.2
ATTEMPTS			2,089	14	115	262	322	112	161	42	99	40	93	291	131	90	66	49	202	6.3
Max. Penalty			31		6	9	14	1	1											1.6
Compiled Laws	Offense	Max. Penalty																		
750.356A1	Larceny - From Motor Vehicle	5	2			1		1												1.8
750.356A2C1	Breaking & Entering - Vehide/Semi-Trailer/House Trailer, \$1K - <\$20K	5	1			1														1.0
750.356C	Retail Fraud - 1st Degree	5	138		21	36	42	9	16	4	9		1							2.0
	ATTEMPTS		1						1											3.0
750.357	Larceny from Person	10	21		2	4	8	3	1				2	1						2.3
750.357B	Weapons - Firearms - Larceny	5	4		1	1			1					1						3.9
	ATTEMPTS																			
750.360	Larceny in Building	4	30	2	1	11	10	3	2		1									1.7
	ATTEMPTS		2		1	1														1.0
750.3622A	Larceny by Conversion, \$20K or More	10	1								1									4.0
750.3623A	Larceny by Conversion, \$1K - <\$20K	5	1			1														1.5
	ATTEMPTS																			
750.377A1B1	Malicious Destruction Pers. Prop., \$1K - <\$20K	5	1					1												2.3
	ATTEMPTS																			
750.377A1B2	Malicious Destruction Pers. Prop., \$200 - <\$1K - 2nd+ Offense	5	1		1															.8
	ATTEMPTS																			
750.377B	Malicious Destruction Fire/Police Property	4	2			1	1													1.7
	ATTEMPTS																			
750.3803A	Malicious Destruction of Bldg., \$1K - <\$20K	5	2		1	1														1.0
	ATTEMPTS																			
750.411A1B	False Report of Felony	4	2			2														1.3
	ATTEMPTS																			
750.411I	Stalking - Aggravated	5	6		2		2		1					1						2.5
	ATTEMPTS																			
750.413	Motor Vehicle - Unlawful Drive Away	5	14		2	4	5	2			1									1.9
	ATTEMPTS																			
750.414	Motor Vehicle - Unlawful Use	2	3			2	1													1.4
	ATTEMPTS																			
750.422-B	Perjury - Court Proceeding	15	3		1		1							1						3.2
	ATTEMPTS																			
750.424-B	Perjury - Subornation, Court Proceeding	15	1										1							5.0
	ATTEMPTS																			

NOTE: Be sure to check for related offense codes when examining a particular type of crime. They may or may not be in sequential order or even on the same page.

# C2 2014 Total Prisoner Population by Minimum Term Distribution for Women – All Offenses

Page 8 of 11

C - 71

GRAND TOTALS			TOTAL*	.5	1	1.5	2	2.5	3	3.5	4	4.5	5	10	15	20	25	>25	LIFE	AVG
VIOLATIONS			2,120	14	121	271	336	113	162	42	99	40	93	291	131	90	66	49	202	6.2
ATTEMPTS			2,089	14	115	262	322	112	161	42	99	40	93	291	131	90	66	49	202	6.3
Max. Penalty			31		6	9	14	1	1											1.6
Compiled Laws	Offense	Max. Penalty																		
750.4362A	Poisoning - Food/Drink/ Medicine/Water	15 ATTEMPTS	1											1						8.0
750.451-D	Prostitution - 3rd+ Offense	2 ATTEMPTS	2			2														1.3
750.457	Prostitution - Accept Earnings	20 ATTEMPTS	1						1											3.0
750.4792	Public Officer - Assault/Obstruct	2 ATTEMPTS	1					1												2.2
750.483A6B	Tamper w/ Evidence - Criminal Case Max >10 yr Term	10 ATTEMPTS	2			1			1											2.3
750.505-A	Obstruction of Justice	5 ATTEMPTS	4	1		1		1						1						2.6
750.505-B	Accessory After the Fact to Felony	5 ATTEMPTS	2			1	1													1.8
750.520B	CSC - 1st Degree - Multiple Variables	LIFE ATTEMPTS	10									1	1	1	1		1	2	3	16.8
750.520B1A	CSC - 1st Degree - Person Under 13	LIFE ATTEMPTS	19										2	2	6	4	3	1	1	15.8
750.520B1B	CSC - 1st Degree - Relationship	LIFE ATTEMPTS	8											4	3	1				11.6
750.520B1D	CSC - 1st Degree - Accomplices	LIFE ATTEMPTS	2											1	1					10.5
750.520B2B	CSC - 1st Degree - Person <13, Defendant 17+ yrs.	LIFE ATTEMPTS	4												1		3			22.5
750.520C	CSC - 2nd Degree - Multiple Variables	15 ATTEMPTS	2			1			1											2.2
750.520C1A	CSC - 2nd Degree - Person Under 13	15 ATTEMPTS	3				1	1					1							3.1
750.520C1B	CSC - 2nd Degree - Relationship	15 ATTEMPTS	1				1													2.0
750.520C2B	CSC - 2nd Degree - Person <13, Defendant 17+ yrs.	15 ATTEMPTS	4			1		1						2						4.4
750.520D	CSC - 3rd Degree - Multiple Variables	15 ATTEMPTS	6				2		1		1			2						4.4
750.520D1A	CSC - 3rd Degree - Person 13-15	15 ATTEMPTS	16 2		1	1	2	3			2		2	4	1					4.7 1.6

NOTE: Be sure to check for related offense codes when examining a particular type of crime. They may or may not be in sequential order or even on the same page.

# C2 2014 Total Prisoner Population by Minimum Term Distribution for Women – All Offenses

Page 9 of 11

C - 72

GRAND TOTALS			TOTAL*	.5	1	1.5	2	2.5	3	3.5	4	4.5	5	10	15	20	25	>25	LIFE	AVG
VIOLATIONS			2,120	14	121	271	336	113	162	42	99	40	93	291	131	90	66	49	202	6.2
ATTEMPTS			2,089	14	115	262	322	112	161	42	99	40	93	291	131	90	66	49	202	6.3
Max. Penalty			31		6	9	14	1	1											1.6
Compiled Laws	Offense	Max. Penalty																		
750.520D1B	CSC - 3rd Degree - Force/Coercion	15 ATTEMPTS	2						1					1						4.4
750.520D1C	CSC - 3rd Degree - Incapacitated Victim	15 ATTEMPTS	1										1							5.0
750.520D1E	CSC - 3rd Degree - Student	15 ATTEMPTS	2						1					1						5.5
750.520E1A	CSC - 4th Degree - Force/Coercion	2 ATTEMPTS	1		1															1.0
750.520G1	CSC - Assault w/ Intent to Commit Sexual Penetration	10 ATTEMPTS	2								1	1								4.0
750.529	Robbery - Armed	LIFE ATTEMPTS	138		1	2	1	8	5	12	4	7	14	53	21	5	2	2	1	7.7
750.529A	Carjacking	LIFE ATTEMPTS	1		1															1.3
750.529A	Carjacking	LIFE ATTEMPTS	17						1		1		3	4	4	1	1	1	1	12.1
750.530	Robbery - Unarmed	15 ATTEMPTS	59		1	7	7	9	14	3	7	1	3	6	1					3.3
750.531-A	Bank Robbery	LIFE ATTEMPTS	2																	1.6
750.531-A	Bank Robbery	LIFE ATTEMPTS	5				1				1		1	2						4.9
750.5353A	Stolen Prop. - Receive & Conceal, \$1K - <\$20K	5 ATTEMPTS	1		1															1.0
750.5353A	Stolen Prop. - Receive & Conceal, \$1K - <\$20K	5 ATTEMPTS	10		2	3	3	1	1											1.7
750.5357	Stolen Prop. - Receive & Conceal, Motor Vehicle	5 ATTEMPTS	2			1	1													1.6
750.535B	Weapons - Firearms, Receive & Conceal	10 ATTEMPTS	1				1													1.9
750.72	Arson - Dwelling House/ Curtilage	20 ATTEMPTS	1			1														1.5
750.72-A	Arson - Dwelling House	20 ATTEMPTS	16			1	2	3	2				1	7						4.7
750.73	Arson - Real Property	10 ATTEMPTS	3			2	1													1.6
750.731	Arson - Second Degree	20 ATTEMPTS	3						1			1			1					7.4
750.74	Arson - Personal Property, Over \$50	4 ATTEMPTS	1				1													1.7
750.75	Arson - Insured Property	10 ATTEMPTS	1								1									4.0

NOTE: Be sure to check for related offense codes when examining a particular type of crime. They may or may not be in sequential order or even on the same page.

# C2 2014 Total Prisoner Population by Minimum Term Distribution for Women – All Offenses

Page 10 of 11

C - 73

GRAND TOTALS			TOTAL*	.5	1	1.5	2	2.5	3	3.5	4	4.5	5	10	15	20	25	>25	LIFE	AVG
VIOLATIONS			2,120	14	121	271	336	113	162	42	99	40	93	291	131	90	66	49	202	6.2
ATTEMPTS			2,089	14	115	262	322	112	161	42	99	40	93	291	131	90	66	49	202	6.3
Max. Penalty			31		6	9	14	1	1											1.6
Compiled Laws	Offense	Max. Penalty																		
750.761A	Arson of an Insured Dwelling	LIFE	1											1						5.8
750.761B	Arson of Insured Real Property	20	1			1														1.5
750.771C1	Arson - Preparation to Burn Property, \$1K - <\$20K	5	1			1														1.3
750.771D1	Arson - Preparation to Burn Property, \$20K or More	10	2			1					1									2.5
750.814	Domestic Violence - 3rd Offense	2	6			3	3													1.6
750.81A3	Domestic Violence, Aggravated - 2nd Offense	2	1					1												2.5
750.81D1	Police Officer - Assault/Resist/Obstruct	2	8			5	1	1			1									1.8
750.81D2	Police Officer - Assault/Resist/Obstruct, Causing Injury	4	1					1												2.3
750.82	Felonious Assault	4	25		2	11	6	3	2				1							1.9
750.83	Assault w/ Intent to Murder	LIFE	35				1					1	1	14	10	3	2	3		13.1
750.84	Assault w/ Intent to do Great Bodily Harm Less Than Murder	10	54	1	2	4	7	5	10	3	5		7	9	1					3.6
750.85	Torture	LIFE	9											1	5	3				15.1
750.88	Assault w/ Intent to Rob While Unarmed	15	7		1		2		1		1			1	1					4.7
750.89	Assault w/ Intent to Rob While Armed	LIFE	16					1					1	9	5					9.4
750.91	Homicide - Attempted Murder	LIFE	2												1	1				14.6
752.1084	Organized Retail Crime	5	4		1	2	1													1.5
752.7973D	Computers - Use to Commit Crime Max 4 yrs - <10 yrs	7	1				1													2.0
752.7973F	Computers - Use to Commit Crime Max 20 yrs or More	20	2								1			1						4.6

NOTE: Be sure to check for related offense codes when examining a particular type of crime. They may or may not be in sequential order or even on the same page.

## C2 2014 Total Prisoner Population by Minimum Term Distribution for Women — All Offenses

Page 11 of 11

			TOTAL*	.5	1	1.5	2	2.5	3	3.5	4	4.5	5	10	15	20	25	>25	LIFE	AVG
GRAND TOTALS			2,120	14	121	271	336	113	162	42	99	40	93	291	131	90	66	49	202	6.2
VIOLATIONS			2,089	14	115	262	322	112	161	42	99	40	93	291	131	90	66	49	202	6.3
ATTEMPTS			31		6	9	14	1	1											1.6
Compiled Laws	Offense	Max. Penalty																		
767A.91B	Prosecutor's Investigative Subpoena Perjury	LIFE ATTEMPTS	1				1													1.7
801.2622	Jails - Prisoner Possess Weapon	5 ATTEMPTS	1			1														1.5
801.2631	Jails - Furnish Contraband to Prisoner	5 ATTEMPTS	3			1	2													1.6
801.2632	Jails - Prisoner Possessing Contraband	5 ATTEMPTS	4		1	2		1												1.6

\* Sentences with insufficient information = 3.

NOTES: Be sure to check for related offense codes when examining a particular type of crime. They may or may not be in sequential order or even on the same page.

Largest minimum term is reported for prisoners with multiple offenses.

When minimum terms exceed maximum penalties, that may be due to anomalies in criminal justice practices, habitualized offenses, database errors, etc.

Each minimum term category is rounded up from the preceding category (for example, the ten-year category includes all minimums longer than five years up to exactly ten years).

Minimum term averages are based on raw data (with life sentences excluded from the calculations).

HYTA cases are included in the data.

Source: Offender Management Network Information (OMNI)

## 2014 Age Breakdown of Prisoner Population by Location

Page 1 of 2

C - 75

INSTITUTION	< 20	20-24	25-29	30-34	35-39	40-44	45-49	50-54	55-59	60-64	65-69	70-74	75-79	80+	MED AGE	AVG AGE	COUNT
Alger Corr. Fac. (LMF)	19 2.1%	194 21.9%	189 21.3%	146 16.5%	100 11.3%	83 9.4%	62 7.0%	50 5.6%	21 2.4%	9 1.0%	9 1.0%	2 .2%	2 .2%	0 0.0%	30.5	34	886
Baraga Max. Corr. Fac. (AMF)	8 .9%	203 23.4%	183 21.1%	150 17.3%	102 11.7%	69 7.9%	59 6.8%	47 5.4%	31 3.6%	9 1.0%	8 .9%	0 0.0%	0 0.0%	0 0.0%	31	33	869
Bellamy Creek Corr. Fac. (IBC)	44 2.5%	341 19.1%	325 18.2%	246 13.8%	212 11.9%	165 9.3%	176 9.9%	127 7.1%	83 4.7%	28 1.6%	27 1.5%	7 .4%	0 0.0%	1 .1%	33	36	1,782
Brooks, Earnest C. Corr. Fac. (LRF)	13 1.1%	184 15.1%	190 15.5%	175 14.3%	152 12.4%	129 10.6%	133 10.9%	83 6.8%	70 5.7%	49 4.0%	25 2.0%	13 1.1%	4 .3%	2 .2%	36	38	1,222
Carson City Corr. Fac. (DRF)	16 .7%	231 10.6%	290 13.4%	294 13.5%	281 12.9%	254 11.7%	234 10.8%	241 11.1%	165 7.6%	95 4.4%	42 1.9%	19 .9%	7 .3%	1 .0%	39	40	2,170
Central Michigan Corr. Fac. (STF)	20 .8%	208 8.7%	337 14.1%	383 16.0%	335 14.0%	362 15.1%	290 12.1%	204 8.5%	146 6.1%	64 2.7%	28 1.2%	13 .5%	1 .0%	1 .0%	38	39	2,392
Chippewa Corr. Fac. (URF)	17 .8%	266 13.0%	354 17.3%	298 14.5%	309 15.1%	218 10.6%	208 10.1%	154 7.5%	118 5.8%	64 3.1%	31 1.5%	10 .5%	4 .2%	0 0.0%	36	38	2,051
Cooper Street Corr. Fac. (JCS)	20 1.1%	184 10.6%	266 15.3%	272 15.6%	252 14.5%	198 11.4%	155 8.9%	178 10.2%	104 6.0%	55 3.2%	36 2.1%	13 .7%	4 .2%	3 .2%	37	39	1,740
Cotton, G. Robert Corr. Fac. (JCF)	24 1.3%	242 12.8%	269 14.2%	258 13.7%	203 10.7%	202 10.7%	227 12.0%	184 9.7%	130 6.9%	77 4.1%	40 2.1%	22 1.2%	6 .3%	5 .3%	38	40	1,889
Egeler, C.E. Reception & Guidance (RGC)	54 4.6%	203 17.3%	187 16.0%	167 14.3%	154 13.2%	118 10.1%	90 7.7%	84 7.2%	51 4.4%	17 1.5%	24 2.0%	7 .6%	9 .8%	6 .5%	34	36	1,171
Handlon, Richard A. Corr. Fac. (MTU)	21 1.7%	163 13.1%	152 12.2%	165 13.3%	143 11.5%	149 12.0%	142 11.4%	120 9.6%	91 7.3%	52 4.2%	23 1.8%	13 1.0%	10 .8%	1 .1%	39	40	1,245
Harrison, Gus Corr. Fac. (ARF)	28 1.2%	217 9.3%	309 13.3%	334 14.3%	340 14.6%	270 11.6%	282 12.1%	236 10.1%	153 6.6%	91 3.9%	34 1.5%	24 1.0%	7 .3%	3 .1%	38	40	2,328
Intensive Reentry Prog. - Female (IRF)	0 0.0%	3 50.0%	0 0.0%	2 33.3%	0 0.0%	1 16.7%	0 0.0%	0 0.0%	0 0.0%	0 0.0%	0 0.0%	0 0.0%	0 0.0%	0 0.0%	28.5	30	6
Intensive Reentry Prog. - Male (IRM)	3 1.8%	67 40.4%	48 28.9%	27 16.3%	8 4.8%	6 3.6%	3 1.8%	2 1.2%	0 0.0%	2 1.2%	0 0.0%	0 0.0%	0 0.0%	0 0.0%	26	28	166
Ionia Max Corr. Fac. (ICF)	13 1.9%	120 17.7%	123 18.1%	101 14.9%	79 11.6%	68 10.0%	53 7.8%	54 8.0%	28 4.1%	26 3.8%	9 1.3%	4 .6%	1 .1%	0 0.0%	34	36	679
Kinross Corr. Fac. (KCF)	10 .5%	119 6.4%	222 11.9%	237 12.7%	282 15.2%	269 14.5%	229 12.3%	203 10.9%	131 7.0%	91 4.9%	44 2.4%	16 .9%	5 .3%	1 .1%	41	41	1,859
Lakeland Corr. Fac. (LCF)	10 .7%	92 6.3%	128 8.8%	129 8.9%	141 9.7%	170 11.7%	161 11.1%	163 11.2%	161 11.1%	123 8.5%	95 6.5%	50 3.4%	19 1.3%	13 .9%	47	46	1,455
Macomb Corr. Fac. (MRF)	24 1.7%	176 12.7%	174 12.6%	189 13.6%	192 13.9%	184 13.3%	165 11.9%	97 7.0%	94 6.8%	45 3.2%	29 2.1%	13 .9%	4 .3%	0 0.0%	37.5	39	1,386
Marquette Branch Prison (MBP)	13 1.2%	161 15.0%	179 16.7%	176 16.4%	133 12.4%	113 10.6%	98 9.2%	106 9.9%	48 4.5%	27 2.5%	9 .8%	5 .5%	1 .1%	1 .1%	35	37	1,070
Michigan Reformatory (RMI)	26 2.1%	256 20.6%	219 17.6%	180 14.5%	147 11.8%	168 13.5%	93 7.5%	66 5.3%	54 4.3%	26 2.1%	6 .5%	4 .3%	0 0.0%	0 0.0%	33	35	1,245
Muskegon Corr. Fac. (MCF)	10 .8%	80 6.1%	125 9.6%	154 11.8%	190 14.6%	173 13.3%	182 14.0%	139 10.7%	106 8.1%	79 6.1%	43 3.3%	16 1.2%	5 .4%	1 .1%	42	43	1,303
Newberry Corr. Fac. (NCF)	11 1.0%	105 9.6%	151 13.8%	170 15.5%	132 12.0%	163 14.9%	129 11.8%	108 9.9%	68 6.2%	33 3.0%	19 1.7%	3 .3%	3 .3%	1 .1%	38	39	1,096
Oaks Corr. Fac. (ECF)	33 3.0%	191 17.2%	215 19.3%	189 17.0%	143 12.8%	113 10.2%	79 7.1%	66 5.9%	41 3.7%	23 2.1%	12 1.1%	8 .7%	0 0.0%	0 0.0%	32	35	1,113

# C3 2014 Age Breakdown of Prisoner Population by Location

Page 2 of 2

INSTITUTION	< 20	20-24	25-29	30-34	35-39	40-44	45-49	50-54	55-59	60-64	65-69	70-74	75-79	80+	MED AGE	AVG AGE	COUNT
Ojibway Corr. Fac. (OCF)	14 1.2%	136 11.9%	173 15.2%	186 16.3%	177 15.5%	144 12.6%	117 10.3%	93 8.2%	56 4.9%	29 2.5%	10 .9%	4 .4%	1 .1%	0 0.0%	36	38	1,140
Parnall Corr. Fac. (SMT)	23 1.4%	155 9.3%	217 13.0%	228 13.7%	227 13.6%	217 13.0%	209 12.5%	184 11.0%	102 6.1%	57 3.4%	26 1.6%	16 1.0%	5 .3%	4 .2%	39	40	1,670
Pugsley Corr. Fac. (MPF)	9 .7%	114 8.6%	150 11.3%	179 13.4%	179 13.4%	191 14.3%	192 14.4%	152 11.4%	89 6.7%	38 2.9%	26 2.0%	12 .9%	1 .1%	0 0.0%	40	41	1,332
Ryan Corr. Fac. (RRF)	0 0.0%	1 1.2%	2 2.5%	3 3.7%	8 9.9%	8 9.9%	13 16.0%	15 18.5%	12 14.8%	9 11.1%	6 7.4%	2 2.5%	1 1.2%	1 1.2%	52	51	81
Saginaw Corr. Fac. (SRF)	41 2.8%	251 17.2%	236 16.1%	205 14.0%	170 11.6%	163 11.1%	137 9.4%	105 7.2%	66 4.5%	48 3.3%	23 1.6%	14 1.0%	3 .2%	0 0.0%	34	37	1,462
Special Alt. Incar. Fac. - Female (ZLW)	2 15.4%	1 7.7%	4 30.8%	3 23.1%	2 15.4%	1 7.7%	0 0.0%	0 0.0%	0 0.0%	0 0.0%	0 0.0%	0 0.0%	0 0.0%	0 0.0%	29	29	13
Special Alt. Incar. Fac. - Male (ZLI)	11 7.9%	48 34.5%	37 26.6%	20 14.4%	9 6.5%	5 3.6%	4 2.9%	3 2.2%	1 .7%	1 .7%	0 0.0%	0 0.0%	0 0.0%	0 0.0%	26	28	139
St. Louis Corr. Fac. (SLF)	41 3.6%	356 31.2%	238 20.9%	142 12.4%	99 8.7%	78 6.8%	77 6.7%	43 3.8%	27 2.4%	24 2.1%	11 1.0%	4 .4%	1 .1%	0 0.0%	28	32	1,141
Thumb Corr. Fac. (TCF)	260 22.6%	256 22.2%	61 5.3%	82 7.1%	82 7.1%	103 8.9%	75 6.5%	73 6.3%	52 4.5%	55 4.8%	34 3.0%	14 1.2%	4 .3%	1 .1%	29	34	1,152
Virtual Prisons*	6 1.7%	90 25.4%	77 21.8%	54 15.3%	42 11.9%	42 11.9%	20 5.6%	13 3.7%	8 2.3%	2 .6%	0 0.0%	0 0.0%	0 0.0%	0 0.0%	30	32	354
West Shoreline Corr. Fac. (MTF)	13 1.0%	116 9.1%	155 12.2%	182 14.3%	177 13.9%	165 12.9%	152 11.9%	129 10.1%	97 7.6%	45 3.5%	21 1.6%	17 1.3%	6 .5%	0 0.0%	39	40	1,275
Women's Huron Valley Corr. Fac. (WHV)	22 1.0%	260 12.4%	305 14.5%	327 15.5%	316 15.0%	258 12.3%	248 11.8%	189 9.0%	104 4.9%	44 2.1%	20 1.0%	5 .2%	4 .2%	1 .0%	36	38	2,103
Woodland Center Corr. Fac. (WCC)	2 .6%	27 7.6%	49 13.8%	53 14.9%	53 14.9%	43 12.1%	29 8.2%	33 9.3%	27 7.6%	21 5.9%	11 3.1%	7 2.0%	0 0.0%	0 0.0%	39	41	355
Total	881 2.0%	5,817 13.4%	6,339 14.6%	6,105 14.1%	5,571 12.9%	5,063 11.7%	4,523 10.4%	3,744 8.6%	2,535 5.8%	1,458 3.4%	781 1.8%	357 .8%	118 .3%	47 .1%	36	37	43,359**

\* Prisoners who are serving a bulk of their sentence in a county jail.

\*\* Total includes 19 cases with insufficient information.

Source: Offender Management Network Information (OMNI)



# C3a 2014 Age Breakdown of White Prisoner Population by Location

Page 1 of 2

C - 77

INSTITUTION	< 20	20-24	25-29	30-34	35-39	40-44	45-49	50-54	55-59	60-64	65-69	70-74	75-79	80+	MED AGE	AVG AGE	COUNT
Alger Corr. Fac. (LMF)	4 1.4%	33 11.6%	59 20.7%	55 19.3%	37 13.0%	32 11.2%	24 8.4%	16 5.6%	12 4.2%	6 2.1%	3 1.1%	2 .7%	2 .7%	0 0.0%	34	36	285
Baraga Max. Corr. Fac. (AMF)	2 .8%	36 14.9%	47 19.4%	49 20.2%	36 14.9%	24 9.9%	18 7.4%	14 5.8%	9 3.7%	1 .4%	6 2.5%	0 0.0%	0 0.0%	0 0.0%	33	35	242
Bellamy Creek Corr. Fac. (IBC)	8 1.0%	110 13.6%	151 18.6%	130 16.0%	106 13.1%	77 9.5%	85 10.5%	65 8.0%	39 4.8%	16 2.0%	21 2.6%	2 .2%	0 0.0%	0 0.0%	35	37	810
Brooks, Earnest C. Corr. Fac. (LRF)	3 .5%	54 9.7%	85 15.2%	86 15.4%	71 12.7%	60 10.7%	63 11.3%	44 7.9%	39 7.0%	26 4.7%	17 3.0%	7 1.3%	3 .5%	1 .2%	38	40	559
Carson City Corr. Fac. (DRF)	5 .5%	88 8.5%	120 11.6%	132 12.8%	147 14.2%	108 10.4%	113 10.9%	133 12.9%	92 8.9%	46 4.4%	30 2.9%	13 1.3%	7 .7%	1 .1%	41	42	1,035
Central Michigan Corr. Fac. (STF)	6 .5%	77 6.5%	165 13.9%	216 18.2%	150 12.6%	173 14.6%	148 12.4%	101 8.5%	86 7.2%	35 2.9%	21 1.8%	9 .8%	1 .1%	1 .1%	39	40	1,189
Chippewa Corr. Fac. (URF)	4 .6%	67 9.5%	108 15.3%	116 16.5%	98 13.9%	74 10.5%	73 10.4%	67 9.5%	45 6.4%	27 3.8%	20 2.8%	4 .6%	1 .1%	0 0.0%	37	39	704
Cooper Street Corr. Fac. (JCS)	4 .5%	68 7.9%	134 15.5%	143 16.5%	123 14.2%	95 11.0%	71 8.2%	104 12.0%	58 6.7%	27 3.1%	25 2.9%	8 .9%	4 .5%	2 .2%	38	40	866
Cotton, G. Robert Corr. Fac. (JCF)	7 .9%	80 10.6%	96 12.7%	108 14.3%	76 10.1%	92 12.2%	93 12.3%	77 10.2%	53 7.0%	31 4.1%	22 2.9%	16 2.1%	2 .3%	3 .4%	40	41	756
Egeler, C.E. Reception & Guidance (RGC)	21 3.5%	70 11.8%	86 14.5%	106 17.9%	83 14.0%	61 10.3%	49 8.3%	47 7.9%	26 4.4%	11 1.9%	17 2.9%	5 .8%	6 1.0%	5 .8%	35	38	593
Handlon, Richard A. Corr. Fac. (MTU)	6 1.1%	60 10.8%	64 11.5%	83 15.0%	50 9.0%	51 9.2%	78 14.1%	68 12.3%	46 8.3%	19 3.4%	13 2.3%	8 1.4%	8 1.4%	1 .2%	41	41	555
Harrison, Gus Corr. Fac. (ARF)	12 1.0%	96 8.2%	135 11.6%	155 13.3%	175 15.0%	139 11.9%	151 12.9%	129 11.0%	87 7.4%	43 3.7%	23 2.0%	16 1.4%	4 .3%	3 .3%	40	41	1,168
Intensive Reentry Prog. - Female (IRF)	0 0.0%	0 0.0%	0 0.0%	2 66.7%	0 0.0%	1 33.3%	0 0.0%	0 0.0%	0 0.0%	0 0.0%	0 0.0%	0 0.0%	0 0.0%	0 0.0%	34	36	3
Intensive Reentry Prog. - Male (IRM)	0 0.0%	24 41.4%	13 22.4%	9 15.5%	5 8.6%	4 6.9%	2 3.4%	0 0.0%	0 0.0%	1 1.7%	0 0.0%	0 0.0%	0 0.0%	0 0.0%	27	29	58
Ionia Max Corr. Fac. (ICF)	2 .8%	37 14.0%	40 15.2%	45 17.0%	27 10.2%	35 13.3%	20 7.6%	28 10.6%	13 4.9%	12 4.5%	3 1.1%	2 .8%	0 0.0%	0 0.0%	36	38	264
Kinross Corr. Fac. (KCF)	1 .1%	44 6.3%	71 10.1%	88 12.5%	97 13.8%	95 13.5%	72 10.2%	94 13.4%	57 8.1%	43 6.1%	28 4.0%	10 1.4%	3 .4%	1 .1%	42	43	704
Lakeland Corr. Fac. (LCF)	0 0.0%	26 4.1%	50 7.9%	59 9.3%	58 9.2%	68 10.7%	70 11.1%	73 11.5%	66 10.4%	59 9.3%	47 7.4%	32 5.1%	16 2.5%	9 1.4%	48	49	633
Macomb Corr. Fac. (MRF)	5 .9%	50 9.2%	62 11.4%	79 14.5%	83 15.3%	68 12.5%	68 12.5%	42 7.7%	44 8.1%	20 3.7%	12 2.2%	8 1.5%	3 .6%	0 0.0%	39	40	544
Marquette Branch Prison (MBP)	6 1.1%	64 11.7%	80 14.7%	97 17.8%	62 11.4%	57 10.4%	64 11.7%	59 10.8%	28 5.1%	18 3.3%	5 .9%	4 .7%	1 .2%	1 .2%	37	38	546
Michigan Reformatory (RMI)	5 1.1%	58 13.0%	64 14.3%	82 18.4%	48 10.8%	74 16.6%	41 9.2%	37 8.3%	22 4.9%	10 2.2%	3 .7%	2 .4%	0 0.0%	0 0.0%	36	37	446
Muskegon Corr. Fac. (MCF)	4 .8%	27 5.7%	42 8.9%	59 12.5%	69 14.6%	54 11.4%	67 14.2%	52 11.0%	35 7.4%	27 5.7%	24 5.1%	8 1.7%	3 .6%	1 .2%	43	44	472
Newberry Corr. Fac. (NCF)	5 .9%	40 7.2%	67 12.1%	81 14.6%	63 11.4%	90 16.2%	63 11.4%	60 10.8%	43 7.7%	22 4.0%	15 2.7%	2 .4%	3 .5%	1 .2%	41	41	555
Oaks Corr. Fac. (ECF)	10 2.1%	55 11.5%	97 20.2%	93 19.4%	59 12.3%	46 9.6%	38 7.9%	32 6.7%	24 5.0%	10 2.1%	9 1.9%	7 1.5%	0 0.0%	0 0.0%	34	37	480

# C3a 2014 Age Breakdown of White Prisoner Population by Location

Page 2 of 2

C - 78

INSTITUTION	< 20	20-24	25-29	30-34	35-39	40-44	45-49	50-54	55-59	60-64	65-69	70-74	75-79	80+	MED AGE	AVG AGE	COUNT
Ojibway Corr. Fac. (OCF)	3 .6%	45 8.4%	69 12.9%	98 18.3%	82 15.3%	62 11.6%	59 11.0%	52 9.7%	38 7.1%	17 3.2%	7 1.3%	3 .6%	1 .2%	0 0.0%	38	39	536
Parnall Corr. Fac. (SMT)	8 .8%	86 8.5%	134 13.2%	140 13.8%	144 14.2%	136 13.4%	126 12.4%	112 11.0%	63 6.2%	29 2.9%	17 1.7%	13 1.3%	5 .5%	4 .4%	39	40	1,017
Pugsley Corr. Fac. (MPF)	3 .4%	54 7.1%	86 11.3%	114 15.0%	100 13.2%	115 15.1%	101 13.3%	85 11.2%	52 6.8%	22 2.9%	16 2.1%	11 1.4%	1 .1%	0 0.0%	41	41	760
Ryan Corr. Fac. (RRF)	0 0.0%	0 0.0%	1 7.1%	1 7.1%	3 21.4%	0 0.0%	1 7.1%	3 21.4%	2 14.3%	0 0.0%	1 7.1%	0 0.0%	1 7.1%	1 7.1%	52	51	14
Saginaw Corr. Fac. (SRF)	7 1.1%	73 11.9%	90 14.7%	92 15.0%	79 12.9%	78 12.7%	56 9.1%	53 8.6%	35 5.7%	23 3.7%	17 2.8%	8 1.3%	3 .5%	0 0.0%	37	39	614
Special Alt. Incar. Fac. - Female (ZLW)	2 16.7%	1 8.3%	4 33.3%	2 16.7%	2 16.7%	1 8.3%	0 0.0%	0 0.0%	0 0.0%	0 0.0%	0 0.0%	0 0.0%	0 0.0%	0 0.0%	29	29	12
Special Alt. Incar. Fac. - Male (ZLI)	4 4.8%	23 27.4%	21 25.0%	17 20.2%	7 8.3%	5 6.0%	3 3.6%	2 2.4%	1 1.2%	1 1.2%	0 0.0%	0 0.0%	0 0.0%	0 0.0%	28	30	84
St. Louis Corr. Fac. (SLF)	6 1.9%	57 17.6%	55 17.0%	51 15.8%	37 11.5%	31 9.6%	28 8.7%	18 5.6%	12 3.7%	19 5.9%	6 1.9%	3 .9%	0 0.0%	0 0.0%	33	37	323
Thumb Corr. Fac. (TCF)	61 18.3%	61 18.3%	20 6.0%	28 8.4%	22 6.6%	22 6.6%	27 8.1%	28 8.4%	21 6.3%	24 7.2%	13 3.9%	5 1.5%	2 .6%	0 0.0%	34	37	334
Virtual Prisons*	1 1.1%	23 25.6%	21 23.3%	16 17.8%	7 7.8%	8 8.9%	4 4.4%	4 4.4%	5 5.6%	1 1.1%	0 0.0%	0 0.0%	0 0.0%	0 0.0%	30	33	90
West Shoreline Corr. Fac. (MTF)	8 1.2%	57 8.6%	79 11.9%	86 13.0%	94 14.2%	85 12.8%	79 11.9%	67 10.1%	47 7.1%	28 4.2%	14 2.1%	13 2.0%	6 .9%	0 0.0%	40	41	663
Women's Huron Valley Corr. Fac. (WHV)	11 .9%	120 9.9%	190 15.7%	216 17.9%	182 15.1%	152 12.6%	135 11.2%	106 8.8%	53 4.4%	25 2.1%	11 .9%	4 .3%	3 .2%	1 .1%	36	38	1,209
Woodland Center Corr. Fac. (WCC)	0 0.0%	11 6.1%	23 12.8%	32 17.9%	25 14.0%	26 14.5%	14 7.8%	18 10.1%	13 7.3%	6 3.4%	5 2.8%	6 3.4%	0 0.0%	0 0.0%	39	41	179
Total	234 1.2%	1,875 9.7%	2,629 13.6%	2,965 15.4%	2,507 13.0%	2,299 11.9%	2,104 10.9%	1,890 9.8%	1,266 6.6%	705 3.7%	471 2.4%	231 1.2%	89 .5%	36 .2%	38	39	19,302

\* Prisoners who are serving a bulk of their sentence in a county jail.

Source: Offender Management Network Information (OMNI)

# C3b 2014 Age Breakdown of Non-White Prisoner Population by Location

Page 1 of 2

C - 79

INSTITUTION	< 20	20-24	25-29	30-34	35-39	40-44	45-49	50-54	55-59	60-64	65-69	70-74	75-79	80+	MED AGE	AVG AGE	COUNT
Alger Corr. Fac. (LMF)	15 2.5%	161 26.8%	130 21.6%	91 15.1%	63 10.5%	51 8.5%	38 6.3%	34 5.7%	9 1.5%	3 .5%	6 1.0%	0 0.0%	0 0.0%	0 0.0%	29	32	601
Baraga Max. Corr. Fac. (AMF)	6 1.0%	167 26.6%	136 21.7%	101 16.1%	66 10.5%	45 7.2%	41 6.5%	33 5.3%	22 3.5%	8 1.3%	2 .3%	0 0.0%	0 0.0%	0 0.0%	30	33	627
Bellamy Creek Corr. Fac. (IBC)	36 3.7%	231 23.8%	174 17.9%	116 11.9%	106 10.9%	88 9.1%	91 9.4%	62 6.4%	44 4.5%	12 1.2%	6 .6%	5 .5%	0 0.0%	1 .1%	32	34	972
Brooks, Earnest C. Corr. Fac. (LRF)	10 1.5%	130 19.6%	105 15.8%	89 13.4%	81 12.2%	69 10.4%	70 10.6%	39 5.9%	31 4.7%	23 3.5%	8 1.2%	6 .9%	1 .2%	1 .2%	34	37	663
Carson City Corr. Fac. (DRF)	11 1.0%	143 12.6%	170 15.0%	162 14.3%	134 11.8%	146 12.9%	121 10.7%	108 9.5%	73 6.4%	49 4.3%	12 1.1%	6 .5%	0 0.0%	0 0.0%	37	39	1,135
Central Michigan Corr. Fac. (STF)	14 1.2%	131 10.9%	172 14.3%	167 13.9%	185 15.4%	189 15.7%	142 11.8%	103 8.6%	60 5.0%	29 2.4%	7 .6%	4 .3%	0 0.0%	0 0.0%	37	38	1,203
Chippewa Corr. Fac. (URF)	13 1.0%	199 14.8%	246 18.3%	182 13.5%	211 15.7%	144 10.7%	135 10.0%	87 6.5%	73 5.4%	37 2.7%	11 .8%	6 .4%	3 .2%	0 0.0%	35	37	1,347
Cooper Street Corr. Fac. (JCS)	16 1.8%	116 13.3%	132 15.1%	129 14.8%	129 14.8%	103 11.8%	84 9.6%	74 8.5%	46 5.3%	28 3.2%	11 1.3%	5 .6%	0 0.0%	1 .1%	36	38	874
Cotton, G. Robert Corr. Fac. (JCF)	17 1.5%	162 14.3%	173 15.3%	150 13.2%	127 11.2%	110 9.7%	134 11.8%	107 9.4%	77 6.8%	46 4.1%	18 1.6%	6 .5%	4 .4%	2 .2%	37	39	1,133
Egeler, C.E. Reception & Guidance (RGC)	33 5.7%	133 23.0%	101 17.5%	61 10.6%	71 12.3%	57 9.9%	41 7.1%	37 6.4%	25 4.3%	6 1.0%	7 1.2%	2 .3%	3 .5%	1 .2%	32	34	578
Handlon, Richard A. Corr. Fac. (MTU)	15 2.2%	103 14.9%	88 12.8%	82 11.9%	93 13.5%	98 14.2%	64 9.3%	52 7.5%	45 6.5%	33 4.8%	10 1.4%	5 .7%	2 .3%	0 0.0%	37	39	690
Harrison, Gus Corr. Fac. (ARF)	16 1.4%	121 10.4%	174 15.0%	179 15.4%	165 14.2%	131 11.3%	131 11.3%	107 9.2%	66 5.7%	48 4.1%	11 .9%	8 .7%	3 .3%	0 0.0%	37	39	1,160
Intensive Reentry Prog. - Female (IRF)	0 0.0%	3 100.0%	0 0.0%	0 0.0%	0 0.0%	0 0.0%	0 0.0%	0 0.0%	0 0.0%	0 0.0%	0 0.0%	0 0.0%	0 0.0%	0 0.0%	24	24	3
Intensive Reentry Prog. - Male (IRM)	3 2.8%	43 39.8%	35 32.4%	18 16.7%	3 2.8%	2 1.9%	1 .9%	2 1.9%	0 0.0%	1 .9%	0 0.0%	0 0.0%	0 0.0%	0 0.0%	25	27	108
Ionia Max Corr. Fac. (ICF)	11 2.7%	83 20.0%	83 20.0%	56 13.5%	52 12.5%	33 8.0%	33 8.0%	26 6.3%	15 3.6%	14 3.4%	6 1.4%	2 .5%	1 .2%	0 0.0%	32	35	415
Kinross Corr. Fac. (KCF)	9 .8%	75 6.5%	151 13.1%	149 12.9%	185 16.0%	174 15.1%	157 13.6%	109 9.4%	74 6.4%	48 4.2%	16 1.4%	6 .5%	2 .2%	0 0.0%	40	40	1,155
Lakeland Corr. Fac. (LCF)	10 1.2%	66 8.0%	78 9.5%	70 8.5%	83 10.1%	102 12.4%	91 11.1%	90 10.9%	95 11.6%	64 7.8%	48 5.8%	18 2.2%	3 .4%	4 .5%	45	45	822
Macomb Corr. Fac. (MRF)	19 2.3%	126 15.0%	112 13.3%	110 13.1%	109 12.9%	116 13.8%	97 11.5%	55 6.5%	50 5.9%	25 3.0%	17 2.0%	5 .6%	1 .1%	0 0.0%	37	38	842
Marquette Branch Prison (MBP)	7 1.3%	97 18.5%	99 18.9%	79 15.1%	71 13.5%	56 10.7%	34 6.5%	47 9.0%	20 3.8%	9 1.7%	4 .8%	1 .2%	0 0.0%	0 0.0%	34	35	524
Michigan Reformatory (RMI)	21 2.6%	198 24.8%	155 19.4%	98 12.3%	99 12.4%	94 11.8%	52 6.5%	29 3.6%	32 4.0%	16 2.0%	3 .4%	2 .3%	0 0.0%	0 0.0%	31	34	799
Muskegon Corr. Fac. (MCF)	6 .7%	53 6.4%	83 10.0%	95 11.4%	121 14.6%	119 14.3%	115 13.8%	87 10.5%	71 8.5%	52 6.3%	19 2.3%	8 1.0%	2 .2%	0 0.0%	42	42	831
Newberry Corr. Fac. (NCF)	6 1.1%	65 12.0%	84 15.5%	89 16.5%	69 12.8%	73 13.5%	66 12.2%	48 8.9%	25 4.6%	11 2.0%	4 .7%	1 .2%	0 0.0%	0 0.0%	36	38	541
Oaks Corr. Fac. (ECF)	23 3.6%	136 21.5%	118 18.6%	96 15.2%	84 13.3%	67 10.6%	41 6.5%	34 5.4%	17 2.7%	13 2.1%	3 .5%	1 .2%	0 0.0%	0 0.0%	31	34	633

# C3b 2014 Age Breakdown of Non-White Prisoner Population by Location

Page 2 of 2

INSTITUTION	< 20	20-24	25-29	30-34	35-39	40-44	45-49	50-54	55-59	60-64	65-69	70-74	75-79	80+	MED AGE	AVG AGE	COUNT
Ojibway Corr. Fac. (OCF)	11 1.8%	91 15.1%	104 17.2%	88 14.6%	95 15.7%	82 13.6%	58 9.6%	41 6.8%	18 3.0%	12 2.0%	3 .5%	1 .2%	0 0.0%	0 0.0%	35	36	604
Parnall Corr. Fac. (SMT)	15 2.3%	69 10.6%	83 12.7%	88 13.5%	83 12.7%	81 12.4%	83 12.7%	72 11.0%	39 6.0%	28 4.3%	9 1.4%	3 .5%	0 0.0%	0 0.0%	39	39	653
Pugsley Corr. Fac. (MPF)	6 1.0%	60 10.5%	64 11.2%	65 11.4%	79 13.8%	76 13.3%	91 15.9%	67 11.7%	37 6.5%	16 2.8%	10 1.7%	1 .2%	0 0.0%	0 0.0%	40	40	572
Ryan Corr. Fac. (RRF)	0 0.0%	1 1.5%	1 1.5%	2 3.0%	5 7.5%	8 11.9%	12 17.9%	12 17.9%	10 14.9%	9 13.4%	5 7.5%	2 3.0%	0 0.0%	0 0.0%	52	51	67
Saginaw Corr. Fac. (SRF)	34 4.0%	178 21.0%	146 17.2%	113 13.3%	91 10.7%	85 10.0%	81 9.6%	52 6.1%	31 3.7%	25 2.9%	6 .7%	6 .7%	0 0.0%	0 0.0%	33	35	848
Special Alt. Incar. Fac. - Female (ZLW)	0 0.0%	0 0.0%	0 0.0%	1 100.0%	0 0.0%	0 0.0%	0 0.0%	0 0.0%	0 0.0%	0 0.0%	0 0.0%	0 0.0%	0 0.0%	0 0.0%	30	30	1
Special Alt. Incar. Fac. - Male (ZLI)	7 12.7%	25 45.5%	16 29.1%	3 5.5%	2 3.6%	0 0.0%	1 1.8%	1 1.8%	0 0.0%	0 0.0%	0 0.0%	0 0.0%	0 0.0%	0 0.0%	24	25	55
St. Louis Corr. Fac. (SLF)	35 4.3%	299 36.6%	183 22.4%	91 11.1%	62 7.6%	47 5.7%	49 6.0%	25 3.1%	15 1.8%	5 .6%	5 .6%	1 .1%	1 .1%	0 0.0%	26	30	818
Thumb Corr. Fac. (TCF)	199 24.3%	195 23.8%	41 5.0%	54 6.6%	60 7.3%	81 9.9%	48 5.9%	45 5.5%	31 3.8%	31 3.8%	21 2.6%	9 1.1%	2 .2%	1 .1%	26	33	818
Virtual Prisons*	5 1.9%	67 25.4%	56 21.2%	38 14.4%	35 13.3%	34 12.9%	16 6.1%	9 3.4%	3 1.1%	1 .4%	0 0.0%	0 0.0%	0 0.0%	0 0.0%	30	32	264
West Shoreline Corr. Fac. (MTF)	5 .8%	59 9.6%	76 12.4%	96 15.7%	83 13.6%	80 13.1%	73 11.9%	62 10.1%	50 8.2%	17 2.8%	7 1.1%	4 .7%	0 0.0%	0 0.0%	39	40	612
Women's Huron Valley Corr. Fac. (WHV)	11 1.2%	140 15.7%	115 12.9%	111 12.4%	134 15.0%	106 11.9%	113 12.6%	83 9.3%	51 5.7%	19 2.1%	9 1.0%	1 .1%	1 .1%	0 0.0%	37	38	894
Woodland Center Corr. Fac. (WCC)	2 1.1%	16 9.1%	26 14.8%	21 11.9%	28 15.9%	17 9.7%	15 8.5%	15 8.5%	14 8.0%	15 8.5%	6 3.4%	1 .6%	0 0.0%	0 0.0%	39	41	176
Total	647 2.7%	3,942 16.4%	3,710 15.4%	3,140 13.1%	3,064 12.7%	2,764 11.5%	2,419 10.1%	1,854 7.7%	1,269 5.3%	753 3.1%	310 1.3%	126 .5%	29 .1%	11 .0%	35	36	24,038

\* Prisoners who are serving a bulk of their sentence in a county jail.

Source: Offender Management Network Information (OMNI)

# C4 2014 Prisoner Movement Summary

## *Institutions Only*

### **INTAKE**

New Court Commitment.....	5,144
Probation Violator (Technical or New Sentence) .....	2,557
Parole Violator New Sentence .....	1,267
Escaper New Sentence.....	0
<b>TOTAL .....</b>	<b>8,968</b>

### **EXITS**

Movement to Parole.....	10,117
Release to Court on Writ .....	2,376
Return to Parole Status After Temporary Prison Return .....	324
Discharge from Sentence .....	843
Temporarily Housed at a County Jail .....	4
Death.....	120
Release to Mental Health Hospital or Criminal Justice Agency .....	5
Escape .....	1
<b>TOTAL .....</b>	<b>13,790</b>

### **RETURNS**

Return from Court <i>without</i> Additional Sentence Imposed .....	1,083
Technical Parole Violator Return .....	1,682
Return from Court <i>with</i> Additional Sentence Imposed.....	1,030
Return from County Jail .....	3
Temporary Prison Return While on Parole Status.....	602
Return from Mental Health Hospital or Criminal Justice Agency.....	7
Return from Escape of MDOC Custody .....	2
<b>TOTAL .....</b>	<b>4,409</b>

**2014 Institution Population Change .....** **- 413**  
 (INTAKE - EXIT + RETURN = POPULATION CHANGE)

NOTES: Includes institution and SAI-Prison movements.  
 Only movements affecting the total population count are shown (e.g., excludes movements between institutions and temporary movements to/from hospitals).

Source: Offender Management Network Information (OMNI)

# C5

## Prisoner Escapes from Secure DOC Custody<sup>1</sup> Calendar Years 2007 - 2014

Location	2007	2008	2009	2010	2011	2012	2013	2014
CFA	4	2	2	0	0	1	1	2
SAI - Prison	0	0	0	0	0	0	0	0
TOTALS	4	2	2	0	0	1	1	2

<sup>1</sup> Includes any and all escapes from MDOC institutions, MDOC custody (i.e. while under MDOC control, such as while in transit or hospitalized) and Special Alternative Incarceration (prisoners only).

NOTE: Felony probation and parole absconds from SAI Probation and Residential Reentry supervision are now excluded from this table, and data for prior years has been adjusted in this table, in this report.

Source: Offender Management Network Information (OMNI)

This section summarizes 2014 data on offender movement to parole, and Parole Board activity and decisions. It also examines the parole outcomes of offenders who paroled in 1998-2011.

**Table-Chart D** shows the total number of prisoner movements to parole each year from 2000 through 2014.

**Table D1** compares 2014 Parole Board activity and decisions to that of the previous twenty years. **Table D1a** provides more detail regarding the 2014 activity of the Parole Board.

**Table D3** in this report was the product of work to re-engineer the tracking of offender outcomes following parole. The new effort began with tracking outcomes for a standardized two years (shorter only in the event of return to prison as a failure). This has since been extended to a standardized follow-up period of three years to meet legislative reporting requirements — thus eliminating the D2 Table. The table shows outcomes for several annual parole release cohorts to enable comparisons over time.

**Table D3** represents a change from what was reported on this subject in annual MDOC Statistical Reports prior to 2005; so further explanation is warranted. The genesis of Prisoner Reentry – discussed in Section G – required a re-engineering of the old parole outcomes analysis methodology. The past table format was based on very old computer programming that tracked outcomes only until the parole terms expired. So, there were no controls on time at risk of failure in the tables because parole terms ranged from as short as a couple of months for parole-to-max cases to as long as four years for paroled lifers, while the most common parole terms are 18 to 24 months. Outcomes subsequent to the expiration of the parole terms were not reflected in the data.

The old production analysis that was generated

by the data system for parole outcomes also provided only statewide results and could not be analyzed in greater depth than was present in the report tables. As Prisoner Reentry began to be planned and implemented, it quickly became apparent that a more robust method of outcome tracking would be needed. A bridge to the past would also be needed to enable new annual parole cohorts to be compared to older release years using a consistent methodology.

Calendar year 1998 was established as the baseline parole release year of the analysis for comparison with the outcomes of future annual parole cohorts. Calendar 1998 was selected as the baseline year because it was the most recent year that would provide a full four years of potential follow-up for an entire cohort year before the follow-up periods would reach into calendar year 2003 when the Prisoner Reentry initiative began.

As can be seen from the **D3 Table**, the current primary definition of failure continues to be return to prison as either a parole violator technical return or with a new sentence (although the latter can now occur after the parole term expired).

**Table D3** also shows offenders who were on parole absconder status at the end of the follow-up period. While on absconder status, parolees are obviously not succeeding at that point; but it is also important to note that they are not automatically headed back to prison. The determining factor in the disposition of a parole absconder is an assessment of offender risk. When risk is determined to be low (such as when an absconder is still employed and generally following parole rules, but failed to report), then the parole agent may continue to work with the case and impose local sanctions, possibly increase supervision of the case, and engage the community in service delivery designed to intervene in the behavior that led to the abscond and enable the absconder to become a successful parolee.

## D Annual Movements to Parole

Calendar Years 2000 - 2014

Year	Movement to Parole	Numerical Change	Percent Change
2000	9,133	(549)	(5.7)
2001	10,001	868	9.5
2002	10,697	696	7.0
2003	11,752	1,055	9.9
2004	11,344	(408)	(3.5)
2005	10,284	(1,060)	(9.3)
2006	10,240	(44)	(0.4)
2007	12,429	2,189	21.4
2008	11,556	(873)	(7.0)
2009	13,541	1,985	17.2
2010	12,139	(1,402)	(10.4)
2011	11,162	(977)	(8.0)
2012	9,361	(1,801)	(16.1)
2013	10,540	1,179	12.6
2014	10,117	(423)	(4.0)



Source: Offender Management Network Information (OMNI)



# D1 Parole Board Activity

Calendar Years 1994 - 2014

Year	Interviews	Paroles Without Interview	Total Paroles Ordered	Parole Denials	Parole Violation Continuances	Actual Movement to Parole
1994	10,884	1,879	9,795	7,262	1,952	8,370
1995	13,119	1,988	9,678	7,923	2,050	9,078
1996	15,288	2,235	10,306	7,480	2,228	9,465
1997	14,011	2,554	9,751	7,898	2,480	8,758
1998	13,814	2,837	10,366	9,845	2,675	10,506
1999	13,665	2,578	10,775	10,151	3,173	9,682
2000	19,445	2,116	10,479	11,664	2,942	9,133
2001	19,958	2,428	10,874	11,936	2,807	10,001
2002	21,106	1,766	11,736	12,533	2,921	10,697
2003	22,280	1,539	12,902	11,892	1,436	11,752
2004	22,131	1,412	12,391	11,669	1,891	11,344
2005	21,038	1,180	12,104	10,023	1,864	10,284
2006	22,784	858	11,807	10,983	1,913	10,240
2007	24,896	941	12,930	11,690	1,444	12,429
2008	22,244	596	13,373	9,645	1,155	11,556
2009	26,514	571	16,695	10,044	1,224	13,541
2010	22,064	455	12,178	9,620	1,425	12,139
2011	16,541	468	11,265	5,907	1,434	11,162
2012	16,016	484	10,299	5,545	1,413	9,361
2013	15,850	367	10,835	5,188	1,301	10,540
2014	15,059	391	10,146	5,440	1,304	10,117

Source: Offender Management System (OMS)

# D1a 2014 Parole Board Actions

Total Actions – 26,336

Code/Title	Number
<b>PAROLES AND REINSTATEMENTS</b>	
60 Reinstatement on Parole	221
61 Regular Parole	5,420
62 Parole in Custody	327
64 Special Parole	9
67 Reparoled on Same Term	418
68 Contract Special Parole	0
69 SAI Parole*	611
70 Prisoner Reentry	2,749
76 Paroled Without Interview	391
<b>Total</b>	<b>10,146</b>
<b>SERVICE CONTINUED</b>	
19 Technical Violation Sustained	1,304
20 Further Demonstration	7
29 Risk to Community	5,432
<b>Total</b>	<b>6,743</b>

Code/Title	Number
<b>DISPOSITION DEFERRED</b>	
42 Current Psychiatric Report	3,953
46 Further Discussion	786
47 Mentally Ill Offender Reentry Plan	671
48 Satisfactory Placement	148
<b>Total</b>	<b>5,558</b>
<b>LIFERS AND LONG INDETERMINATE</b>	
92 Lifer Law Interview	185
93 Murder First Interview	505
97 Foster-Bey Class Action Lawsuit	0
<b>Total</b>	<b>690</b>
<b>OTHER ACTION</b>	
18 Board Referred to List	528
30 Contract Terminated	0
35 Board Denied Special	53
38 Rescinded Parole	1,701
39 Suspended Parole	728
41 Insufficient Information	0
52 Complete Program	0
81 Spec. Consideration Interview	189
<b>Total</b>	<b>3,199</b>

\*SAI paroles are not subject to Parole Board review.

Source: Offender Management System (OMS)

## D3 Three-Year Follow-Up Outcomes of Offenders Who Paroled in 1998 to 2011 by Year

*Flat Three-Year Follow-Up Regardless of Parole Status*

YEAR	TOTAL CASES <sup>1</sup>	SUCCESS	FAILURE					BY PERCENT TO TOTAL					
		Total	Total	Absconds <sup>2</sup>	Technical Violators <sup>3</sup>	New Sentence <sup>4</sup>	Return To Prison <sup>5</sup>	Total Success	Total Failure	Absconds	Technical Violators	New Sentence	Return To Prison
1998	10,055	5,017	5,038	438	2,983	1,617	4,600	49.9	50.1	4.4	29.7	16.1	45.7
1999	9,276	4,737	4,539	370	2,795	1,374	4,169	51.1	48.9	4.0	30.1	14.8	44.9
2000	8,709	4,534	4,175	387	2,362	1,426	3,788	52.1	47.9	4.4	27.1	16.4	43.5
2001	9,591	4,958	4,633	618	2,356	1,659	4,015	51.7	48.3	6.4	24.6	17.3	41.9
2002	10,254	5,300	4,954	926	2,159	1,869	4,028	51.7	48.3	9.0	21.1	18.2	39.3
2003	11,207	5,787	5,420	1,035	2,290	2,095	4,385	51.6	48.4	9.2	20.4	18.7	39.1
2004	10,818	5,471	5,347	936	2,262	2,149	4,411	50.6	49.4	8.7	20.9	19.9	40.8
2005	9,801	5,460	4,341	357	1,918	2,066	3,984	55.7	44.3	3.6	19.6	21.1	40.6
2006	9,694	5,846	3,848	310	1,476	2,062	3,538	60.3	39.7	3.2	15.2	21.3	36.5
2007	11,805	7,548	4,257	335	1,601	2,321	3,922	63.9	36.1	2.8	13.6	19.7	33.2
2008	11,044	7,314	3,730	248	1,507	1,975	3,482	66.2	33.8	2.2	13.6	17.9	31.5
2009	12,829	8,694	4,135	211	1,919	2,005	3,924	67.8	32.2	1.6	15.0	15.6	30.6
2010	11,552	8,042	3,510	164	1,788	1,558	3,346	69.6	30.4	1.4	15.5	13.5	29.0
2011	10,642	7,259	3,383	159	1,616	1,608	3,224	68.2	31.8	1.5	15.2	15.1	30.3

<sup>1</sup>Follow-up includes three years from parole for prisoners paroled to Michigan counties.

<sup>2</sup>On Abscond status after three years from parole.

<sup>3</sup>If a prisoner returned as a Technical Violator but also received a New Sentence within three years of parole without reparing, the case is counted only in the New Sentence column.

<sup>4</sup>Includes all new sentence commitments to prison within three years of release including cases discharged from parole.

<sup>5</sup>Return to Prison only includes cases that were returned on upheld Technical Violations or for a New Sentence within three years of release.

---

# Probation and Parole Supervision



This section contains data and information regarding the supervision programs for probationers and parolees within the Department's Field Operations Administration (FOA).

FOA is responsible for the supervision of all adult felons on probation and parole. Selected parolees and probationers are also supervised on electronic monitoring.

In addition, FOA is responsible for administration and operation of the Department's residential Reentry programs located in Lake and Wayne Counties. These programs assist parolees with housing, employment, substance abuse treatment, and other adjustment problems. These programs are now included under the umbrella of Prisoner Reentry, a collaborative effort between the Michigan Department of Corrections and the departments of Community Health, Labor and Economic Growth, Human Services, and numerous community partners.

Field operations are administered through 10 Regional offices (see the map on page E-2).

**Table E1** shows the number of parolees returned to prison for technical violations and new sentences, broken down by gender and year. This table also shows the number of parole revocation hearings held each year.

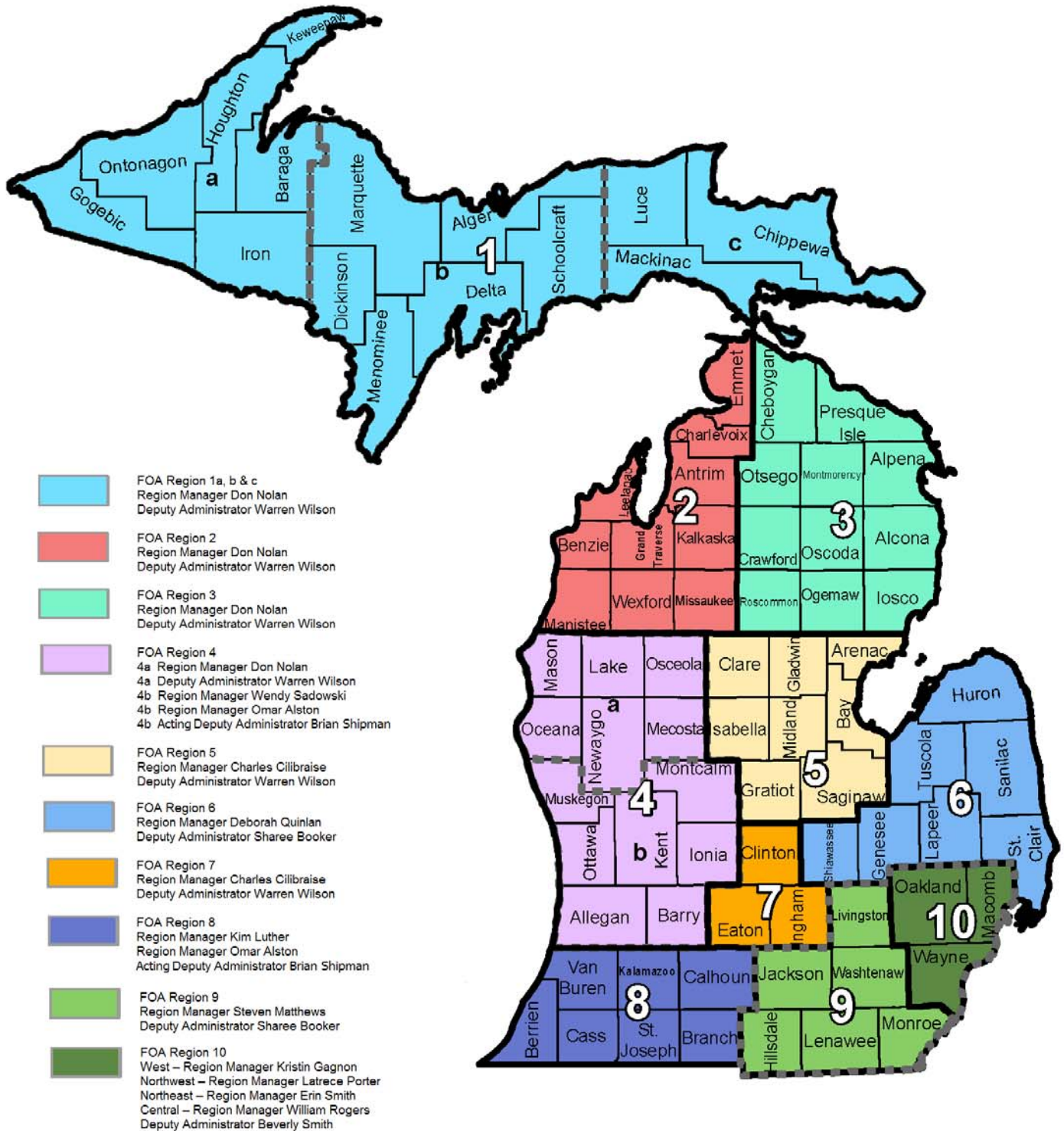
**Chart E2a** presents a breakdown of Field Operations *personnel* by type of offender supervised and by employee job classification. **Chart E2b** displays a breakdown of Field Operations *funds* by type of offender supervised.

**Chart E3a** shows the distribution of investigations conducted, by type, and **Chart E3b** shows a breakdown of the average number of offenders supervised, by type.

**Chart E4** displays the number of pre-sentence investigations conducted each year for the last ten years.

**Chart E5** shows the average number of parolees, and **Chart E6** the average number of probationers under supervision for the last ten years.

# Michigan Department of Corrections Field Operations Administration Regions *As of December 31, 2014*



# E1 Violations of Parole Supervision 2005 - 2014

E - 3

**TECHNICAL VIOLATOR RETURNS**  
(Includes Returns from Out-of-State)

Year	Male	Female	Total
2005	2,712	148	2,860
2006	2,983	189	3,172
2007	1,971	124	2,095
2008	1,808	77	1,885
2009	2,057	80	2,137
2010	2,312	79	2,391
2011	1,825	70	1,895
2012	2,578	116	2,694
2013	1,914	115	2,029
2014	1,600	82	1,682

**NEW SENTENCE RETURNS**

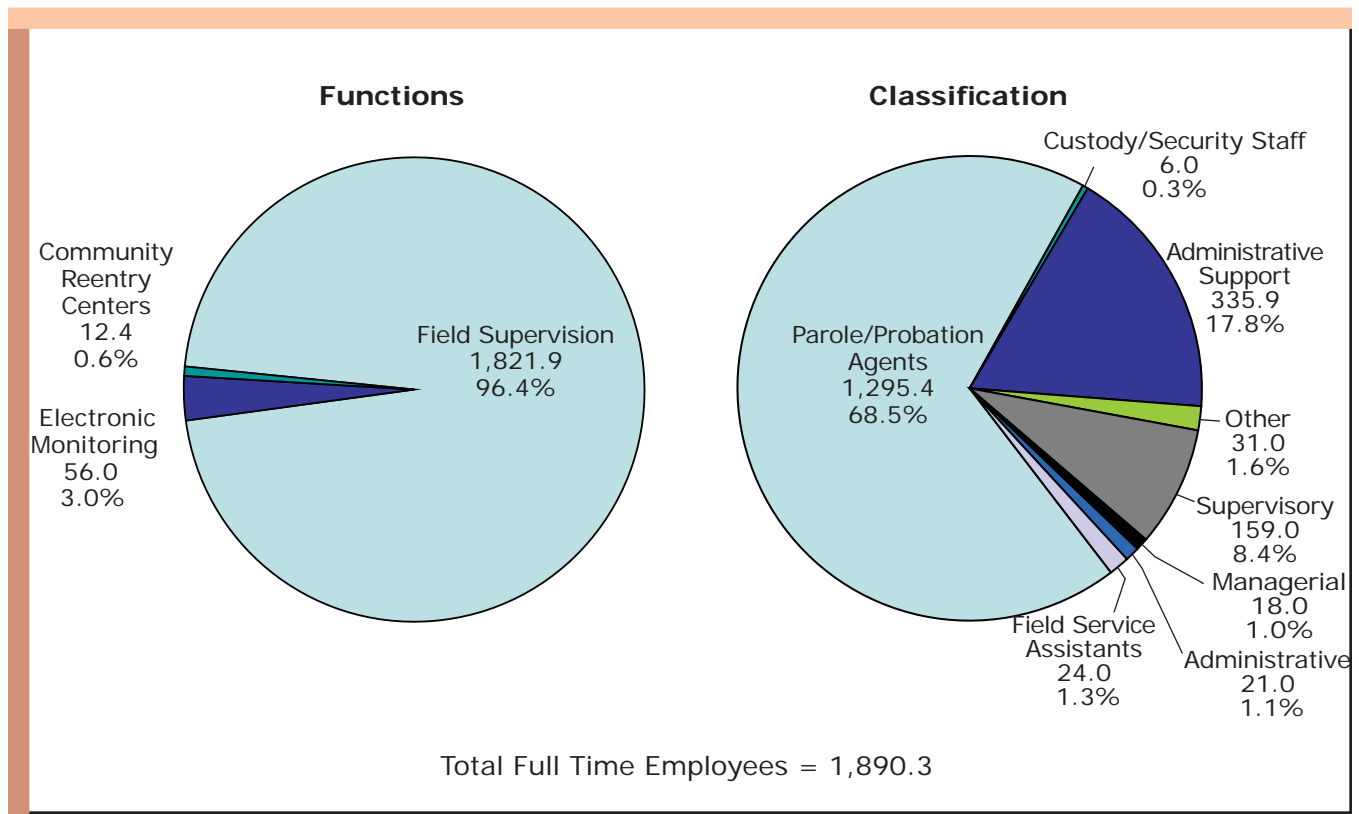
Year	Male	Female	Total
2005	1,779	97	1,876
2006	1,910	109	2,019
2007	1,888	105	1,993
2008	1,941	88	2,029
2009	1,873	95	1,968
2010	1,703	90	1,793
2011	1,470	53	1,523
2012	1,345	61	1,406
2013	1,335	52	1,387
2014	1,208	58	1,266

**PAROLE REVOCATION HEARINGS**

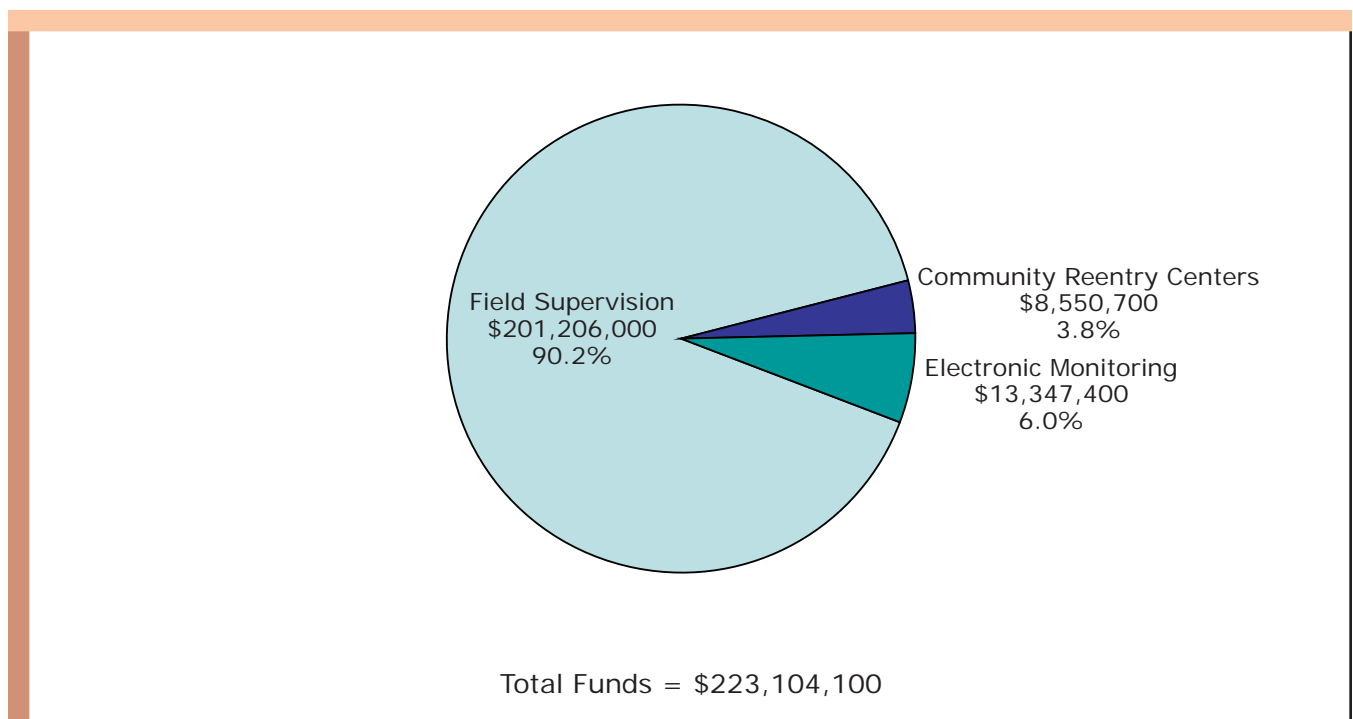
Year	Total
2005	869
2006	1,283
2007	1,159
2008	1,013
2009	1,891
2010	1,952
2011	1,881
2012	1,240
2013	1,383
2014	1,146

Sources: Offender Management Network Information (OMNI) and Field Operations Administration

## E2a FY 2014 Field Operations Personnel Distributions \*



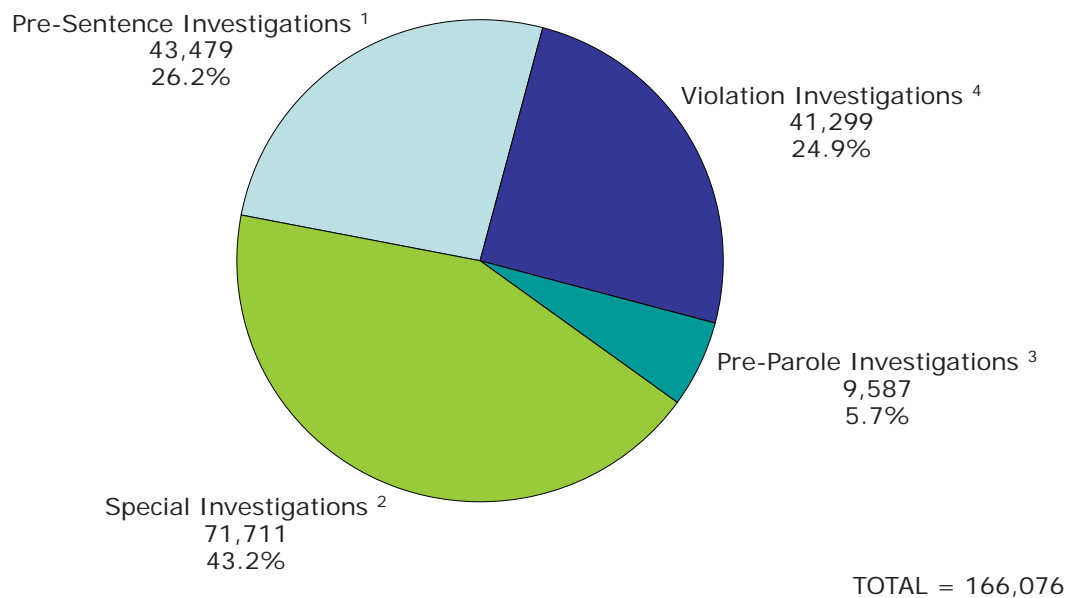
## E2b FY 2014 Field Operations Funds Distribution \*



\* As of January 1, 2014 Detroit Reentry Center is under the authority of the Correctional Facilities Administration (CFA) and no longer reported in these numbers.

## E3a 2014 Field Operations Work Distribution

### *Investigations*



<sup>1</sup> Pre-Sentence Investigations: In-depth analysis of the individual and circumstances of the offense.

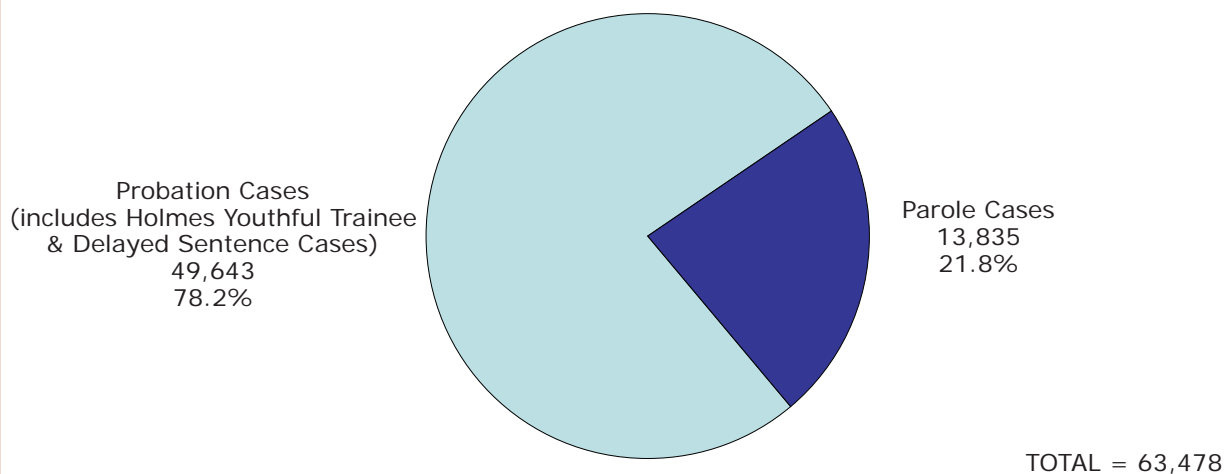
<sup>2</sup> Special Investigations: Assignments completed at the request of the Governor, other states, the parole board, or the court.

<sup>3</sup> Pre-Parole Investigations: Prior to inmate release, living arrangements and job placement are investigated.

<sup>4</sup> Violations Investigations: Reports prepared following a parole or probation violation.

## E3b 2014 Field Operations Work Distribution

### *Supervision: Average Number of Offenders Supervised*

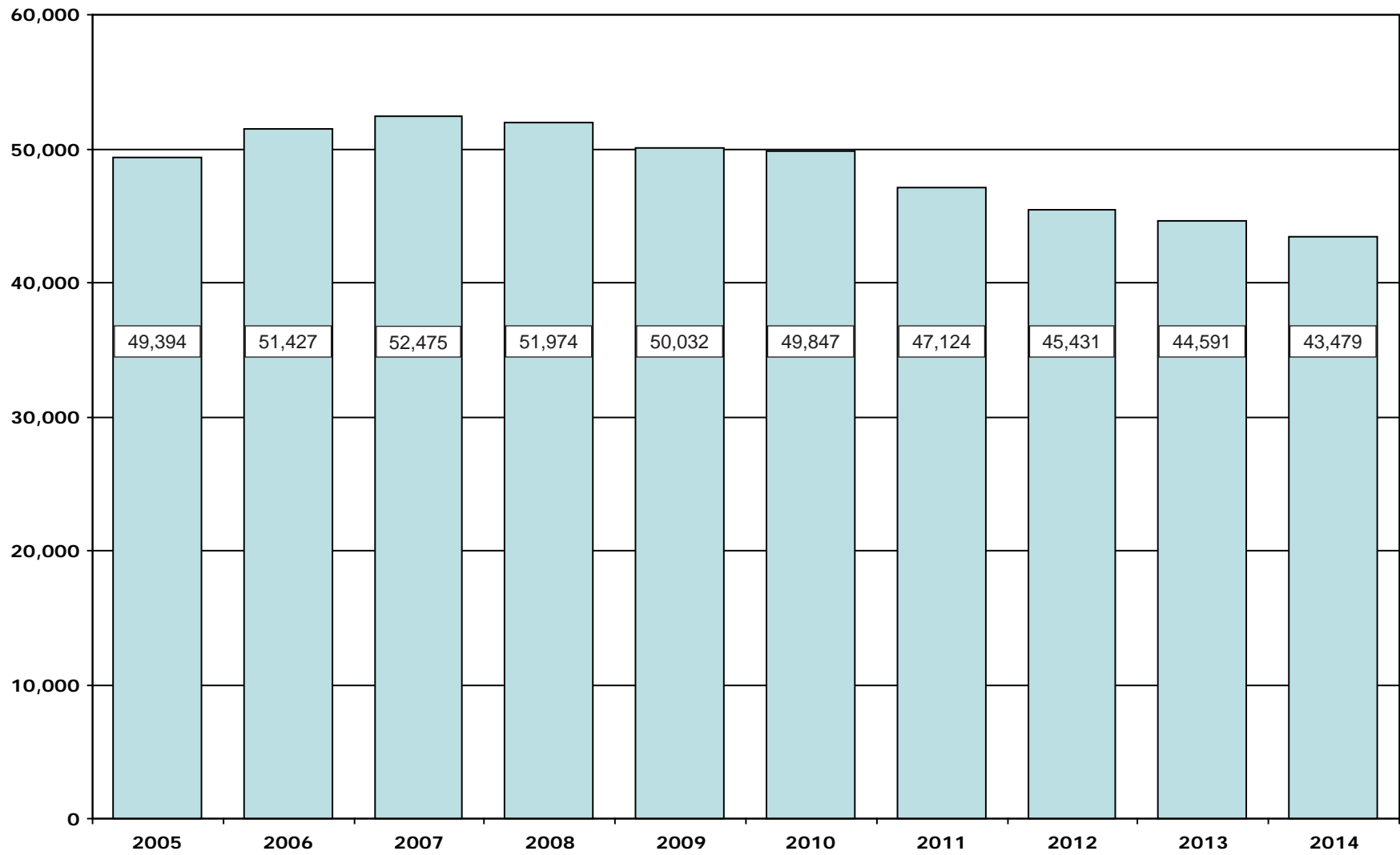


Supervision is the process in which parole or probation agents work with offenders who are under the jurisdiction of the Department of Corrections (parole) or the jurisdiction of the Courts (probation, Holmes Youthful Trainee, and delayed sentences). The case numbers in the chart represent the average number of cases under supervision during the year.



## E4 Number of Pre-Sentence Investigations 2005 - 2014

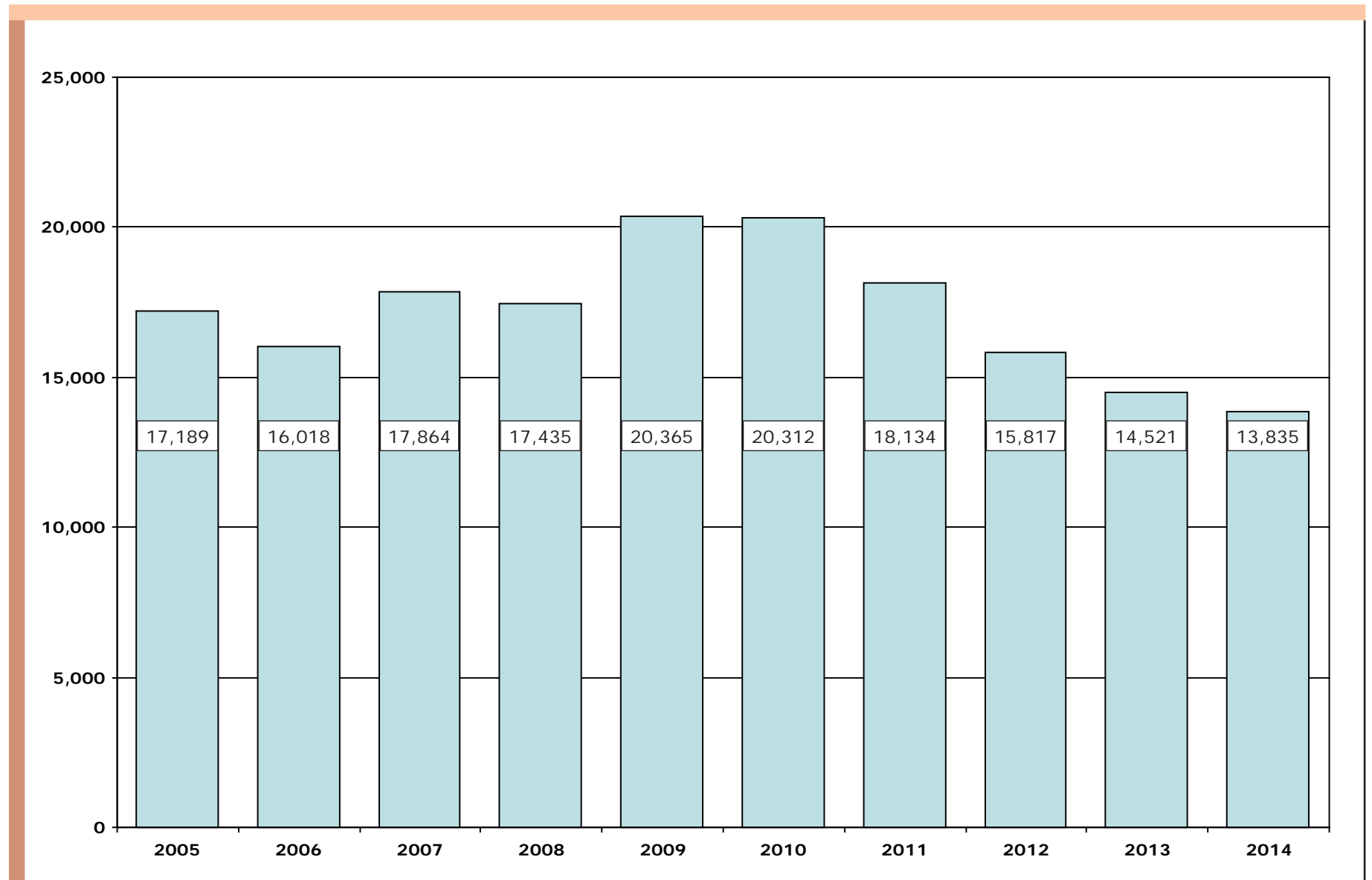
E - 6



Source: Field Operations Administration

## E5 Average Number of Parolees Supervised 2005 - 2014

E - 7

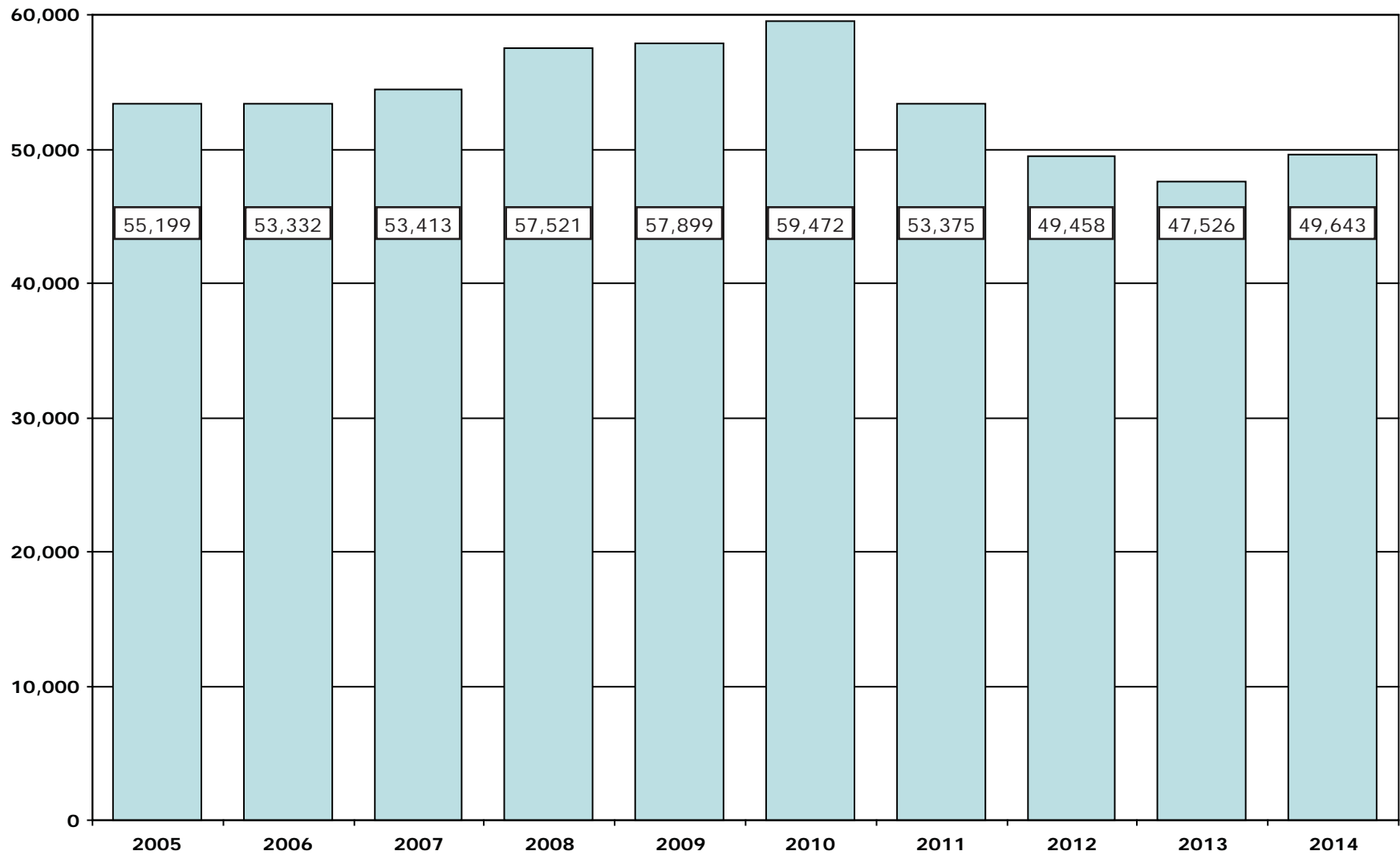


Source: Field Operations Administration

## E6 Average Number of Probationers Supervised 2005 - 2014

*Includes Holmes Youthful Trainees and Delayed Sentences*

E - 8



Source: Field Operations Administration

---

# *Department Operations*



This section contains data and information about a variety of Departmental programs and administrative functions, operations and services.

There are four subsections:

- Prisoner Program, Disciplinary and Litigation Statistics
- Michigan State Industries
- Bureau of Health Care Services
- Department Expenditures and Personnel Summaries



## *Prisoner Program, Disciplinary and Litigation Statistics*

**Table F1** provides statistics regarding the faith preferences of the prisoner population.

**Table F2** provides the number of prisoners enrolled in academic and vocational programs. The education statistical reporting format was revised in 2005. The year-to-date (YTD) completion figures represent cumulative totals for FY 2014, while the enrollment and waiting list figures are based on numbers from the fourth quarter of FY 2014 (July 2014 - September 2014).

**Tables F3a - F3c** provide enhancements to what in previous years was referred to as **Table F3**, 'Major Misconduct Statistics'. Effective November 1, 2010, policy changes were made to the prisoner disciplinary process, such that former major misconducts are now split in to Class I and Class II misconducts and the former minor misconducts are now Class III misconducts. While reconstructing the tables to separate Class I and Class II misconducts, a minor correction was made such that the actual location and date of the misconduct is the basis for the data instead of the location and date of the misconduct hearing.

Class I misconduct violations may result in a prisoner's placement in segregation or loss of sentence credits (for those still serving eligible sentences). Statute requires Class I misconducts be conducted by attorney hearing officers due to the potential for placement in segregation or loss of sentence credits resulting from a guilty finding. Class II and Class III misconducts are handled through an informal hearing process conducted by facility staff instead of attorney hearing officers. Under the new policy, any Class II misconduct may be elevated to a Class I by the reviewing officer prior to the hearing based on the seriousness of the charge. In addition, a hearing officer can find cause at a hearing to reduce a Class I or Class II misconduct to a Class II or Class III offense based on the evidence on the record.

**Table F4** is a summary of the number of lawsuits filed against the Department, by category and year (2010 - 2014).

# F1

## 2014 Total Prisoner Faith Preferences

This table represents the approved religions in the MDOC facilities and the number of prisoners claiming each as their religious preference.

Faith Preference	Number of Prisoners	Percent
Asatru/Odinism	650	1.50
Atheism	74	0.17
Buddhism	1,321	3.05
Catholicism	4,218	9.73
Hare Krishna	14	0.03
Jehovah's Witnesses	644	1.49
Judaism	682	1.57
Moorish Science Temple	2,475	5.71
Islam	2,090	4.82
Nation of Islam	2,543	5.86
Native American Traditional Ways	1,013	2.34
Protestantism	18,499	42.67
Scientology	57	0.13
Seventh Day Adventist	495	1.14
Wicca	326	0.75
All Other Faiths/Religions	1,144	2.64
No Preference	5,222	12.04
Unknown Faith	1,892	4.36
<b>Total</b>	<b>43,359</b>	<b>100.00</b>

NOTE: Faith programming varies among the different facilities depending on population and classification levels.

Source: Offender Management Information System (OMNI), Client Census Report

# F2

## Institutional Academic and Vocational Program Statistics FY 2014

F - 4

Facility	School	GED Exams Passed - Subtest	GED Exams Passed - Complete	Prisoners Paroled w/o GED	Voc. (CTE) Program Complete	Employment Readiness Complete	Average Number Enrolled <sup>1</sup>				Average Number On Waiting List <sup>1</sup>	
							Academic (GED)	Special Education	Employment Readiness	Voc. (CTE)	Academic (GED)	Voc. (CTE)
LMF	Alger Facility	248	45	0	0	0	121	7	0	18	10	32
AMF	Baraga Facility	286	64	4	0	0	94	0	0	15	69	253
IBC	Bellamy Creek Facility	697	122	20	66	22	286	44	0	45	74	25
LRF	Brooks Facility	54	45	0	10	70	83	0	33	13	141	534
DRF	Carson City Facility	577	107	23	118	198	219	0	89	50	141	309
STF	Central Michigan Facility	677	113	26	41	82	196	0	45	83	203	1,408
URF	Chippewa Facility	388	88	4	71	12	238	0	0	58	154	131
JCS	Cooper Street Facility	1,201	177	61	39	0	256	0	0	32	74	136
JCF	G. Robert Cotton Facility	515	97	51	36	85	245	18	18	32	108	108
RGC	Egeler Recept. & Guide Cntr	0	0	0	0	0	0	0	0	0	0	0
ARF	Gus Harrison Facility	581	107	81	90	210	45	46	0	47	92	289
MTU	Handlon Facility	175	29	17	132	28	239	23	0	71	8	21
ICF	Ionia Facility	5	6	1	0	0	89	10	0	0	7	0
KCF	Kinross Facility	362	59	3	162	29	91	0	0	54	165	562
LCF	Lakeland Facility	293	48	10	56	32	105	0	12	37	0	132
MRF	Macomb Facility	21	36	26	62	37	126	7	0	123	108	123
MBP	Marquette Branch Prison	395	73	3	8	39	131	7	0	87	29	333
RMI	Michigan Reformatory	326	61	1	72	0	142	13	0	23	230	179
MCF	Muskegon Facility	169	43	8	99	89	55	0	41	69	47	330
NCF	Newberry Facility	494	56	4	0	60	174	0	52	0	32	0
ECF	Oaks Facility	325	46	0	39	7	100	0	21	21	166	0
OCF	Ojibway Facility	356	64	16	90	17	174	0	0	107	12	573
SMT	Parnall Facility	1,145	161	66	101	122	199	13	12	135	183	181
MPF	Pugsley Facility	307	42	154	57	36	157	0	31	28	75	74
SRF	Saginaw Facility	349	79	63	158	0	207	22	0	42	181	158
SLF	St. Louis Facility	432	75	0	58	0	139	35	0	24	230	40
TCF	Thumb Facility	137	178	0	101	10	373	84	14	24	144	468
MTF	West Shoreline Facility	356	48	32	27	65	103	1	63	0	115	636
SAI	Special Alternative Incar.	1,736	329	0	91	36	89	0	0	0	0	0
WHV	Women's Huron Valley	402	91	76	267	4	203	5	0	203	454	1,151
Total		13,009	2,489	750	2,051	1,290	4,679	335	431	1,441	3,252	8,186

<sup>1</sup> The Enrollment and Waiting List numbers reflect the fourth quarter of the fiscal year.

NOTE: Numbers exclude facilities without education programs.

Source: Correctional Facilities Administration, Reentry Administration - Prisoner Education

# F3a 2014 Prisoner Misconducts: Calendar Year Totals Class I and Class II Charges <sup>1</sup>

Facility	Total Misconducts	Total Charges	Charges # Not Guilty	Charges % Not Guilty	Charges # Dismissed	Charges % Dismissed	Charges % Not G/ Dism	Charges # Reduced	Charges % Reduced
Alger Corr Fac (LMF)	1,748	1,894	34	1.8%	84	4.4%	6.2%	21	1.1%
Baraga Corr Fac (AMF)	1,479	1,600	28	1.8%	62	3.9%	5.6%	34	2.1%
Bellamy Creek Corr Fac (IBC)	3,764	4,004	107	2.7%	120	3.0%	5.7%	15	0.4%
Brooks, Earnest C. Corr Fac (LRF)	4,343	4,932	310	6.3%	69	1.4%	7.7%	108	2.2%
Carson City Corr Fac (DRF)	3,035	3,430	159	4.6%	79	2.3%	6.9%	76	2.2%
Central Michigan Corr Fac (STF)	3,919	4,232	265	6.3%	59	1.4%	7.7%	65	1.5%
Chippewa Correctional Facility (URF)	6,365	6,872	201	2.9%	92	1.3%	4.3%	61	0.9%
Cooper Street Corr Fac (JCS)	2,660	2,986	153	5.1%	57	1.9%	7.0%	35	1.2%
Cotton, G Robert Corr Fac (JCF)	6,145	6,760	118	1.7%	52	0.8%	2.5%	179	2.6%
Duane L. Waters (DWH)	38	44	5	11.4%	0	0.0%	11.4%	1	2.3%
Egeler, Charles E. Recep & Guide (RGC)	1,475	1,613	72	4.5%	50	3.1%	7.6%	31	1.9%
Handlon, Richard A. Corr Fac (MTU)	3,568	3,871	161	4.2%	77	2.0%	6.1%	59	1.5%
Harrison, Gus Corr Fac (ARF)	5,605	6,239	155	2.5%	178	2.9%	5.3%	123	2.0%
Ionia Corr Fac (ICF)	1,689	1,839	47	2.6%	15	0.8%	3.4%	52	2.8%
Kinross Corr Fac (KCF)	3,265	3,537	140	4.0%	46	1.3%	5.3%	26	0.7%
Lakeland Corr Fac (LCF)	2,531	2,753	54	2.0%	22	0.8%	2.8%	166	6.0%
Macomb Corr Fac (MRF)	2,824	3,153	69	2.2%	65	2.1%	4.2%	73	2.3%
Marquette Branch Prison (MBP)	2,485	2,695	114	4.2%	80	3.0%	7.2%	23	0.9%
Michigan Reformatory (RMI)	2,923	3,230	170	5.3%	110	3.4%	8.7%	44	1.4%
Muskegon Corr Fac (MCF)	2,436	2,711	145	5.3%	83	3.1%	8.4%	46	1.7%
Newberry Corr Fac (NCF)	1,598	1,711	42	2.5%	39	2.3%	4.7%	53	3.1%
Oaks Corr Fac (ECF)	2,712	2,896	154	5.3%	62	2.1%	7.5%	79	2.7%
Ojibway Corr Fac (OCF)	2,709	3,145	164	5.2%	36	1.1%	6.4%	114	3.6%
Parnall Corr Fac (SMT)	2,809	3,098	168	5.4%	54	1.7%	7.2%	34	1.1%
Pugsley Corr Fac (MPF)	3,034	3,301	106	3.2%	85	2.6%	5.8%	86	2.6%
Ryan Corr Fac (RRF)	29	30	2	6.7%	0	0.0%	6.7%	0	0.0%
Saginaw Corr Fac (SRF)	2,997	3,500	253	7.2%	108	3.1%	10.3%	91	2.6%
SAI Programs/Intensive Reentry	91	104	3	2.9%	0	0.0%	2.9%	1	1.0%
St. Louis Corr Fac (SLF)	3,229	3,485	205	5.9%	69	2.0%	7.9%	92	2.6%
Thumb Corr Fac (TCF)	1,389	1,578	79	5.0%	33	2.1%	7.1%	49	3.1%
West Shoreline Corr Fac (MTF)	1,999	2,212	205	9.3%	104	4.7%	14.0%	37	1.7%
Women's Huron Valley Corr Fac (WHV)	2,531	2,829	93	3.3%	66	2.3%	5.6%	104	3.7%
Woodland Center Corr Fac (WCC)	361	396	15	3.8%	50	12.6%	16.4%	1	0.3%
<b>Total</b>	<b>87,785</b>	<b>96,680</b>	<b>3,996</b>	<b>4.1%</b>	<b>2,106</b>	<b>2.2%</b>	<b>6.3%</b>	<b>1,979</b>	<b>2.0%</b>

<sup>1</sup> This table reproduces what in previous years was referred to as Table F3 (Major Misconduct Statistics). Table F3a includes all Class I's and Class II's - including all Class I's reduced to a Class II. As in previous years, Table F3a generally excludes Class III (Minor) Misconducts - except for Class I's and Class II's reduced to a Class III. It is important to note that due to 'reduced' charges, the totals in Tables F3b and F3c will not add up to the totals found in Table F3a.

NOTE: This information is reported based upon the date and location at which the misconduct occurred. Offenders currently serving HYTA sentences might be reported within the facility and overall total.

Source: Offender Management System (OMS)



# F3b 2014 Prisoner Misconducts: Calendar Year Totals Class I Charges <sup>1</sup>

Facility	Total Misconducts	Total Charges	Charges # Not Guilty	Charges % Not Guilty	Charges # Dismissed	Charges % Dismissed	Charges % Not G/ Dism
Alger Corr Fac (LMF)	739	807	17	2.1%	50	6.2%	8.3%
Baraga Corr Fac (AMF)	731	774	12	1.6%	42	5.4%	7.0%
Bellamy Creek Corr Fac (IBC)	1,218	1,311	55	4.2%	68	5.2%	9.4%
Brooks, Earnest C. Corr Fac (LRF)	828	910	71	7.8%	41	4.5%	12.3%
Carson City Corr Fac (DRF)	1,094	1,140	68	6.0%	41	3.6%	9.6%
Central Michigan Corr Fac (STF)	730	773	67	8.7%	41	5.3%	14.0%
Chippewa Correctional Facility (URF)	2,188	2,301	63	2.7%	51	2.2%	5.0%
Cooper Street Corr Fac (JCS)	391	429	33	7.7%	17	4.0%	11.7%
Cotton, G Robert Corr Fac (JCF)	1,392	1,470	85	5.8%	24	1.6%	7.4%
Duane L. Waters (DWH)	19	19	5	26.3%	0	0.0%	26.3%
Egeler, Charles E. Recep & Guide (RGC)	566	602	42	7.0%	24	4.0%	11.0%
Handlon, Richard A. Corr Fac (MTU)	968	1,013	43	4.2%	37	3.7%	7.9%
Harrison, Gus Corr Fac (ARF)	1,405	1,495	85	5.7%	52	3.5%	9.2%
Ionia Corr Fac (ICF)	759	815	23	2.8%	8	1.0%	3.8%
Kinross Corr Fac (KCF)	1,021	1,083	56	5.2%	31	2.9%	8.0%
Lakeland Corr Fac (LCF)	495	519	20	3.9%	9	1.7%	5.6%
Macomb Corr Fac (MRF)	1,046	1,121	46	4.1%	40	3.6%	7.7%
Marquette Branch Prison (MBP)	1,041	1,096	21	1.9%	32	2.9%	4.8%
Michigan Reformatory (RMI)	1,531	1,668	44	2.6%	77	4.6%	7.3%
Muskegon Corr Fac (MCF)	658	698	44	6.3%	40	5.7%	12.0%
Newberry Corr Fac (NCF)	286	299	8	2.7%	9	3.0%	5.7%
Oaks Corr Fac (ECF)	730	780	46	5.9%	34	4.4%	10.3%
Ojibway Corr Fac (OCF)	402	424	25	5.9%	20	4.7%	10.6%
Parnall Corr Fac (SMT)	458	475	37	7.8%	13	2.7%	10.5%
Pugsley Corr Fac (MPF)	469	491	36	7.3%	19	3.9%	11.2%
Ryan Corr Fac (RRF)	9	9	1	11.1%	0	0.0%	11.1%
Saginaw Corr Fac (SRF)	1,201	1,356	138	10.2%	38	2.8%	13.0%
SAI Programs/Intensive Reentry	56	63	3	4.8%	0	0.0%	4.8%
St. Louis Corr Fac (SLF)	1,062	1,125	70	6.2%	23	2.0%	8.3%
Thumb Corr Fac (TCF)	372	382	19	5.0%	10	2.6%	7.6%
West Shoreline Corr Fac (MTF)	425	465	67	14.4%	69	14.8%	29.2%
Women's Huron Valley Corr Fac (WHV)	588	622	30	4.8%	21	3.4%	8.2%
Woodland Center Corr Fac (WCC)	302	328	11	3.4%	42	12.8%	16.2%
<b>Total</b>	<b>25,180</b>	<b>26,863</b>	<b>1,391</b>	<b>5.2%</b>	<b>1,023</b>	<b>3.8%</b>	<b>9.0%</b>

<sup>1</sup> This table represents a breakout of what in previous years was included in Table F3 (Major Misconduct Statistics). It includes all of what are now referred to as Class I's - excluding those that were reduced to either a Class II or a Class III.

NOTE: This information is reported based upon the date and location at which the misconduct occurred. Offenders currently serving HYTA sentences might be reported within the facility and overall total.

Source: Offender Management System (OMS)

# F3c 2014 Prisoner Misconducts:

## Calendar Year Totals Class II Charges <sup>1</sup>

Facility	Total Misconducts	Total Charges	Charges # Not Guilty	Charges % Not Guilty	Charges # Dismissed	Charges % Dismissed	Charges % Not G/ Dism	Charges # Reduced	Charges % Reduced
Alger Corr Fac (LMF)	1,030	1,061	17	1.6%	33	3.1%	4.7%	2	0.2%
Baraga Corr Fac (AMF)	772	797	16	2.0%	18	2.3%	4.3%	7	0.9%
Bellamy Creek Corr Fac (IBC)	2,611	2,685	52	1.9%	52	1.9%	3.9%	4	0.1%
Brooks, Earnest C. Corr Fac (LRF)	3,529	3,906	231	5.9%	26	0.7%	6.6%	10	0.3%
Carson City Corr Fac (DRF)	1,989	2,219	91	4.1%	36	1.6%	5.7%	6	0.3%
Central Michigan Corr Fac (STF)	3,203	3,389	196	5.8%	18	0.5%	6.3%	1	0.0%
Chippewa Correctional Facility (URF)	4,249	4,486	136	3.0%	41	0.9%	3.9%	16	0.4%
Cooper Street Corr Fac (JCS)	2,301	2,533	118	4.7%	39	1.5%	6.2%	11	0.4%
Cotton, G Robert Corr Fac (JCF)	4,812	5,123	30	0.6%	24	0.5%	1.1%	20	0.4%
Duane L. Waters (DWH)	20	25	0	0.0%	0	0.0%	0.0%	1	4.0%
Egeler, Charles E. Recep & Guide (RGC)	949	994	30	3.0%	26	2.6%	5.6%	10	1.0%
Handlon, Richard A. Corr Fac (MTU)	2,651	2,818	118	4.2%	40	1.4%	5.6%	9	0.3%
Harrison, Gus Corr Fac (ARF)	4,286	4,628	70	1.5%	122	2.6%	4.1%	12	0.3%
Ionia Corr Fac (ICF)	940	976	24	2.5%	7	0.7%	3.2%	3	0.3%
Kinross Corr Fac (KCF)	2,254	2,382	83	3.5%	14	0.6%	4.1%	1	0.0%
Lakeland Corr Fac (LCF)	1,930	2,052	30	1.5%	12	0.6%	2.0%	0	0.0%
Macomb Corr Fac (MRF)	1,818	1,954	22	1.1%	23	1.2%	2.3%	5	0.3%
Marquette Branch Prison (MBP)	1,504	1,582	93	5.9%	48	3.0%	8.9%	7	0.4%
Michigan Reformatory (RMI)	1,435	1,532	126	8.2%	32	2.1%	10.3%	8	0.5%
Muskegon Corr Fac (MCF)	1,817	1,953	99	5.1%	43	2.2%	7.3%	7	0.4%
Newberry Corr Fac (NCF)	1,284	1,352	34	2.5%	29	2.1%	4.7%	3	0.2%
Oaks Corr Fac (ECF)	1,955	2,042	107	5.2%	27	1.3%	6.6%	5	0.2%
Ojibway Corr Fac (OCF)	2,339	2,589	131	5.1%	15	0.6%	5.6%	8	0.3%
Parnall Corr Fac (SMT)	2,390	2,581	130	5.0%	38	1.5%	6.5%	4	0.2%
Pugsley Corr Fac (MPF)	2,580	2,746	70	2.5%	66	2.4%	5.0%	36	1.3%
Ryan Corr Fac (RRF)	19	19	1	5.3%	0	0.0%	5.3%	0	0.0%
Saginaw Corr Fac (SRF)	1,864	2,062	114	5.5%	70	3.4%	8.9%	10	0.5%
SAI Programs/Intensive Reentry	37	41	0	0.0%	0	0.0%	0.0%	0	0.0%
St. Louis Corr Fac (SLF)	2,151	2,269	135	5.9%	44	1.9%	7.9%	4	0.2%
Thumb Corr Fac (TCF)	1,048	1,159	60	5.2%	23	2.0%	7.2%	11	0.9%
West Shoreline Corr Fac (MTF)	1,601	1,701	133	7.8%	33	1.9%	9.8%	5	0.3%
Women's Huron Valley Corr Fac (WHV)	1,952	2,101	63	3.0%	42	2.0%	5.0%	8	0.4%
Woodland Center Corr Fac (WCC)	61	66	4	6.1%	7	10.6%	16.7%	0	0.0%
<b>Total</b>	<b>63,381</b>	<b>67,823</b>	<b>2,564</b>	<b>3.8%</b>	<b>1,048</b>	<b>1.5%</b>	<b>5.3%</b>	<b>234</b>	<b>0.3%</b>

<sup>1</sup> This table represents a breakout of what in previous years was included in Table F3 (Major Misconduct Statistics). It includes all Class II's - including Class I's reduced to a Class II, and excluding Class II's that were reduced to a Class III.

NOTE: This information is reported based upon the date and location at which the misconduct occurred. Offenders currently serving HYTA sentences might be reported within the facility and overall total.

Source: Offender Management System (OMS)

# F4 Litigation Statistics

2010-2014

CATEGORY	2010	2011	2012	2013	2014
Access to Courts	4	6	9	10	5
Conditions of Confinement	13	13	10	17	25
Disciplinary Process	8	8	7	7	7
Discrimination	5	3	4	2	1
Employee - Civil Service Commission	0	0	0	2	0
Employee – Discrimination	8	13	9	8	4
Employee – Other	8	8	15	7	5
Failure to Protect – Prisoner	8	9	13	21	13
Failure to Protect - Public	0	0	0	1	2
Federal Habeas Corpus	463	392	386	352	367
Food	0	1	0	2	1
Freedom of Information Act	4	3	2	1	6
Harassment	41	54	28	50	34
Mail – Legal	10	8	6	1	2
Mail – Non Legal	1	2	4	1	2
Medical	66	67	62	62	71
Miscellaneous	15	10	16	20	11
Parole Appeal <sup>1</sup>	71	28	37	31	31
Parole Revocation Process	32	30	18	10	10
Personal Injury - Prisoner	5	5	2	3	2
Personal Injury - Public	0	0	1	3	0
Petitions for Review – APA	108	112	50	74	85
Programming	1	1	3	2	6
Property	3	11	5	4	12
Property – Legal	3	3	5	2	0
Religion	8	18	14	17	10
Searches	2	0	4	2	0
Security Classification	6	2	1	6	3
State Habeas (Challenge Conviction)	97	106	94	92	94
Time Computation	17	9	20	6	1
Transfer	2	4	0	0	0
Uncategorized	0	0	0	13	34
Use of Force	11	19	12	14	12
Use of Restraints	0	0	0	0	1
Visits	4	3	4	0	1
<b>TOTAL LAWSUITS</b>	<b>1,024</b>	<b>948</b>	<b>841</b>	<b>843</b>	<b>889</b>

<sup>1</sup> This category includes all appeals of Parole Board decisions to Circuit Court under MCL 791.234(7). It includes most cases which were in the "Parole Release Process" category in earlier years.

Source: Operations Support Administration, Office of Legal Affairs



## *Michigan State Industries*

Michigan State Industries (MSI), a division of The Office of Employment Readiness, provides prisoners of the Michigan Department of Corrections academic, career and technical education, along with workplace skills and training programs in order to acquire and maintain a job. MSI provides manufactured goods and services to State Agencies, Federal Government and 501(c)3 Non-Profit Organizations. The types of products and services include garments, dental, janitorial, printing, recycling, safety apparel, signage and much more.

**Chart F5** is a 7 year history of total sales and net margin for MSI.

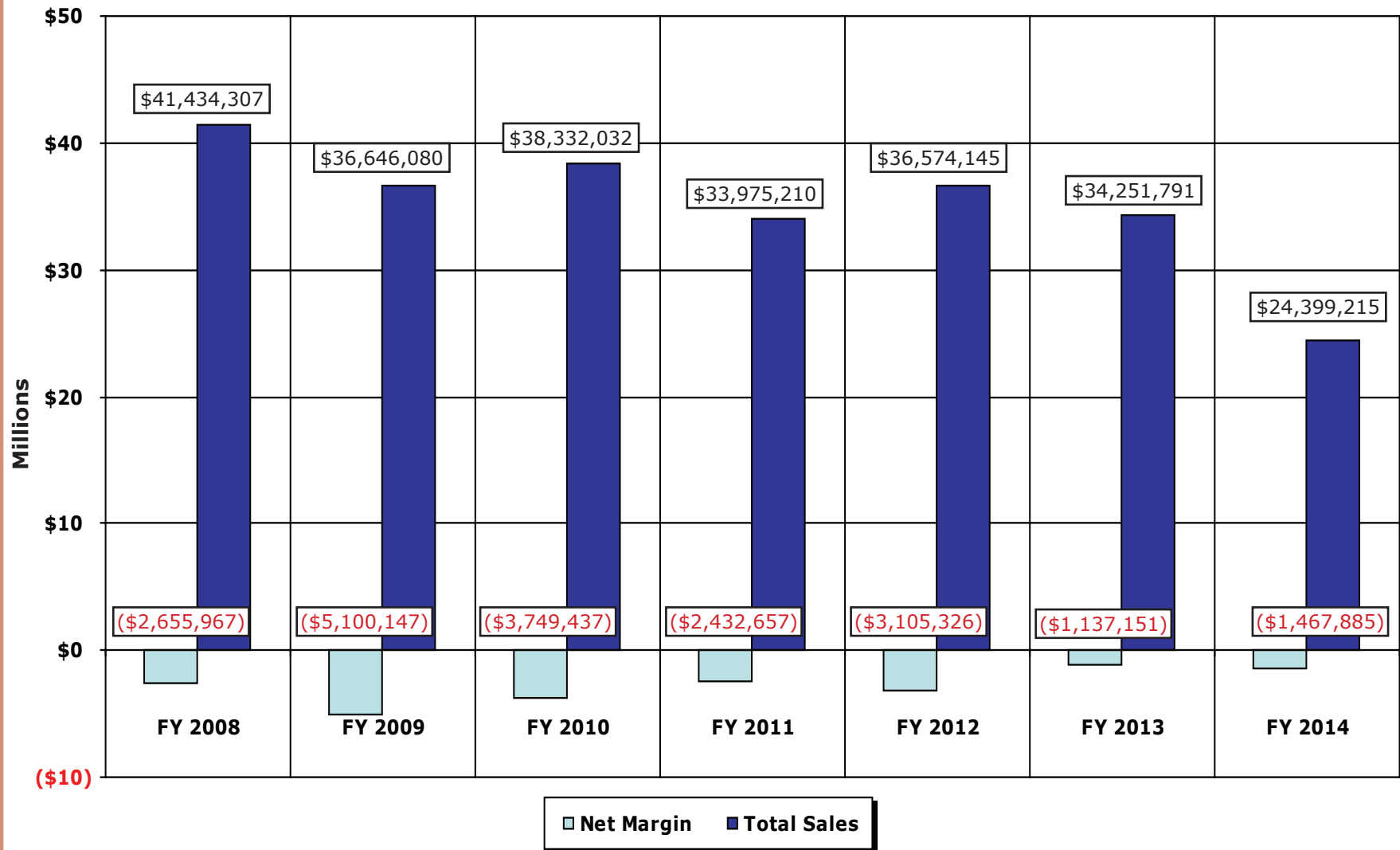
**Table F6** provides a comparison of total sales and net margin from factory operations, broken down by individual factory and fiscal years (FY 2013 and FY 2014).

**Table F7** shows the hourly pay schedule for prisoners employed in correctional industries.

# F5 MSI Seven-Year History of Total Sales and Net Margin

FY 2008 - FY 2014

F - 10



Source: Correctional Facilities Administration, Office of Employment Readiness

# F6

## Comparison of Total Sales and Net Margin From Factory Operations

FY 2013 - FY 2014

In Thousands

Factory Operations	Sales		Net Margin or (Loss)	
	FY 2013	FY 2014	FY 2013	FY 2014
Brooks Laundry	\$ 2,231	\$ 1,734	\$ (26)	\$ (167)
Carson City Garment	3,229	2,744	531	442
Carton	0	0	0	0
Chippewa Garment	0	0	0	0
Chippewa Laundry	1,314	447	(501)	(1,049)
Dental Lab	190	127	4	(74)
Huron Valley Garment	1,209	934	185	200
I-Max Garment	1,298	1,230	(133)	(111)
Jackson Dairy	5,575	1,105	(169)	(258)
Jackson Garment	0	0	0	0
Jackson Laundry	0	0	(274)	0
Janitorial Products	2,774	2,138	166	77
Kinross Garment	2,110	2,177	(66)	263
License Plate	2,679	3,107	110	352
Marquette Dairy	0	0	0	0
Marquette Garment	694	781	(78)	(97)
Mattress	1,770	1,717	94	107
Meat Processing	3,014	555	(467)	(994)
Metal Furniture	88	0	(256)	0
Optical Lab	340	300	(75)	(68)
Print Shop	664	666	(71)	(67)
Sawmill	0	0	0	0
Shoe	2,119	1,884	174	144
Sign Shop	802	832	(53)	(29)
Textile	0	0	0	0
Thumb Laundry	2,119	1,922	(188)	(141)
Vinyl Products	35	0	(45)	0
<b>TOTAL</b>	<b>\$ 34,254</b>	<b>\$ 24,400</b>	<b>\$ (1,138)</b>	<b>\$ (1,470)</b>

NOTES: Dollar amounts are rounded to the nearest thousand.  
 Negative Net Margin represents a loss.  
 Differences between figures in Tables F5 and F6 are due to miscellaneous revenue.

Source: Correctional Facilities Administration, Office of Employment Readiness

**F7****2014 Correctional Industries Hourly Pay Schedule**

<b>CLASS</b>	<b>Automatic Increases</b>		
	Start	30-Day	60-Day
	A	B	C
2. Semi-Skilled	.35	.40	.45
3. Skilled	.50	.55	.60
4. Highly Skilled	.65	.70	.75
5. Specialist	.80	.85	.90

NOTE: There is no Class 1 pay grade. Prisoners start at 2A and receive automatic increases up to 3C.

Class 4 & 5 rates are not automatic increases. Each factory has a finite number of 4 & 5 positions. Prisoners bid on openings as they become available.

Merit increases have been eliminated. Anyone currently at a pay rate which exceeds the maximum rate for that classification will be frozen.

Source: Correctional Facilities Administration, Office of Employment Readiness



## *Bureau of Health Care Services*

This section presents charts regarding the cost of health care services for prisoners. Services are provided by the Bureau of Health Care Services. The Bureau has two main goals:

- Provide cost-effective care.
- Provide quality care.

Charts F8 and F9 summarize the Department's prisoner health care costs.

- **Chart F8** is a table/graph combination showing costs per prisoner health care for FY 2005 through FY 2014. Prior to February 2011, F8 distinguishes between medical, dental and psychological services provided or controlled directly by the Department of Corrections versus mental health care costs provided directly by the Department of Community Health (DCH) for prisoners with serious mental illness. Effective February 2011, all mental health services are provided by the MDOC.
- **Chart F9** shows a detailed breakdown of the trend of prisoner health care costs for FY 2005 through FY 2014 under direct control of the Department of Corrections.

The former **Chart F10**, *Consent Decree Health Care Expenditures*, was last published in the 2008 Statistical Report. The conclusion of the Consent Decree made the chart obsolete.

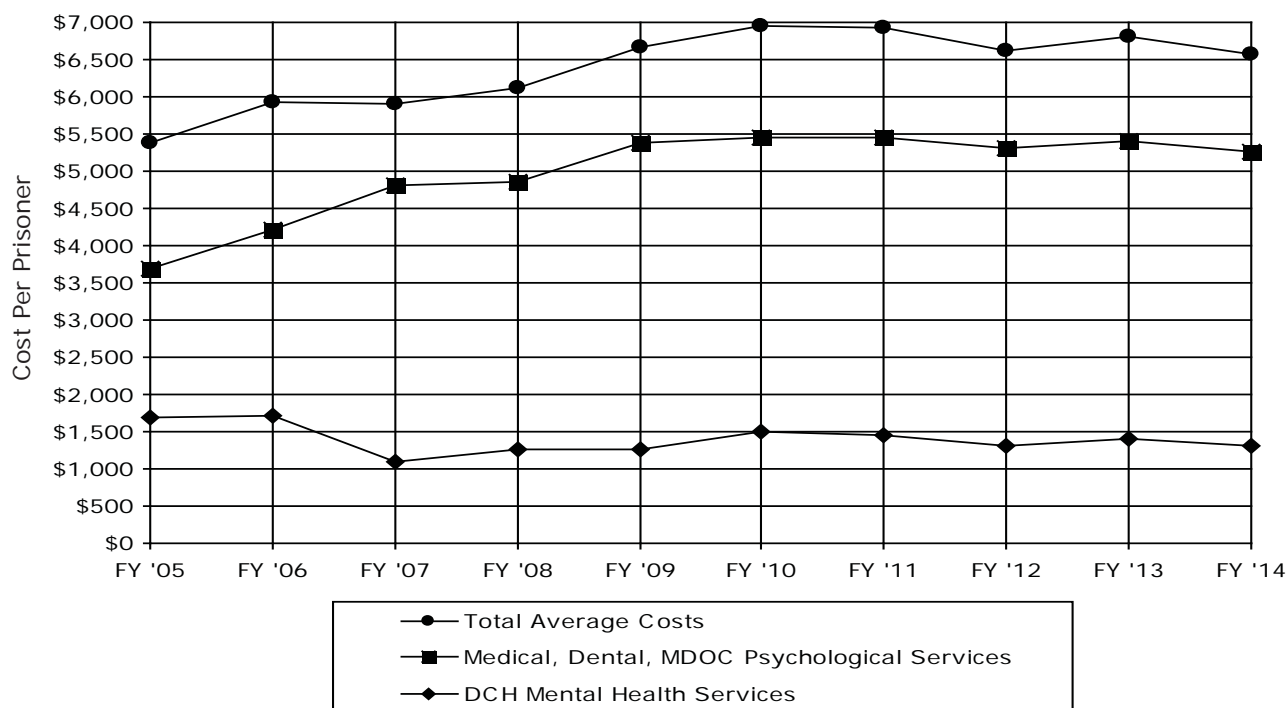


## F8 Health Care Expenditures Profile

FY 2005 - FY 2014

Fiscal Year	Average Population*	Annual Percent Change	Average Cost Per Prisoner			
			Medical, Dental, MDOC Psychological Services (MDPS)	MDPS Annual Percent Change	Mental Health Services**	Total
2005	48,907	(0.6%)	3,690	11.1%	1,698	5,388
2006	50,595	3.5%	4,223	14.4%	1,706	5,929
2007	51,397	1.6%	4,801	13.7%	1,107	5,908
2008	50,577	(1.6%)	4,849	1.0%	1,260	6,109
2009	48,435	(4.2%)	5,392	11.2%	1,265	6,657
2010	45,652	(5.8%)	5,460	1.3%	1,503	6,963
2011	44,262	(3.0%)	5,464	0.1%	1,454	6,918
2012	44,025	(0.5%)	5,303	(2.9%)	1,308	6,611
2013	44,423	0.9%	5,413	2.1%	1,400	6,813
2014	44,702	0.6%	5,258	(2.9%)	1,302	6,560

**Total Average Cost Per Prisoner**



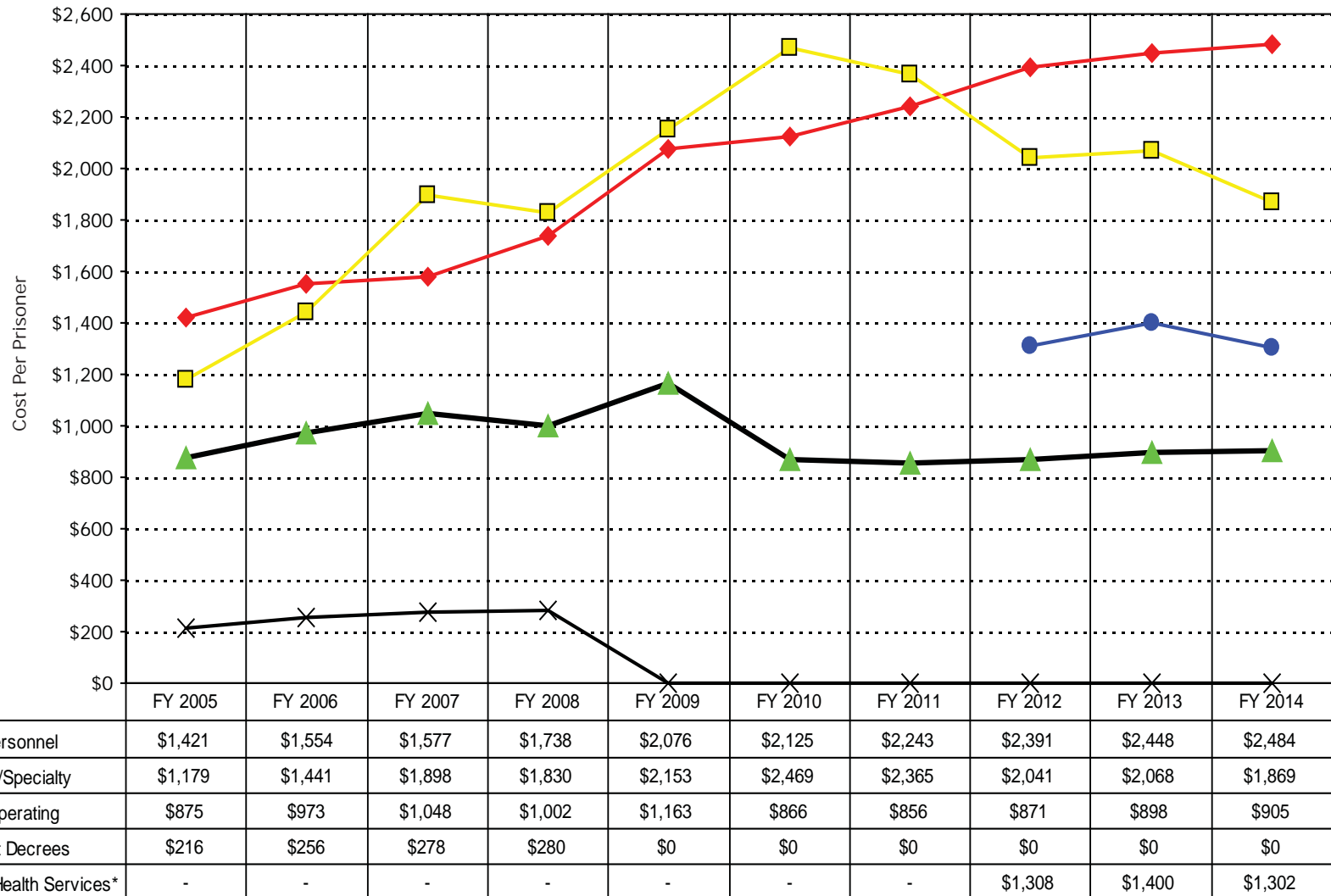
\* Based on Service Population. Service population includes Correctional Facilities and Reentry Centers.

\*\* Mental health services provided to prisoners meeting Michigan's definitions of seriously mentally ill. Until February 2011, these services were provided by the Department of Community Health (DCH). Effective February 2011, these DCH employees have become MDOC employees and all mental health services are provided by the MDOC.

NOTE: Numbers in this table reflect a system of reporting expenditures in the year they were paid.

Sources: Correctional Facilities Administration, Bureau of Health Care Services

## F9 Trend of Per Prisoner Health Care Expenditures Under Direct Control of MDOC FY 2005 - FY 2014



\* As of 2012, mental health services expenditures are under the direct control of the MDOC. Until February 2011, mental health services were provided by the Department of Community Health (DCH). Effective February 2011, these DCH employees have become MDOC employees and all mental health services are provided by the MDOC.

NOTE: Costs in this table reflect a system of reporting expenditures in the year they were paid. Hadix and DOJ Consent Decree funding transferred to various accounts.  
Sources: Correctional Facilities Administration, Bureau of Health Care Services

---

# *Department Operations*



## *Department Expenditures and Personnel Summaries*

This section summarizes how the Department spent its fiscal year 2014 appropriations and presents statistics regarding the Department's employees.

**Table F11** shows spending broken down by facilities and other Departmental operations. **Table F11a** is a summary chart of Department spending by function.

The **Tables F12** and **F12a** present information about the number and characteristics of Department employees by location.

# F11 Gross Expenditures and Encumbrances Excluding Capital Outlay

FY 2014

Location	Percent	Expenditures*
<b>Central Office Administration</b>	<b>2.61%</b>	<b>\$51,965,766</b>
<b>Department-Wide Costs:</b>		
County Jail Reimbursement	0.62%	\$12,242,210
Equipment and Special Maintenance	0.37%	\$7,453,731
Inmate Legal Services Program	0.04%	\$715,900
Prisoner Reintegration Programs	1.42%	\$28,266,876
Prosecutorial and Detainer Expenses	0.23%	\$4,549,668
Public Safety Initiative	0.06%	\$1,107,506
Substance Abuse Programs	1.08%	\$21,501,759
Training (New Employee/Projects)	0.65%	\$12,989,107
Workers Compensation	0.73%	\$14,540,158
<b>Office of Community Corrections</b>	<b>1.41%</b>	<b>\$28,083,211</b>
<b>Field Operations</b>	<b>12.42%</b>	<b>\$246,989,648</b>
<b>Health Care/Clinical</b>	<b>14.74%</b>	<b>\$293,238,279</b>
<b>Information Technology</b>	<b>1.25%</b>	<b>\$24,950,853</b>
<b>Correctional Facilities:</b>		
Correctional Facilities Administration	2.45%	\$48,678,009
Prison Food Service **	3.06%	\$60,816,209
Transportation	1.30%	\$25,944,540
Prison Store Operations	0.25%	\$4,962,325
Alger Correctional Facility	1.56%	\$31,096,442
Baraga Correctional Facility	1.72%	\$34,144,373
Bellamy Creek Correctional Facility	2.16%	\$43,041,431
Brooks, Earnest C. Correctional Facility	2.52%	\$50,090,594
Carson City Correctional Facility	2.34%	\$46,427,413
Central Michigan Correctional Facility	2.27%	\$45,116,831
Chippewa Correctional Facility	2.38%	\$47,335,571
Cooper Street Correctional Facility	1.44%	\$28,656,581

Location	Percent	Expenditures*
Cotton, G. Robert Correctional Facility	2.15%	\$42,709,746
Detroit Detention Center	0.35%	\$6,925,303
Egeler, Charles E. Correctional Facility	2.22%	\$44,190,882
Handlon, Richard A. Correctional Facility	1.42%	\$28,249,519
Harrison, Gus Correctional Facility	2.48%	\$49,362,442
Ionia Correctional Facility	1.69%	\$33,523,957
Ionia and Jackson Area Utilities	0.38%	\$7,584,635
Kinross Correctional Facility	1.86%	\$36,958,749
Lakeland Correctional Facility	1.61%	\$32,077,125
Macomb Correctional Facility	1.70%	\$33,742,843
Marquette Branch Prison	1.89%	\$37,552,621
Michigan Reformatory	1.85%	\$36,824,746
Muskegon Correctional Facility	1.18%	\$23,389,179
Newberry Correctional Facility	1.22%	\$24,243,977
Northern Region Admin and Support	0.22%	\$4,304,825
Oaks Correctional Facility	1.69%	\$33,628,713
Ojibway Correctional Facility	1.13%	\$22,450,842
Parnall Correctional Facility	1.46%	\$29,016,384
Pugsley Correctional Facility	1.20%	\$23,928,213
Saginaw Correctional Facility	1.61%	\$31,997,612
Southern Region Admin and Support	0.86%	\$17,162,031
Special Alternative Incarceration Facility	0.68%	\$13,550,954
St. Louis Correctional Facility	1.83%	\$36,476,785
Thumb Correctional Facility	1.65%	\$32,912,114
Woodland Center Correctional Facility	1.57%	\$31,323,062
Women's Huron Valley Correctional Facility	3.02%	\$60,058,543
<b>Total</b>	<b>100.0%</b>	<b>\$1,989,050,788</b>

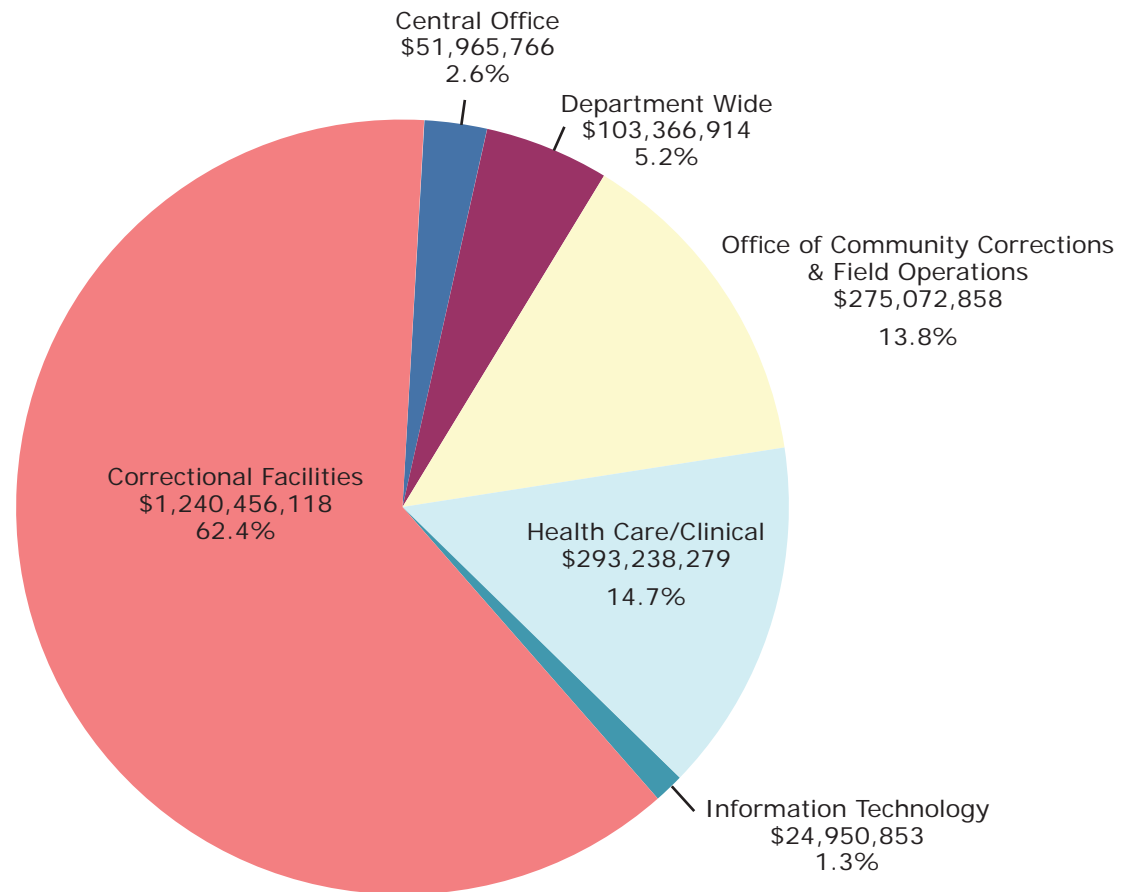
\* Expenditures (including the total) are rounded to the nearest whole dollar.

\*\* Prison Food Service operations shifted from State Employees to a private vendor in December 2013.

NOTE: This report includes all funds. FY 2014 gross expenditures report contains costs funded by \$6,925,303 in reimbursements from local governments, \$11,468,853 in offender collections, \$2,956,444 in grants, and \$13,673,202 in other revenues. Total other funding sources is \$35,023,802.

Source: Operations Support Administration, Bureau of Fiscal Management

# F11a FY 2014 Corrections Operating Expenditures: \$1,989,050,788



Correctional Facilities, including Health Care/Clinical: \$1,533,694,397 = 77.1%

# F12 Number of Employees

As of December 20, 2014

Location	Employees	Total Minority Employees	Total Corrections Officers <sup>1</sup>	Total Female Corrections Officers	Total Minority Corrections Officers
Alger Correctional Facility (LMF)	249	14	157	20	8
Baraga Correctional Facility (AMF)	276	19	183	7	13
Bellamy Creek Correctional Facility (IBC)	390	43	243	22	27
Brooks, Earnest C. Correctional Facility (LRF)	442	107	257	48	66
Carson City Correctional Facility (DRF)	428	29	268	31	15
Central Michigan Correctional Facility (STF)	406	35	275	42	22
Central Office (COF)	569	96	4	1	0
CFA Regional Offices - Northern (Admin & Support)	40	7	0	0	0
CFA Regional Offices - Southern (Admin & Support)	122	17	0	0	0
CFA Regional Support - Ionia (Bus Off, Maint, Transp)	49	6	18	3	6
Chippewa Correctional Facility (URF)	432	62	265	33	43
Cooper Street Correctional Facility (JCS)	390	78	175	26	32
Cotton, G. Robert Correctional Facility (JCF)	410	80	262	39	55
Detroit Detention Center (DDC)	57	44	44	15	35
Detroit Reentry Center (DRC)	231	163	146	32	105
Egeler, Charles E. Recep & Guid Center (RGC)	570	102	297	39	45
Field Operations Administration (FOA) - Metro	745	452	0	0	0
Field Operations Administration (FOA) - Outstate	952	143	1	0	0
Handlon, Richard A. Corr. Facility (MTU)	288	31	148	22	14
Harrison, Gus Correctional Facility (ARF)	492	57	303	40	44
Ionia Correctional Facility (ICF)	259	37	175	30	25
Kinross Correctional Facility (KCF)	345	61	227	30	49
Lakeland Correctional Facility (LCF)	265	19	169	23	12
Macomb Correctional Facility (MRF)	335	146	208	51	101
Marquette Branch Prison (MBP)	323	13	190	17	5
Michigan Reformatory (RMI)	308	55	197	29	40
Michigan State Industries (MSI)	62	7	0	0	0
Muskegon Correctional Facility (MCF)	224	59	132	23	33
Newberry Correctional Facility (NCF)	221	20	127	16	12
Oaks Correctional Facility (ECF)	290	7	192	22	5
Ojibway Correctional Facility (OCF)	211	7	122	7	4
Parnall Correctional Facility (SMT)	282	57	165	28	32
Pugsley Correctional Facility (MPF)	231	9	136	14	5
Saginaw Correctional Facility (SRF)	290	52	174	33	34
St. Louis Correctional Facility (SLF)	325	29	211	22	16
Thumb Correctional Facility (TCF)	308	58	201	39	38
Women's Huron Valley Corr. Facility (WHV)	544	305	320	260	202
Woodland Center Correctional Facility (WCC)	324	129	4	0	0
<b>TOTALS</b>	<b>12,685</b>	<b>2,655</b>	<b>5,996</b>	<b>1,064</b>	<b>1,143</b>

<sup>1</sup> Includes Corrections Officers (CO), Corrections Medical Officers (CMO) and Corrections Medical Unit Officers (CMUO).

Source: Operations Support Administration, Bureau of Human Resources

# F12a Corrections Officers <sup>1</sup>

*As of December 20, 2014*

INSTITUTION	MALES	FEMALES	TOTAL
Alger Correctional Facility (LMF)	137	20	157
Baraga Correctional Facility (AMF)	176	7	183
Bellamy Creek Correctional Facility (IBC)	221	22	243
Brooks, Earnest C. Correctional Facility (LRF)	209	48	257
Carson City Correctional Facility (DRF)	237	31	268
Central Michigan Correctional Facility (STF)	233	42	275
Central Office (COF)	3	1	4
CFA Regional Support - Ionia (Bus Off, Maint, Transp)	15	3	18
Chippewa Correctional Facility (URF)	232	33	265
Cooper Street Correctional Facility (JCS)	149	26	175
Cotton, G. Robert Correctional Facility (JCF)	223	39	262
Detroit Detention Center (DDC)	29	15	44
Detroit Reentry Center (DRC)	114	32	146
Egeler, Charles E. Recep & Guid Center (RGC)	258	39	297
Field Operations Administration (FOA) - Metro	0	0	0
Field Operations Administration (FOA) - Outstate	1	0	1
Handlon, Richard A. Corr. Facility (MTU)	126	22	148
Harrison, Gus Correctional Facility (ARF)	263	40	303
Ionia Correctional Facility (ICF)	145	30	175
Kinross Correctional Facility (KCF)	197	30	227
Lakeland Correctional Facility (LCF)	146	23	169
Macomb Correctional Facility (MRF)	157	51	208
Marquette Branch Prison (MBP)	173	17	190
Michigan Reformatory (RMI)	168	29	197
Muskegon Correctional Facility (MCF)	109	23	132
Newberry Correctional Facility (NCF)	111	16	127
Oaks Correctional Facility (ECF)	170	22	192
Ojibway Correctional Facility (OCF)	115	7	122
Parnall Correctional Facility (SMT)	137	28	165
Pugsley Correctional Facility (MPF)	122	14	136
Saginaw Correctional Facility (SRF)	141	33	174
St. Louis Correctional Facility (SLF)	189	22	211
Thumb Correctional Facility (TCF)	162	39	201
Women's Huron Valley Corr. Facility (WHV)	60	260	320
Woodland Center Correctional Facility (WCC)	4	0	4
<b>TOTALS</b>	<b>4,932</b>	<b>1,064</b>	<b>5,996</b>

<sup>1</sup> Includes Corrections Officers (CO), Corrections Medical Officers (CMO) and Corrections Medical Unit Officers (CMUO).

Source: Operations Support Administration, Bureau of Human Resources

---

# *Community Reentry Program and Electronic Monitoring*



Community Reentry Program information is under construction. The Community Reentry Program impacts prison admissions by intervening and diverting eligible parole violators who would otherwise be returned to prison. The following two programs fall under the Community Reentry Program:

- The Residential Reentry Program (RRP), which currently operates as two sites – the Lake County Residential Reentry Program (LCRRP) and the Detroit Reentry Center (DRC).
- The Intensive Detention Reentry Program (IDRP) which provides parole agents the opportunity to detain parolees with compliance problems before they become more serious parole violators. The IDRP currently operates at two sites - the Ingham County Jail IDRP and the Wayne County IDRP located within the DRC.

Electronic Monitoring allows for the monitoring and enforcement of curfews and other conditions of community supervision. Electronic Monitoring includes curfew monitoring (previously referred to as radio frequency (RF) electronic tether monitoring) and global positioning system (GPS) monitoring:

- Curfew monitoring is an electronic monitoring program that allows the MDOC to verify the offender's compliance with a court or Parole Board ordered curfew. Curfew monitoring may be imposed as an initial condition of sentencing or release, or as a sanction for violation behavior. Curfew monitoring consists of three broad offender types: probationers, parolees, and contractual. Probationers and parolees are no longer divided by whether they participated in the Special Alternative Incarceration (SAI) program or not. The Electronic Monitoring Center also contracts to provide monitoring services for Community Electronic Monitoring (CEM) and for the Regional Detention Services System (RDSS).
- GPS monitoring allows for the tracking of offender movement in order to determine compliance with supervision plans. The Department only uses active GPS monitoring, which constantly monitors offender movements and provides agents with dynamic alerts of boundary violations. Offenders monitored on GPS consist of parolees, probationers who are monitored based on extenuating circumstances surrounding the nature of their offense, and offenders who have completed their parole and are wearing Lifetime GPS.

**Table H1** shows the number of new Community Reentry Program participants by month and program site.

**Table H2** shows the number of Community Reentry Program terminations by month and program site.

**Table H3** shows the end of month populations by program site for the Community Reentry Program.

**Table H4** breaks down the new electronic monitoring participants monthly by offender type.

**Table H5** outlines monthly electronic monitoring terminations by offender type.

**Table H6**, lists end of month electronic monitoring populations by offender type.

**Table H7**, shows the 2014 end of month populations experienced by the GPS electronic tether program.



**H1** **New Community Reentry Program Participants Monthly  
by Program Site**  
*Calendar Years 2013 and 2014*

UNDER  
CONSTRUCTION

**H2** Community Reentry Program Terminations Monthly  
by Program Site  
*Calendar Years 2013 and 2014*

UNDER  
CONSTRUCTION

**H3** End of Month Community Reentry Program Populations  
by Program Site  
*Calendar Years 2013 and 2014*

UNDER  
CONSTRUCTION

## H4 New Electronic Monitoring Participants Monthly by Offender Type

*Calendar Years 2013 and 2014*

The Electronic Monitoring Center is staffed 24/7 year round. Monitored probationers and parolees are assigned to and supervised by field agents throughout the State, but all monitoring of the equipment, alert processing and notification, and inventory control is managed through the Monitoring Center. The Center also contracts to provide monitoring services for Community Electronic Monitoring (CEM) and for the Regional Detention Services System (RDSS).

Following a switch to a new vendor in September 2014, probationers and parolees are no longer divided by whether they participated in the Special Alternative Incarceration (SAI) program or not.

The table below breaks down the new electronic monitoring participants by month and type of offender.

Month	Parole*		Probation*		CEM		RDSS		Total	
	2013	2014	2013	2014	2013	2014	2013	2014	2013	2014
Jan	348	339	149	139	8	3	35	19	540	500
Feb	241	293	135	115	11	5	29	20	416	433
Mar	310	305	121	121	11	7	13	13	455	446
Apr	329	322	149	116	7	5	22	13	507	456
May	335	271	177	107	12	11	27	14	551	403
Jun	269	289	133	127	9	13	27	17	438	446
Jul	356	277	153	132	7	4	23	19	539	432
Aug	293	188	157	99	9	5	27	27	486	319
Sep	345	**	146	**	5	**	19	**	515	**
Oct	455	332	187	185	5	7	29	52	676	576
Nov	275	278	129	158	9	8	21	30	434	474
Dec	282	317	125	141	5	5	16	26	428	489
<b>Total</b>	<b>3,838</b>	<b>3,211</b>	<b>1,761</b>	<b>1,440</b>	<b>98</b>	<b>73</b>	<b>288</b>	<b>250</b>	<b>5,985</b>	<b>4,974</b>
<b>Avg</b>	<b>319.8</b>	<b>291.9</b>	<b>146.8</b>	<b>130.9</b>	<b>8.2</b>	<b>6.6</b>	<b>24.0</b>	<b>22.7</b>	<b>498.8</b>	<b>452.2</b>

\* Parole SAI and Probation SAI statistics were included in the traditional Parole and Probation statistics.

\*\* Unavailable due to the replacement of BI monitoring equipment with 3M monitoring equipment.

Sources: Field Operations Administration

## H5 Monthly Electronic Monitoring Terminations by Offender Type

### Calendar Years 2013 and 2014

The table below shows the monthly electronic monitoring terminations by offender type. The following are typical reasons for unsuccessful terminations on electronic monitoring:

- Substance abuse violation
- Curfew violation
- Tampering with tether device
- Abscond violation

- New felony
- Administrative termination, which occurs when the offender is unable to continue for reasons beyond their control, such as loss of home placement, hospitalization, or commitment to a treatment program.

Month	Parole*		Probation*		CEM		RDSS		Total	
	2013	2014	2013	2014	2013	2014	2013	2014	2013	2014
Jan	373	333	153	156	19	4	38	32	583	525
Feb	280	314	141	133	9	7	23	14	453	468
Mar	266	292	137	149	13	4	37	17	453	462
Apr	310	327	142	134	8	6	33	15	493	482
May	378	357	168	138	11	4	18	20	575	519
Jun	324	334	154	131	12	12	34	25	524	502
Jul	374	339	169	133	9	10	27	18	579	500
Aug	308	320	148	131	8	9	27	17	491	477
Sep	285	**	129	**	6	**	22	**	442	**
Oct	335	311	167	18	6	2	22	20	530	351
Nov	348	275	140	24	6	8	24	31	518	338
Dec	303	352	140	71	7	8	18	35	468	466
<b>Total</b>	<b>3,884</b>	<b>3,554</b>	<b>1,788</b>	<b>1,218</b>	<b>114</b>	<b>74</b>	<b>323</b>	<b>244</b>	<b>6,109</b>	<b>5,090</b>
<b>Avg</b>	<b>323.7</b>	<b>323.1</b>	<b>149.0</b>	<b>110.7</b>	<b>9.5</b>	<b>6.7</b>	<b>26.9</b>	<b>22.2</b>	<b>509.1</b>	<b>462.7</b>

\* Parole SAI and Probation SAI statistics were included in the traditional Parole and Probation statistics.

\*\* Unavailable due to the replacement of BI monitoring equipment with 3M monitoring equipment.

Sources: Field Operations Administration

## H6 End of Month Electronic Monitoring Populations by Offender Type

*Calendar Years 2013 and 2014*

Following a switch to a new vendor in September 2014, probationers and parolees are no longer divided by whether they participated in the Special Alternative Incarceration (SAI) program or not. The Electronic Monitoring Center also contracts to provide monitoring services for Community Electronic Monitoring (CEM) and for the Regional Detention Services System (RDSS).

The monthly new monitoring participants, monthly monitoring terminations, and average lengths of stay resulted in the end of month electronic monitoring populations shown in the table below.

Month	Parole*		Probation*		CEM		RDSS		Total	
	2013	2014	2013	2014	2013	2014	2013	2014	2013	2014
Jan	1,133	1,010	471	452	13	8	65	38	1,682	1,508
Feb	1,067	993	458	434	16	6	72	48	1,613	1,481
Mar	1,107	1,015	442	414	13	7	54	43	1,616	1,479
Apr	1,133	1,003	449	392	11	8	45	40	1,638	1,443
May	1,062	941	462	371	13	12	53	38	1,590	1,362
Jun	1,009	903	444	367	10	14	49	30	1,512	1,314
Jul	1,008	835	428	366	8	10	44	34	1,488	1,245
Aug	981	827	437	368	8	7	43	42	1,469	1,244
Sep	1,045	946	461	409	8	4	46	9	1,560	1,368
Oct	1,094	1,070	484	472	7	8	53	82	1,638	1,632
Nov	1,028	1,113	479	514	9	8	52	80	1,568	1,715
Dec	1,008	1,126	464	494	9	8	52	72	1,533	1,700
<b>Avg</b>	<b>1,056.3</b>	<b>981.8</b>	<b>456.6</b>	<b>421.1</b>	<b>10.4</b>	<b>8.3</b>	<b>52.3</b>	<b>46.3</b>	<b>1,575.6</b>	<b>1,457.6</b>

\* Parole SAI and Probation SAI statistics were included in the traditional Parole and Probation statistics.

Sources: Field Operations Administration

## H7 Monthly GPS Electronic Tether Program Activity

### *Calendar Year 2014*

The use of Global Positioning System (GPS) monitoring allows for the tracking of offender movement in order to determine compliance with supervision plans. The Department only uses active GPS monitoring which constantly monitors offender movements and provides agents with dynamic alerts of boundary violations. Passive GPS monitoring, which stores offender movement information for later review, is no longer used by the Department.

Offenders monitored on GPS consist of parolees who may be monitored up to 2 years, 17 probationers who are monitored based on extenuating circumstances surrounding the nature of their instant offense, and 79 offenders who have completed their parole and are wearing Lifetime GPS.

Pursuant to state law, if an offender is sentenced to prison for CSC 2nd the sentencing court also must sentence the offender to lifetime GPS if the offense was committed on or after August 28, 2006, at the time of the offense the offender was 17 years of age or older, and the victim was less than 13 years of age. The same held true for CSC 1st offenders until an appellate court ruling dated

May 17, 2012 which stated that if an offender is sentenced to prison for CSC 1st for an offense that was committed on or after August 28, 2006 the sentencing court must also sentence the offender to lifetime GPS regardless of the age of the defendant or the age of the victim.

Alerts for Lifetime GPS offenders who have completed their parole are routed through the Michigan State Police for investigation and possible referral for a new felony warrant. The Department does not have any jurisdiction over Lifetime GPS offenders who have completed their parole. To balance public safety interests and available resources, parolees released from prison on or after January 8, 2007 whose current offense requires registration under the Sex Offender Registration Act shall be monitored on some form of electronic monitoring whenever practical. The Parole Board may waive GPS monitoring when medical and/or mental capacity issues make it impractical. GPS monitoring may also be used for select parolees as an intervention or sanction for non-compliance with the order for parole.

GPS electronic monitoring shall be used for prisoners granted parole for offenses listed below:

Conviction Charge	Technology/Length (Revised September 6, 2013)
CSC - 1st Degree	GPS for the entire term of parole (then lifetime GPS for an offense committed on or after August 28th, 2006).
CSC - 2nd Degree	<p><b>If Lifetime GPS:</b> GPS for life (current term and beyond).</p> <p><b>If not Lifetime GPS case:</b> GPS for the first year. If the parolee is in compliance with supervision they shall be reduced to Curfew Monitoring for the remainder of their parole term.</p>
CSC - 3rd Degree	GPS for the first year. If the parolee is in compliance with supervision they shall be reduced from GPS to Curfew Monitoring for the remainder of their term.
Requires Sex Offender Registration	GPS for a minimum of the first 6 months. If the parolee is in compliance with supervision they shall be reduced from GPS to Curfew Monitoring for the remainder of their term.
Failure to Register as Sex Offender	GPS for a minimum of the first 6 months. If the parolee is in compliance with supervision they shall be reduced from GPS to Curfew Monitoring for the remainder of their term.

Conviction Charge	Technology/Length (Revised September 6, 2013)
Aggravated Stalking or serving any other sentence with a concurrent probation term for Aggravated Stalking	GPS for the entire term of parole.
Domestic Violence - Third Offense	GPS for the first six months for offenders whose parole date is on or after 2/17/12. For offenders who paroled prior to 2/17/12, Curfew Monitoring for the first six months.  Parolees convicted of Domestic Violence 3rd on or after 2/17/12 who receive jail or probation (not returned to prison) as a result of the conviction are required to be on GPS for six months after community supervision continues.
Parole Board Ordered to GPS	GPS for a minimum of the first 6 months. If the parolee is in compliance with supervision they shall be reduced from GPS to Curfew Monitoring for a minimum of 6 additional months.

During 2014, there were 3,002 GPS activations and 3,326 terminations. Of the 3,326 terminations, 282 (8.5%) were for administrative reasons. For the remaining 3,044 terminations, 369 (12.1%) were a result of technical violations, 113 (3.7%) were a result of new sentence failures, 109 (3.6%) are currently absconders, and 2,453 (80.6%) were a result of

successful completion of GPS. Of the 369 terminations that were a result of technical violations, 214 were for uncharged criminal behavior, making up 58.0% of technical violations and 11.1% of all terminations.

The table below shows the 2014 end of month GPS populations.

	Global Positioning System (GPS)
Jan	2,410
Feb	2,391
Mar	2,386
Apr	2,415
May	2,451
Jun	2,438
Jul	2,489
Aug	2,509
Sep	2,424
Oct	2,329
Nov	2,359
Dec	2,364

Source: Field Operations Administration



---

# Special Alternative Incarceration Program



This section describes offenders committed to the Special Alternative Incarceration Program (SAI). The program has evolved over the years, but its objectives continue to be ending criminal behavior by developing offender self-esteem and self-discipline, a sense of individual responsibility and a positive work ethic.

In 1988, SAI opened as a 90-day military ‘Boot Camp’ style program for male probationers, under the Department’s Field Operations Administration (FOA). The program was patterned after military basic training, involved physical fitness and programming (education, substance abuse awareness, basic life skills and counseling), with an optional component for residential placement in the community while on parole or probation.

In 1992, the program was expanded to include females. The program was later expanded to also include prisoners serving a minimum sentence of 36 months or less.

In 2003, the program’s component for intensive parole or probation supervision in the community was replaced with regular community supervision.

In 2004, SAI transferred from FOA to the Department’s Correctional Facilities Administration (CFA), and was assigned to the Cooper Street Correctional Facility for administrative oversight.

In 2008, SAI was redesigned to adhere to the evidence-based practices of Prisoner Reentry. Most significant was dropping the old military-style, ‘boot camp’ setting. Under the ‘boot camp’ philosophy, trainees received a complete set of standard programs whether they had the need for the programs or not. As an In-Reach Facility under Prisoner Reentry, each trainee receives individualized custom programming based on their needs, risks, and strengths as determined by a COMPAS assessment. In addition to programming changes, SAI also began accepting trainees who had selected mental health and medical histories which may have precluded admittance to SAI in previous years. Each trainee was assessed to determine his or her level of participation in the more physical portion of the program.

In 2010, a major change was including prisoners who were past their Earliest Release Date (ERD) to be

referred by the Parole Board for SAI programming. These participants are referred to as Intensive Reentry/In Reach trainees (IR). The Parole Board recommends prisoner placement in the IR program from the institutions to demonstrate an ability to conform and adjust to challenges presented to them. Prior to the implementation of this program, this population probably would not have received positive Parole Board action and would have remained in the prison for at least 12 more months.

While these prisoners do not fall under the jurisdiction of the SAI statute, since they are past their ERD, they are well served by the SAI program offerings and reentry preparation.

In 2011, programming was increased for the female population at SAI by providing gender-responsive programming while still keeping the basic tenets of a boot camp. Trainees are still required to march in formation, participate in physical fitness training, if able, as well as compete in drill competitions. SAI continues the use of the COMPAS assessment for programming but also added reviews of prior criminal histories and the Pre-Sentence investigation Report combined with a personal interview by programming staff. These changes have allowed us to meet the individual needs of each trainee.

In 2014, all female SAI and IR prisoners were relocated to Huron Valley Women’s Correctional Facility.

Public Works assignments continue to be a main stay of programming at SAI. This allows trainees who meet screening requirements to go into the community under the supervision of a corporal and give back to the community through hard work.

**Tables 11 and 12** show SAI prisoner and probationer intake by offense. **Table 13** reflects probationer intake by Field Operations Administration (FOA) region. **Tables 14 and 15** summarize SAI Phase I program performance. **Tables 16 and 17** summarize SAI Phase I post-program outcome. Additional information about the SAI program (such as the offender eligibility criteria) is available in a separate annual report, Special Alternative to Incarceration Program. \*

---

\* The report is available online at <http://www.michigan.gov/corrections>. Click on “News & Publications,” and then click on “Legislative Reports” and finally, click on the PDF entitled “Special Alternative Incarceration - A PR In-Reach Facility”

**2014 SAI Prisoner Intake by Offense***Special Alternative Incarceration Boot Camp (Includes Attempts)**Page 1 of 3*

Offense	Violations
GRAND TOTAL	1,357
28.2931 State ID Card - False Application	1
28.729 Sex Offender - Fail to Register	2
257.602A2 Police Officer - Flee - 4th Degree (Vehicle Code)	2
257.602A3-A Police Officer - Flee - 3rd Degree (Vehicle Code)	24
257.6173 Fail to Stop at Accident - At Fault Death Result	1
257.6254 Operating Vehicle Intoxicated, Causing Death	1
257.6256D Operating Vehicle Intoxicated, Contr. Sub. - 3rd Offense	38
257.6257A2 Operating Vehicle Intoxicated, w/ Occupant <16 - 2nd+ Offense	2
257.626C Driving - Felonious	1
257.6263 Driving - Reckless - Causing Serious Impairment of Body Function	1
257.9041C Operate - Allow Suspended/Revoked/Denied to Operate - 2nd+ Offense	1
257.9044 Operate - License Susp./Rev./Denied, Causing Death	1
257.9045 Operate - License Susp./Rev./Denied, Causing Serious Injury	1
333.74012A3 Contr. Sub - Del/Mfg 50 - 449 Grams (Narc. or Cocaine)	10
333.74012A4 Contr. Sub - Del/Mfg Under 50 Grams (Narc. or Cocaine)	69
333.74012BA Contr. Sub. - Del/Mfg (Sched. 1-3), Except Marijuana	4
333.74012B1 Contr. Sub. - Del/Mfg Meth/Ecstasy	20
333.74012D1 Contr. Sub. - Del/Mfg 45 or More Kilograms Marijuana	1
333.74012D3 Contr. Sub. - Del/Mfg Marijuana	29
333.7401C2A Contr. Sub. - Operate/Maintain Lab	3
333.7401C2C Contr. Sub. - Operate/Maintain Lab Involving Hazardous Waste	2
333.7401C2D Contr. Sub. - Operate/Maintain Lab Near Specified Places	2
333.7401C2F Contr. Sub - Operate/Maintain Lab Involving Meth	57
333.74022A Contr. Sub. - Create/Del./Intent Counterfeit (Narcotic)	1
333.74022B Contr. Sub. - Create/Del./Intent Counterfeit (Sched. 1-3)	1
333.74032A3 Contr. Sub - Possess 50 - 449 Grams (Narcotic)	1
333.74032A5 Contr. Sub - Possess <25 Grams (Narcotic)	33

Offense	Violations
333.74032BA Contr. Sub. - Possess Analogues/Sched. 1-4	7
333.74032B1 Contr. Sub. - Possess Methamphetamine	28
333.74032D Contr. Sub. - Possess Marijuana	1
333.7405D Contr. Sub. - Maintain Drug House	10
333.74071G Contr. Sub. - Counterfeit Prescription Form	1
333.74102A Contr. Sub. - Deliver <50 Grams, School Prop. (Narc/Cocaine)	1
445.65 Identity Theft	2
500.45111 Insurance - Fraudulent Acts	1
750.110 Breaking & Entering - Bldg. w/ Intent	62
750.110A2 Home Invasion - 1st Degree	52
750.110A3 Home Invasion - 2nd Degree	131
750.110A4 Home Invasion - 3rd Degree	18
750.111 Breaking & Entering - Entry w/o Breaking, w/ Intent	5
750.116 Burglar's Tools - Possess	5
750.131A1 Check - No Account	1
750.136B4 Child Abuse - 3rd Degree	1
750.157N1 Financial Transaction Device - Steal/Retain w/o Consent	5
750.157P Financial Transaction Device - Possess w/ Intent to Use/Sell	3
750.157Q Financial Transaction Device - Illegal Sale/Use	3
750.159I1 Criminal Enterprises - Conducting	4
750.165 Child Support - Fail to Pay	2
750.1744A Embezzle - Agent or Trustee, \$1K - <\$20K	2
750.1745A Embezzle - Agent or Trustee, \$20K - <\$50K	1
750.1746 Embezzle - \$50K - <\$100K	2
750.1747 Embezzlement - \$100K or More	1
750.186A Escape - Juvenile Facility	2
750.193 Escape - Prison	1
750.1952 Escape - From Felony Jail Sentence	2

**2014 SAI Prisoner Intake by Offense***Special Alternative Incarceration Boot Camp (Includes Attempts)**Page 2 of 3*

Offense	Violations
750.197CA Assault of Prison Employee	3
750.199A Bond - Abscond or Forfeit	3
750.2091B Explosives - Place w/ Intent to Injure, Cause Prop. Damage	1
750.2185A False Pretenses - \$20K or More	1
750.224B Weapons - Firearms, Short-Barrel Shotgun/Rifle	3
750.224F Weapons - Firearms, Possession by Felon	37
750.227 Weapons - Carry Concealed	36
750.227BA Weapons - Felony Firearm	6
750.227C Weapons - Firearms, Possess Loaded in Vehicle	1
750.234A Weapons - Firearms, Discharge from Vehicle	2
750.234B Weapons - Firearms, Discharge in/at Bldg.	2
750.248 Forgery	3
750.249 Utter & Publish	14
750.321A Manslaughter - Statutory Short Form	1
750.349 Kidnapping	1
750.349B Unlawful Imprisonment	5
750.3562A Larceny - \$20K or More	1
750.3563A Larceny - \$1K - <\$20K	8
750.356A1 Larceny - From Motor Vehicle	25
750.356A3 Breaking & Entering - Vehicle Semi-Trailer/House Trailer, w/ Damage	2
750.356C Retail Fraud - 1st Degree	29
750.357 Larceny from Person	24
750.357B Weapons - Firearms - Larceny	3
750.360 Larceny in Building	39
750.362A3A Fail to Return Rented Property, \$1K - <\$20K	1
750.3622A Larceny by Conversion, \$20K or More	1
750.377A1B Malicious Destruction Pers. Prop.	4
750.377B Malicious Destruction Fire/Police Property	3

Offense	Violations
750.3803A Malicious Destruction of Bldg., \$1K - <\$20K	4
750.411I Stalking - Aggravated	12
750.413 Motor Vehicle - Unlawful Drive Away	16
750.414 Motor Vehicle - Unlawful Use	1
750.422B Perjury - Court Proceeding	1
750.479A3 Police Officer - Flee (Penal Code) 3rd Degree	2
750.479C2D Lying to Peace Officer - Violent Crime Investigation	2
750.483A2B Interfere w/ Crime Report Threat to Kill/Injure	1
750.505A Obstruction of Justice	1
750.505B Accessory After the Fact to Felony	2
750.50B Animals - Kill/Torture	2
750.520D1A CSC - 3rd Degree - Person 13 - 15	2
750.529 Robbery - Armed	40
750.529A Carjacking	11
750.530 Robbery - Unarmed	82
750.531A Bank Robbery	1
750.531B Safe Breaking	1
750.535B Weapons - Firearms, Receive & Conceal	7
750.5352A Stolen Prop. - Receive & Conceal, \$20K or More	1
750.5353A Stolen Prop. - Receive & Conceal, \$1K - <\$20K	18
750.5357 Stolen Prop. - Receive & Conceal, Motor Vehicle	19
750.540 Telephone - Tap/Cut Lines	1
750.5405A Interfere w/ Electronic Communications	6
750.5405B Interfere w/ Electronic Communications, Injury/Death	2
750.74 Arson - Personal Property, Over \$50	1
750.741C1 Arson - Personal Property, \$1K - <\$20K	1
750.761B Arson of Insured Real Property	1
750.791D1 Arson - Preparation to Burn Property, \$20K or More	1

**2014 SAI Prisoner Intake by Offense***Special Alternative Incarceration Boot Camp (Includes Attempts)**Page 3 of 3*

Offense	Violations
750.81A3 Domestic Violence, Aggravated - 2nd Offense	4
750.81D1 Police Officer - Assault/Resist/Obstruct	48
750.81D2 Police Officer - Assault/Resist/Obstruct, Causing Injury	5
750.814 Domestic Violence - 3rd Offense	25
750.82 Felonious Assault	37
750.83 Assault w/ Intent to Murder	4
750.84 Asslt w/ Intent to do Great Bodily Harm Less Than Murder	43
750.841B Assault by Strangulation	6
750.88 Assault w/ Intent to Rob While Unarmed	1
750.89 Assault w/ Intent to Rob While Armed	3
752.10032 Health Care Fraud - Medically Unnecessary	1
752.1084 Organized Retail Crime	1
752.7973E Computers - Use to Commit Crime Max 10 yrs - <20 yrs	1
752.811A Breaking & Entering - Coin Operated Device	2
767A.91B Prosecutor's Investigative Subpoena - Perjury	1
771.3F Tampering with Electronic Monitoring Device	1
800.2811 Prisons - Furnish Contraband to Prisoner in Prison	1
800.2814 Prisons - Prisoner Possessing Contraband	2
800.2834 Prisons - Prisoner Possessing Weapon	9
801.2622 Jails - Prisoner Possess Weapon	1

Source: Correctional Facilities Administration (SAI Database)

## 2014 SAI Probationer Intake by Offense

*Special Alternative Incarceration Boot Camp (Includes Attempts)*

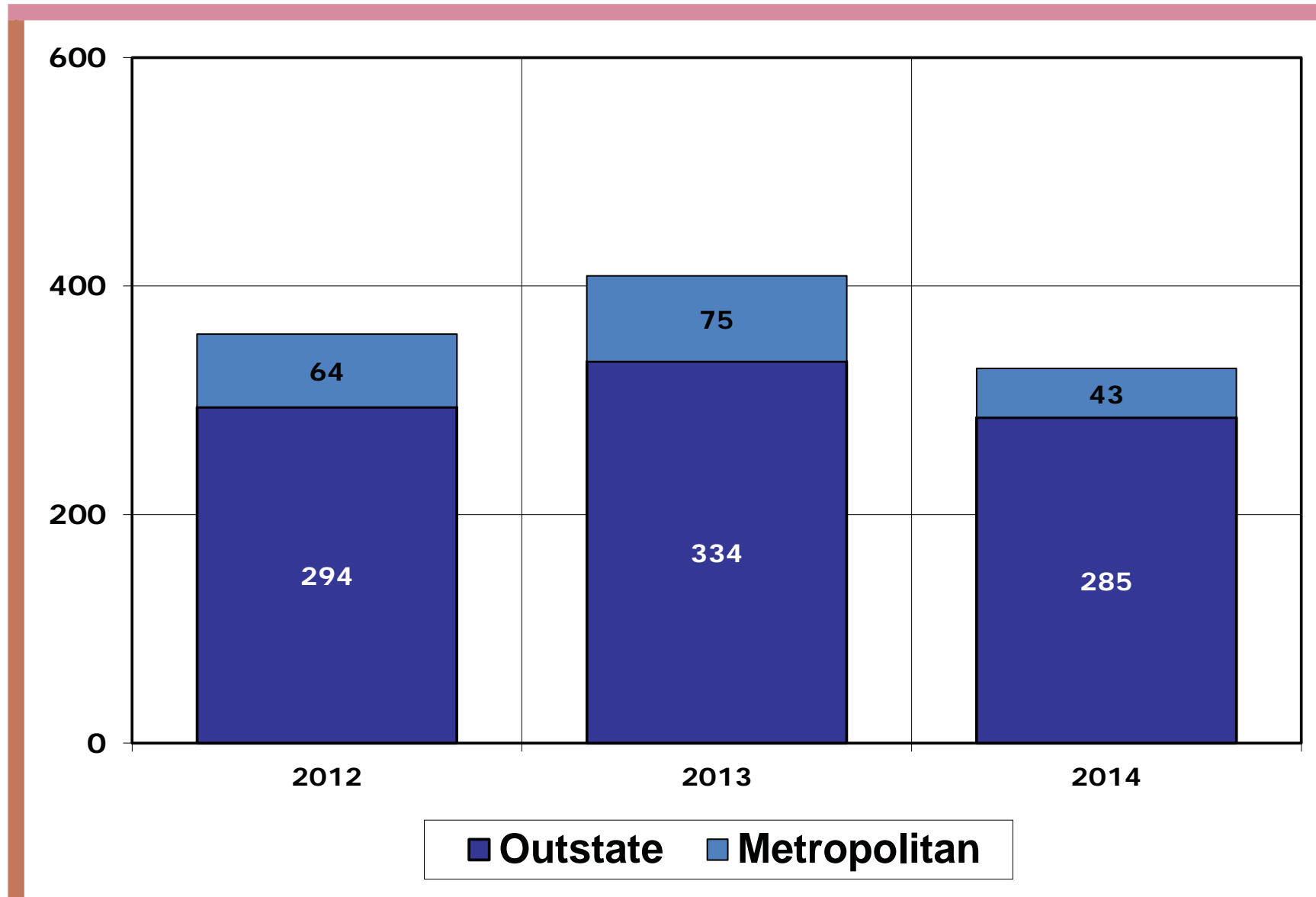
Offense	Violations
GRAND TOTAL	328
28.729 Sex Offender - Failure to Register	1
28.7292 Sex Offender - Failure to Comply w/ Duties	1
257.602A3-A Police Officer - Fleeing - 3rd Degree - (Vehicle Code)	6
257.6255A Operating Vehicle Intoxicated, Causing Serious Injury	1
257.6256D Operating Vehicle Intoxicated, Contr. Sub. - 3rd Offense	5
257.6263 Driving - Reckless - Causing Serious Impairment of Body Function	1
333.74012A4 Contr. Sub - Del/Mfg Under 50 Grams (Narc. or Cocaine)	25
333.74012BA Contr. Sub. - Del/Mfg (Sched. 1-3), Except Marijuana	1
333.74012B1 Contr. Sub - Del/Mfg Meth/Ecstasy	3
333.74012D3 Contr. Sub - Del/Mfg Marijuana	8
333.7401C2A Contr. Sub. - Operate/Maintain Lab	3
333.7401C2F Contr. Sub - Operate/Maintain Lab Involving Meth	3
333.74032A5 Contr. Sub. - Possess <25 Grams (Narcotic)	25
333.74032B-A Contr. Sub. - Possess Analogues/Sched. 1-4	6
333.74032B1 Contr. Sub. - Possess Methamphetamine	4
333.7405D Contr. Sub. - Maintain Drug House	2
750.110 Breaking & Entering - Building w/ Intent	11
750.110A2 Home Invasion - 1st Degree	10
750.110A3 Home Invasion - 2nd Degree	33
750.110A4 Home Invasion - 3rd Degree	13
750.111 Breaking & Entering - Entry w/o Breaking, w/ Intent	1
750.116 Burglar's Tools - Possess	1
750.1227C Witness - Intimidate/Threaten to Kill or Injure	1
750.157N1 Financial Transaction Device - Steal/Retain w/o Consent	2
750.157P Financial Transaction Device - Possess w/ Intent to Use/Sell	2
750.157Q Financial Transaction Device - Illegal Sale/Use	1
750.165 Child Support - Fail to Pay	2
750.1744A Embezzle - Agent or Trustee, \$1K - <\$20K	1

Offense	Violations
750.2241A Weapons - Dangerous Weapon - Misc.	1
750.227 Weapons - Carry Concealed	15
750.249 Utter & Publish	7
750.350 Kidnapping - Child Enticement	2
750.3563A Larceny - \$1K - <\$20K	1
750.356A1 Larceny - From Motor Vehicle	13
750.356C Retail Fraud - 1st Degree	3
750.357 Larceny from Person	2
750.360 Larceny in Building	21
750.377B Malicious Destruction Fire/ Police Property	2
750.411I Stalking - Aggravated	1
750.413 Motor Vehicle - Unlawful Drive Away	8
750.414 Motor Vehicle - Unlawful Use	1
750.479A3 Police Officer - Flee (Penal Code) 3rd Degree	1
750.4792 Public Officer - Assault/Obstruct	1
750.505B Accessory After the Fact to Felony	1
750.530 Robbery - Unarmed	14
750.535B Weapons - Firearms, Receive & Conceal	4
750.5353A Stolen Prop. - Receive & Conceal, \$1K - <\$20K	5
750.5357 Stolen Prop. - Receive & Conceal, Motor Vehicle	16
750.81D1 Police Officer - Assault/Resist/Obstruct	13
750.81D2 Police Officer - Assault/Resist/Obstruct, Causing Injury	2
750.814 Domestic Violence - 3rd Offense	4
750.82 Felonious Assault	11
750.84 Assault w/ Intent to do Great Bodily Harm Less Than Murder	3
750.88 Assault w/ Intent to Rob While Unarmed	1
767A.91B Prosecutor's Investigative Subpoena - Perjury	1
801.2631 Jails - Furnish Contraband to Prisoner	1

# 13 2012 - 2014 Comparison of SAI Probationer Intake

*By Field Operations Administration Regions*

9 - 1



Source: Correctional Facilities Administration (SAI Database)

# 14

## SAI Phase I Prisoner Program Performance 2012 - 2014

	2012		2013		2014	
Graduated	1396	89.0%	1321	86.4%	1233	86.8%
Voluntary Withdrawals	19	1.2%	17	1.1%	14	1.0%
Terminated as Rule Violators	109	7.0%	123	8.0%	122	8.6%
Terminated for Medical Reasons	24	1.5%	30	2.0%	31	2.2%
Terminated for Admin. Reasons	20	1.3%	38	2.5%	20	1.4%
Total	1568	100.0%	1529	100.0%	1420	100.0%

Source: Correctional Facilities Administration

# 15

## SAI Phase I Probationer Program Performance 2012 - 2014

	2012		2013		2014	
Graduated	278	77.4%	329	80.0%	287	84.9%
Voluntary Withdrawals	6	1.7%	8	1.9%	4	1.2%
Terminated as Rule Violators	41	11.4%	41	10.0%	22	6.5%
Terminated for Medical Reasons	22	6.1%	25	6.2%	15	4.4%
Terminated for Admin. Reasons	12	3.4%	8	1.9%	10	3.0%
Total	359	100.0%	411	100.0%	338	100.0%

Source: Correctional Facilities Administration

# 16

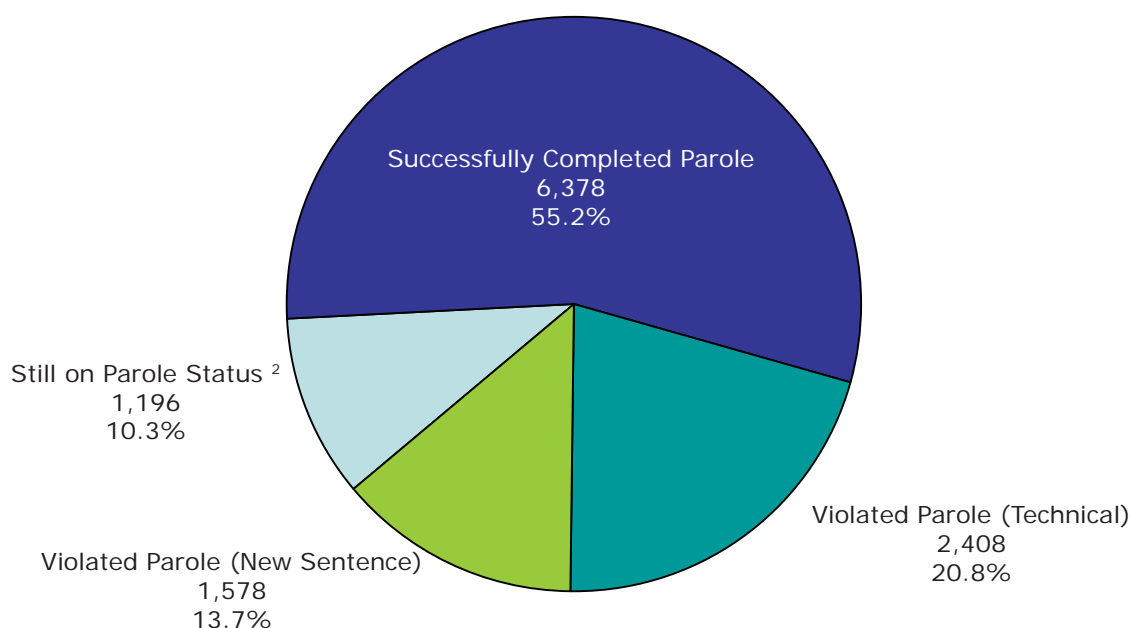
## SAI Phase I Prisoner Post-Program Performance 1992 - 2014

	1992 - 2011 <sup>1</sup>		2012		2013		2014	
Still on Parole Status <sup>2</sup>	1,196	10.3%	69	11.5%	376	59.7%	608	97.3%
Successfully Completed Parole	6,378	55.2%	396	65.8%	169	26.8%	1	0.1%
Violated Parole (Technical)	2,408	20.8%	55	9.1%	38	6.0%	8	1.3%
Violated Parole (New Sentence)	1,578	13.7%	82	13.6%	47	7.5%	8	1.3%
Total Graduates	11,560	100.0%	602	100.0%	630	100.0%	625	100.0%

# 17

## SAI Phase I Prisoner Post-Program Performance 1992 - 2011 <sup>1</sup>

*All SAI-Prisoners with Three or More Years Since Graduation*



<sup>1</sup> Reflects the status at the end of the 3rd year following the graduation from SAI.


<sup>2</sup> Includes parolees who have absconded from parole.

NOTE: Reflects outcome of the parole term following SAI.  
Source: Offender Management Network Information (OMNI)



---

# Office of Community Corrections



This section provides data on the Office of Community Corrections (OCC).

OCC works with local units of government and criminal justice professionals to implement Michigan's Community Corrections Act, P.A. 511 of 1988. The purpose of the Act is to increase the range and utilization of community sanctions and services for non-violent offenders in order to reduce admissions to prison. The OCC implements program policies, guidelines and standards, and provides technical assistance to local units of government to develop and implement locally-developed comprehensive corrections plans. These plans outline criminal justice problems and how policies and practices and P.A. 511 funds will address them.

Local governments voluntarily participate in the implementation of the Act through forming Community Corrections Advisory Boards (CCABs) which have responsibilities for developing comprehensive corrections plans. The plans establish the framework for applications for funds. At various times since 1989, 80 of the 83 counties across the state have elected to participate in implementation of the Act through the formulation of single-county, multi-county and county-city Community Corrections Advisory Boards.

During Fiscal Year 2014, \$12,157,998 was awarded for community corrections plans and services to 73 counties, \$15,060,812 for probation residential services, and \$1,427,073 for the drunk driver jail reduction and community treatment program.

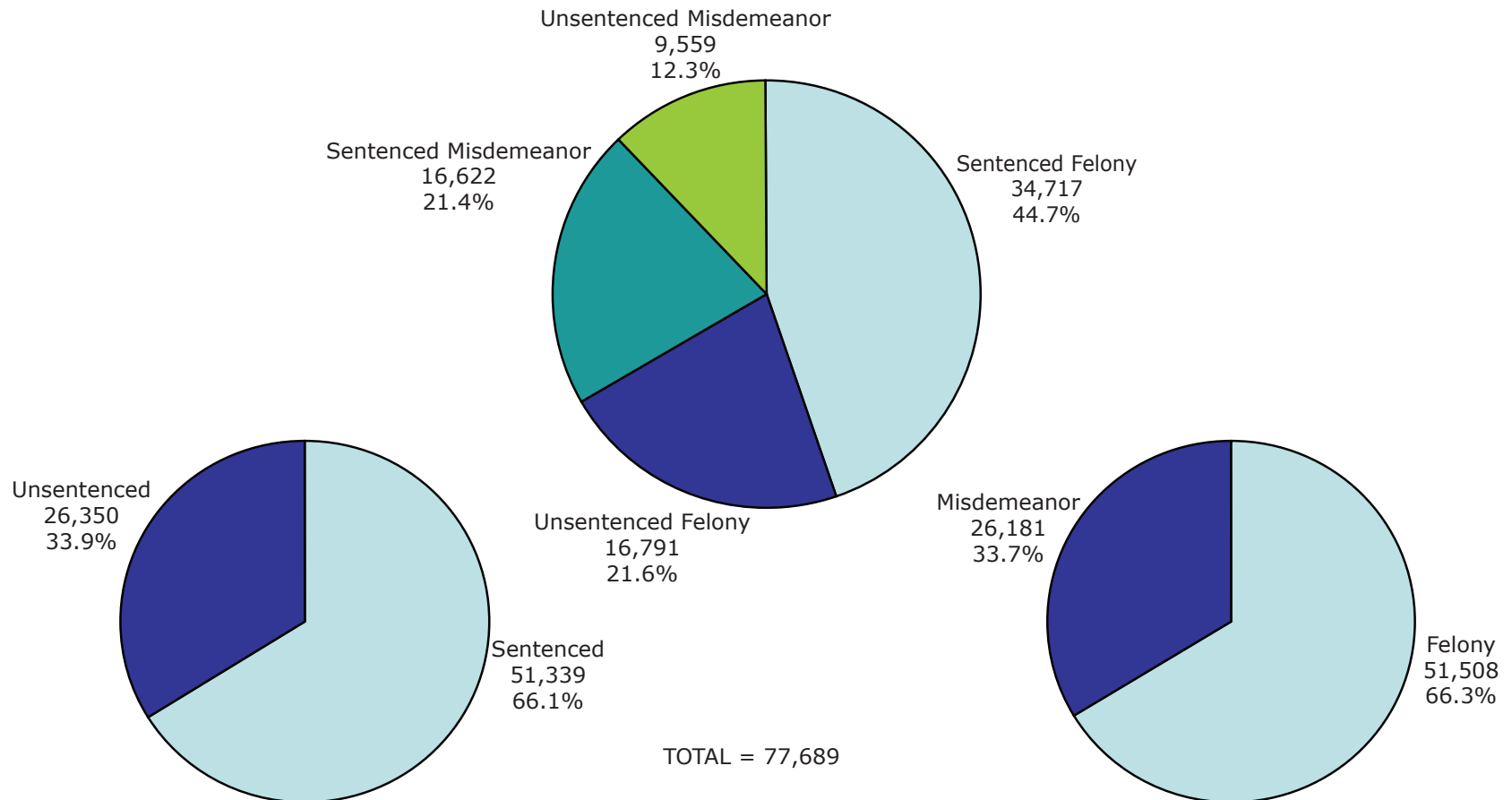
The number of new enrollees in community corrections programs during FY 2014 was 77,689. **Chart J1** shows the number of offenders determined eligible and enrolled in programs by crime class and legal status. **Chart J2** shows the award of comprehensive plans and services funds by program category. **Table J3** details the actual average daily population of probation residential services.

# J1 Offenders Enrolled in P.A. 511 Community Corrections Programs

FY 2014

By Crime Class and Legal Status at Enrollment

J - 2

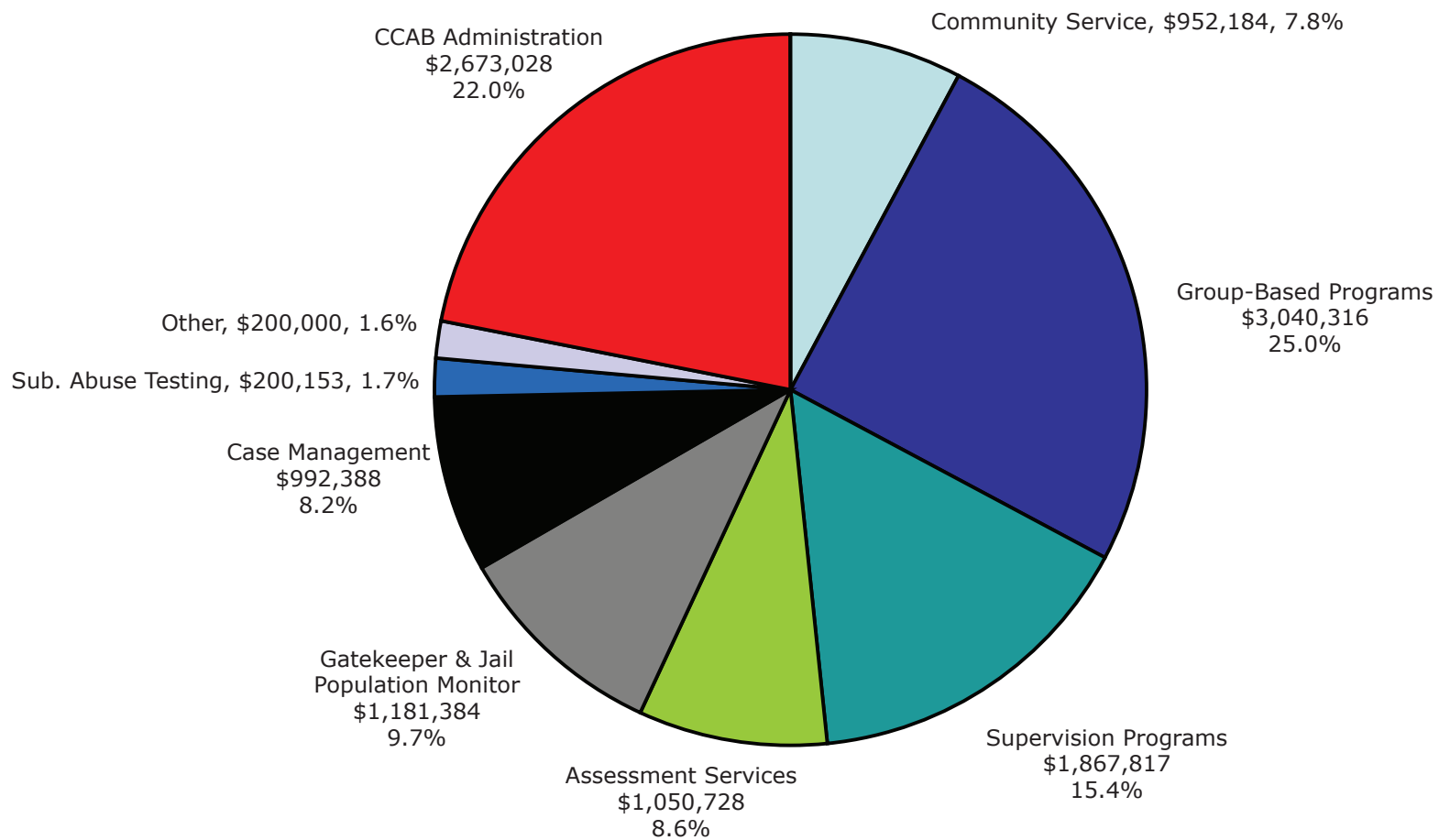


Source: Office of Community Corrections

## J2 Grants Awarded in FY 2014: \$12,157,998

*Community Corrections Comprehensive Plans and Services*

J - 3



Source: Office of Community Corrections

## FY 2014 Probation Residential Services

PROGRAM	ACTUAL AVERAGE DAILY POPULATION
ALLEGAN	10.5
BARRY	4.5
BAY	14.0
BERRIEN	19.0
BRANCH	4.6
CALHOUN	16.3
CASS	11.3
CHARLEVOIX	0.1
CLINTON	0.9
CENTRAL U.P.	0.8
EASTERN U.P.	0.0
EATON	8.6
GENESEE	74.7
GRATIOT	2.9
INGHAM	22.0
IONIA	5.6
ISABELLA	3.1
JACKSON	17.4
KALAMAZOO	33.1
KENT	64.6
LENAWEE	3.8
LIVINGSTON	9.8
MACOMB	74.9
MANISTEE/BENZIE	1.0
MARQUETTE	2.2
MECOSTA	1.5
MIDLAND	3.9
MONROE	23.5
MONTCALM	5.4
MUSKEGON	29.9
NORTHERN MICHIGAN	2.8
OAKLAND	74.0
OGEMAW/ARENAC	0.3
OTTAWA	1.7
ROSCOMMON	0.4
SAGINAW	38.2
ST. CLAIR	20.2
ST. JOSEPH	17.8
SUNRISE SIDE	1.5
13th JUDICIAL CIRCUIT	5.7
THUMB AREA REGIONAL	10.1
VAN BUREN	6.8
WASHTENAW	16.3
WAYNE	131.4
WEST CENTRAL U.P.	4.1
WEXFORD/MISSAUKEE	1.8
TOTAL	803.0*

\* Total is rounded to the nearest tenth.

Source: Office of Community Corrections